



**ENDOSCOPES AND
INSTRUMENTS FOR ENT
ESOPHAGOSCOPY -
BRONCHOSCOPY**

9th EDITION 2/2013 US

| Chapter | | | Pages |
|-----------|---|--|---------|
| 1 | HEADMIRRORS – HEADLIGHTS | HNO-J | 1-12 |
| 2 | OTOLOGY | E-TEL, E | 13-96 |
| 3 | INSTRUMENTS FOR RHINOLOGY AND RHINOPLASTY | N | 97-158 |
| 4 | SINOSCOPY, RHINOSCOPY POSTRHINOSCOPY FESS, NASAL SINUSES, SKULL BASE | SI | 159-308 |
| 5 | TELESCOPES AND INSTRUMENTS FOR SIALENDOSCOPY | SIAL | 309-322 |
| 6 | ADENOIDECTOMY – NASOPHARYNX TONSILLECTOMY – MOUTH TRACHEOSTOMY – LARYNX | ATT | 323-356 |
| 7 | HOSPITAL SUPPLIES, SCALPELS, SCISSORS, FORCEPS NEEDLE HOLDERS, RETRACTORS, MISCELLANEOUS | HS | 357-390 |
| 8 | BIPOLAR AND UNIPOLAR COAGULATION | COA | 391-418 |
| 9 | RECOMMENDED SETS FOR ENT | SET | 419-492 |
| 10 | LARYNGOSCOPY TRACHEOSCOPY | LA-FIB, LA-FIB-ACC, LA-TEL, LA | 493-580 |
| 11 | ESOPHAGOSCOPY DIVERTICULOSCOPY | ESO, ESO-DIM, DIV | 581-606 |
| 12 | BRONCHOSCOPY TRACHEOSCOPY | BRO-INTRO, BRO-VIDEO, BRO-FIB, BRO-FIB-ACC, BRO, BRO-TEL, BRO-ST- INTRO, PED-BRO, BRO-ACC, BRO-DIM | 607-658 |
| 13 | NAVIGATION | NAV | 659-670 |
| 14 | MICROSCOPY | ENT-MICRO | 671-700 |
| 15 | COMPONENTS SPARE PARTS | ENT-SP | SP 1-94 |
| 16 | KARL STORZ OR1 NEO®, TELEPRESENCE HUMAN MEDICINE, PROTECTION 1® | | |

STORZ



THE WORLD OF ENDOSCOPY

**ENDOSCOPES AND
INSTRUMENTS FOR ENT
ESOPHAGOSCOPY - BRONCHOSCOPY**

9th EDITION 2/2013 US

Important information for U.S. customers

Note:

Certain devices and references made herein to specific indications of use may have not received clearance or approval by the United States Food and Drug Administration. Practitioners in the United States should first consult with their local KARL STORZ representative in order to ascertain product availability and specific labeling claims. Federal (USA) law restricts certain devices referenced herein to sale, distribution, and use by, or on the order of a physician, dentist, veterinarian, or other practitioner licensed by the law of the State in which she/he practices to use or order the use of the device.

Important Notes:

Endoscopes and accessories contained in this catalog have been designed in part with the cooperation of physicians and are manufactured by the KARL STORZ group. If subcontractors are hired to manufacture individual components, these are made according to proprietary KARL STORZ plans or drawings. Furthermore, these products are subject to strict quality and control guidelines of the KARL STORZ group. Both contractual and general legal provisions prohibit subcontractors from supplying components manufactured by order of KARL STORZ to competitors.

Any assumptions that competitors' endoscopes and accessories are acquired from the same suppliers as the KARL STORZ products are not correct. Moreover, endoscopes and instruments provided by competitors are not manufactured according to the design specifications of KARL STORZ. This means it cannot be assumed that these endoscopes and accessories – even if they look identical on the outside – are constructed in the same manner and have been tested according to the same criteria.

Standardized Design and Labeling

KARL STORZ participates both in national and international bodies involved in the development of standards for endoscopes and endoscopic accessories. Standardized design and development therefore have long been implemented consistently by KARL STORZ. The user can rest assured that all products by the KARL STORZ group have been designed and constructed not only in compliance with strict internal quality guidelines, but also with international standards. All data relevant for safe use, such as viewing direction, sizes and diameters, or notes regarding sterilization of telescopes, are applied to the instruments, have been formulated according to international standards, and therefore provide reliable information.

As we constantly seek to improve and modify our products, we reserve the right to make changes in design that vary from catalog descriptions.

Original or Counterfeit

KARL STORZ products are name brand articles renowned around the world and represent the state of the art in important areas of healthcare. A large number of "copy cat" products are currently being offered in many markets. These products are designed intentionally to resemble KARL STORZ products and use marketing strategies that at least point out their compatibility with KARL STORZ products. These products are by no means genuine products, since genuine KARL STORZ products are sold worldwide exclusively under the name of KARL STORZ, which appears on the packaging and the product. In the absence of such labeling, the product is not from KARL STORZ.

KARL STORZ, therefore, is unable to ensure that such products are actually compatible with genuine KARL STORZ products or can be used with them without injury to the patient.

KARL STORZ Items Not Available in the U.S. August, 2013

Pending 510(k) / PMA not currently available for sale in the U.S.

| Order no. | Description | Section | Page |
|-------------------|---|-----------------------|----------|
| 20 7120 33 | High-Speed Micro-Motor | E 63 E US, SI 49 D US | 80, 207 |
| 252573 | INTRA Drill Handpiece | E 67 E | 85 |
| 40 7120 55 | DrillCut-X® II N Shaver Handpiece | SI 53 C US, NAV 8 | 211, 668 |
| 20 2901 32 | C-CAM® Camera Head | SI 71 D US | 229 |
| 7230 AP/BP/CP | HOPKINS® II Telescopes | SI 82 E US | 240 |
| 20 5205 01 | AUTOCON® 50 | COA 20 C US | 412 |
| 13304 CS | CMOS Video Esopharyngoscope KIT | ESO 3 B | 585 |
| 11900 AP/AN | Video Bronchoscope for Autofluorescence | BRO-VIDEO 2 A US | 610 |
| 25 3200 01 | UNIMAT® 30 | BRO-FIB-ACC 8 US | 624 |
| 39502 NAV1 | Wire Tray for Navigation Probe and Patient Tracker | NAV 6 | 666 |
| 39502 NAV2 | Wire Tray for Suction Tubes and Instrument Tracker | NAV 7 | 667 |
| 28272 EH | ENDOCRANE® | ENT-MICRO 20 US | 692 |

Note: References made herein to specific endoscopic procedures or techniques represent the opinions and/or experiences of the named physician(s). KARL STORZ Endoscopy-America, Inc. neither warrants nor represents the appropriateness or efficacy of said procedures. Physicians are encouraged to consult medical literature regarding techniques, compliances and hazards prior to performance of any endoscopic procedure.

Note: Some items are pending 510(k). Please contact KARL STORZ Customer Support at (800) 421-0837 regarding the current regulatory status of products above.

KARL STORZ Endoscopy-America, Inc. TERMS AND CONDITIONS

The following terms and conditions ("Terms") apply to the acquisition of KARL STORZ products.

1. ORDERS. Orders are to be placed with the Customer Support Department or sales force of KARL STORZ Endoscopy-America, Inc. ("KARL STORZ"); however, orders will only be accepted by KARL STORZ's Customer Support Department located in California or Massachusetts. In the event of any conflicting, inconsistent and/or additional provisions in a customer purchase order or other document, these Terms will supersede and prevail and such conflicting, inconsistent and/or additional provisions shall be of no force or effect; KARL STORZ hereby objects to such other provisions or terms proposed by customer. By accepting delivery of products from, and/or the performance of services by KARL STORZ and/or by paying for same, customer accepts and agrees to these Terms, all of which constitute the sole and entire agreement between KARL STORZ and customer.

2. PRICES. Prices are subject to change without notice. Nevertheless, prices in effect at the time that an order is accepted will prevail; provided, however, that quotations, including pricing therein, are valid until the expiration date reflected on the quotation. All applicable taxes, shipping and/or handling charges, will be added to the invoice. If customer is tax exempt, customer shall provide a tax exemption certificate for the "sold to" entity at the time of issuance of the purchase order under these Terms.

3. SHIPPING. Shipments are F.O.B. shipping point, shipping and handling prepaid by KARL STORZ and added to the invoice. However, KARL STORZ will utilize customer-designated third party freight programs for shipment and payment when requested by customer. In such case, customer is solely responsible for all third party freight charges, KARL STORZ handling charges and any loss or damage to products during shipment. If use of a customer-designated third party freight program is not requested by customer, and any loss or damage to products occurs during shipment, KARL STORZ will replace such products at no additional cost. All shipments should be carefully examined upon receipt and, if a product is damaged, customer must promptly notify KARL STORZ of the nature and extent of the damage and return such product to KARL STORZ in accordance with the "Return Policy" below. If shipments are received short, customer must promptly contact KARL STORZ's Customer Support Department. KARL STORZ may make partial shipments on any order with customer's authorization.

4. PAYMENT. Invoices are due and payable upon receipt, net 30 days from date of invoice, which shall not be earlier than the date of shipment. Invoices will be issued on authorized partial shipments and are payable as set forth in this section. A finance charge equal to 1-1/2% per month or the maximum amount allowed by law, whichever is less, may be assessed on all balances outstanding for more than 30 days. Any and all collection expenses, including reasonable attorneys' fees, incurred by KARL STORZ to secure payment of any sums due from customer and/or to effectuate repossession of products purchased from KARL STORZ but not paid for will be borne by customer. Amounts payable to KARL STORZ for the purchase, lease or rental of products and/or the provision of services are not subject to withholding, set-off or counter-claim under any circumstances without the prior written consent of KARL STORZ.

5. SECURITY INTEREST. Until customer has paid KARL STORZ in full for all products purchased pursuant to an order, KARL STORZ shall have, and customer hereby grants to KARL STORZ, a security interest in all products purchased pursuant to such order to secure payment of the entire purchase price for all products sold, shipped and delivered to customer pursuant to such order and all costs, expenses or other charges relating thereto which are payable by customer to KARL STORZ.

6. RETURN MERCHANDISE AUTHORIZATION PROCESS. A return merchandise authorization ("RMA") must be obtained from KARL STORZ's Customer Support Department prior to sending any products to KARL STORZ for any reason. When contacting KARL STORZ for an RMA, the Customer Support Representative must be provided with: (a) the applicable P.O. number; (b) the KARL STORZ catalog number and, if applicable, the serial number for each product; and (c) the reason for the return. KARL STORZ will not be responsible for products returned without an RMA. Returns must be carefully packed and shipped pre-paid to KARL STORZ, Attn: RMA number. KARL STORZ's Customer Support Department will provide the return address and the RMA number. In order to prevent the transmission of disease to the medical facilities' and/or KARL STORZ's personnel, all opened products must be cleaned and then sterilized and/or disinfected before sending to KARL STORZ, which reserves the right to return unclean and contaminated products to customer. Additionally, if any product becomes damaged and is not immediately returned for repair or exchange, KARL STORZ assumes no responsibility or liability for customer's continued use of that damaged product. KARL STORZ does not guarantee the performance of, and may decline to repair or accept for repair/exchange, any product that has been repaired, modified and/or altered by any person or entity other than KARL STORZ or a KARL STORZ authorized repair facility.

7. RETURN POLICY. Full credit will only be issued for products that are received by KARL STORZ within 120 days of date of shipment ("Ship Date") so long as such items are unused and in resalable condition. If products are received by KARL STORZ more than 120 days after the Ship Date, KARL STORZ may, in its sole and absolute discretion, either refuse acceptance of the returned products or require payment of an inspection fee of up to 25% of the invoiced price of the product, which will require a separate P.O. number. Shipping charges will be reimbursed, inspection fees will not be charged and full credit will be given if the return was due to a shipping error on the part of KARL STORZ. Customer must follow the RMA procedure set forth in the "Return Merchandise Authorization Process" above to return products for credit. The following products may not be returned for credit or exchange: (a) products held longer than 120 days from Ship Date (except as provided above); (b) sterile packaged products where the package is opened and/or damaged; (c) products identified and purchased as discontinued products; (d) instruments that are etched or engraved by customer; (e) products damaged by customer; and (f) used products.

8. WARRANTY POLICY. This section ("Warranty Policy") applies to all warranty repairs and exchanges. All products are warranted to be in good working order and free from defects in workmanship and materials on the date of shipment and continuing for a period of one (1) year thereafter, unless otherwise specified in a quotation or product specific literature. All repairs made under this Warranty Policy shall be free from defects in materials and workmanship for the remainder of the original warranty period (if any) or 90 days, whichever is longer. To submit a warranty claim, customer must follow the RMA procedure set forth in the "Return Merchandise Authorization Process" above. Customer must return the defective product within 30 days of issuance of the RMA.

For all warranty claims submitted within the first 30 days of the applicable warranty period ("Advance Replacement Period"), a replacement product will be provided to the customer prior to receipt of the product subject to such warranty claim. KARL STORZ will notify customer if the warranty claim is not valid. In such event, customer must submit a purchase order for the replacement product including any shipping and handling costs. Some limited product categories may qualify for a longer Advance Replacement Period to be confirmed by KARL STORZ's Customer Support Department at the time of issuance of the RMA. For all warranty claims submitted after the Advance Replacement Period, KARL STORZ shall evaluate the warranty claim following receipt of the product from customer and, if valid, shall at its sole discretion either repair or replace the product at no charge to the customer. KARL STORZ will notify customer if such warranty claim is not valid and provide an estimate of the repair cost. In such event, customer must submit a purchase order for the repair.

Damage which might arise or be caused, whether by customer or by any of the users of the products provided by KARL STORZ, as a result of, in connection with, or otherwise attributable to the following is excluded from all product and service warranty coverage: (a) misuse, abuse, mishandling and/or improper operation and/or storage; (b) repairs, servicing, modifications and/or alterations performed by any person or entity other than KARL STORZ or an authorized repair facility of KARL STORZ; (c) use in combination with adaptors, accessories and/or equipment from other manufacturers unless authorized or recommended by KARL STORZ; (d) use in any manner other than those for which such products are designed and are otherwise intended to be used; or (e) a failure to comply with power and grounding specifications provided by KARL STORZ. **THE WARRANTIES SET FORTH HEREIN ARE IN LIEU OF ALL OTHER WARRANTIES, EXPRESS, IMPLIED AND/OR STATUTORY, INCLUDING, BUT NOT LIMITED TO WARRANTIES OF MERCHANTABILITY, FITNESS AND/OR OF SUITABILITY FOR A PARTICULAR PURPOSE, WITH RESPECT TO ALL KARL STORZ PRODUCTS AND/OR SERVICES. ANY AND ALL OTHER WARRANTIES, REPRESENTATIONS AND/OR GUARANTEES, OF ANY TYPE, NATURE OR EXTENT, BE IT IMPLIED, EXPRESS AND/OR WHETHER ARISING UNDER OR AS A RESULT OF ANY STATUTE, LAW, COMMERCIAL USAGE, CUSTOM, TRADE OR OTHERWISE, ARE HEREBY EXPRESSLY EXCLUDED AND DISCLAIMED.** Any contrary course of performance by and between the parties will not modify any representations and/or warranties set forth herein. KARL STORZ neither assumes nor authorizes any person to assume for it any other liabilities in conjunction with and/or related to the sale and/or use of KARL STORZ products or provision of services. To ensure proper use, handling and care of KARL STORZ products, customer should consult the product-specific literature, instruction manual and/or labeling included with the product or otherwise available. Repair, modification or alteration of KARL STORZ products performed by any person or entity other than by KARL STORZ or an authorized repair facility of KARL STORZ nullifies and otherwise voids all applicable KARL STORZ warranties. Repair or replacement of a KARL STORZ product shall not extend the term of any applicable warranty. The remedies provided herein are customer's exclusive remedies under this Warranty Policy.

9. REPAIR PROGRAM. This section ("Repair Program") applies to all repairs and exchanges not covered under the Warranty Policy. If such repairs or exchanges become necessary, customer must follow the RMA procedure set forth in the "Return Merchandise Authorization Process" above. All repairs and exchanges shall be subject to KARL STORZ's applicable standard repair or exchange charges. Customer will be advised of the estimated cost of the repair work or a product exchange before it is undertaken. All repairs under this Repair Program carry a 90 day warranty. Any exchange product provided under this Repair Program carries the applicable KARL STORZ new product warranty. If an exchange product is provided and the damaged product is not returned within 30 days of receipt of the exchange product, Customer will be invoiced for the applicable contracted price or the full list price of the exchange product. Subject to the availability of product, KARL STORZ may, provide customer with loaner product while repairs are being made.

10. SOFTWARE OWNERSHIP AND LICENSING. Subject to annual license fees, as applicable, set forth in the applicable quotation, KARL STORZ grants to customer a non-exclusive, limited, non-transferable (except in connection with a transfer of a product), non-sublicensable and irrevocable (except as provided herein) license ("License") to use software (including, but not limited to, programmed logic, computer programs and/or operating information) programmed into and/or embedded in products provided by KARL STORZ or separately provided by KARL STORZ. Such licensed software may be developed by or on behalf of (a) KARL STORZ ("KARL STORZ Software") and/or (b) third party developers (all of whom are considered third party beneficiaries of this section) ("Third Party Software") ("KARL STORZ Software" and "Third Party Software" are referred to collectively as "Software"). The Software is licensed only in the form in which delivered to customer and only for use in accordance with KARL STORZ's written instructions for the Software or the product in which the Software is embedded or to which the Software relates and may be subject to annual license fees as set forth in the applicable quotation. The Software, and all modifications, updates, enhancements and upgrades provided by KARL STORZ, will, at all times, remain the property of KARL STORZ or the applicable third party developer. Customer may not (a) duplicate, copy, reverse-engineer, create, re-create, de-compile or disassemble the Software (or the source code of the Software), (b) create derivatives of the Software, or (c) unless authorized by KARL STORZ in advance, modify or customize the Software. Any and all duplicates, copies and derivatives of the Software, and any and all unauthorized modifications to, or customizations of, the Software will immediately become the sole property of KARL STORZ. Customer acknowledges and agrees that (a) neither the licensing of Software to customer, nor the purchase, lease or other acquisition of products by customer constitutes a transfer of the Software, (b) the Software is the property of KARL STORZ or the applicable third party developer, (c) customer neither owns nor acquires any interest in any copyright, patent or other intellectual property right in or to the Software as a result of the License granted herein or the purchase, lease or other acquisition of any product, and (d) KARL STORZ, or the applicable third party developer, retains and owns all right, title, and interest in and to the Software and the ownership rights therein, at all times, regardless of the form or media in or on which the original or any copy of the Software may exist. In the event of a failure of customer or its agents, employees or representatives to comply with any terms and conditions of the License granted herein, the License will, without any further action by KARL STORZ or any other party, immediately terminate.

11. SOFTWARE AND SECURITY SERVICES. Solely with respect to products for which customer has purchased software licenses and security services, KARL STORZ shall: (a) install security patches for such products connected to customer's network; (b) provide software updates to address bug fixes; (c) provide remote troubleshooting and related services; and (d) provide software upgrades including new features (excluding EHR implementation and interfacing, and hardware upgrades). KARL STORZ shall provide the foregoing services at times and frequency, and in the manner, determined solely by KARL STORZ based upon the critical or non-critical nature of such software patches, updates and upgrades. The services provided by KARL STORZ pursuant to this section do not apply to any related hardware issues, and do not carry a repair warranty or otherwise affect any warranty provided under these Terms. KARL STORZ does not warrant or represent that use of the software application will be uninterrupted or error-free.

12. DISPUTES. All controversies, disputes and claims, shall be adjudicated by a court of competent jurisdiction within the County of Los Angeles, State of California or the United States District Court, Central District of California, which courts shall have exclusive jurisdiction over such matters. All transactions by and between customer and KARL STORZ shall be governed by and construed in accordance with the laws of the State of California without regard to its conflict of laws principles. The invalidity or unenforceability of any of the within Terms will not affect the validity or enforceability of any other or remaining term or condition hereof.

13. LIMITATION OF LIABILITY. KARL STORZ is not liable for any special, incidental, consequential, punitive, exemplary or indirect damages, from any cause whatsoever in connection with or arising from the purchase, sale, lease, rental, installation, performance or use of KARL STORZ products or services, even if KARL STORZ has been advised of the possibility of such damages. **SOME JURISDICTIONS DO NOT ALLOW EXCLUSIONS AND DISCLAIMERS OF CERTAIN WARRANTIES OR LIMITATIONS OF LIABILITY, SO THE LIMITATIONS AND/OR EXCLUSIONS SET FORTH IN THESE TERMS MAY NOT APPLY. IN THAT EVENT, KARL STORZ'S LIABILITY WILL BE LIMITED TO THE GREATEST EXTENT PERMITTED BY LAW IN THE SUBJECT JURISDICTION.**

14. COMPLIANCE WITH LAWS; DISCOUNT EXCEPTION AND SAFE HARBOR. Customer shall comply with all applicable laws and regulations, including but not limited to the federal health care program anti-kickback statute, 42 U.S.C. § 1320a-7b(b) ("AKS"). Customer acknowledges its obligations to fully and accurately report the discounts, rebates, credits, product replacements (including those related to a warranty, service, or otherwise) and/or other price reductions (collectively "Discounts"), if any, it receives from KARL STORZ, under all applicable laws and regulations, including but not limited to the AKS, the Discount Exception and the Discount Safe Harbor. Customer may be obligated to report and/or provide information concerning any such Discounts provided by KARL STORZ pursuant to 42 U.S.C. § 1320a-7b(b)(3)(A) (the "Discount Exception") and/or 42 C.F.R. § 1001.952(h) (the "Discount Safe Harbor"), other federal or state laws, or agreement with third party payers. Customer should retain documentation of Discounts and make such information available to federal or state health care programs, applicable federal and/or state agencies, and/or third party payors, upon request. KARL STORZ will provide to customer invoices related to purchases, and other reports/documentation as applicable, documenting any Discounts for such products and/or services. Customer is responsible for appropriate allocation and/or apportionment of any Discounts among products and/or services purchased. Customer acknowledges that this section has put customer on notice of its obligations under the AKS, Discount Exception and Discount Safe Harbor and all other applicable laws and regulations.

KARL STORZ Intellectual Property Rights

KARL STORZ SE & Co. KG is the proprietor and/or licensee
of the following US-Patents in the fields of Endoscopes
and Instruments for ENT



US 6749563

8666 AN
8666 DN

US 6635010

10020 CA
10324 CA
1218 CA
1230 CA
1232 CA
28162 CKA
10020 BA

US 6618207

8713 AA
8713 BA
8713 FA
7220 AA
7220 BA
7220 CA
7220 FA

US 6099467

US 6632173

8707 DA
8707 DP
10338 TA
10338 TRA
789800 P

US 6641531

7230 AP
7230 BP
7230 FP
8712 AP
8712 BP
8712 CP
8700 CP
8710 AP
8711 AP
10320 AP
10320 BP
10320 DP

US 6840932

651503
651504
651505

US 5474571

653010

US 5741296

10510 N
10510 B
10510 AA

US 7229406

8707 DP



HEADMIRRORS - HEADLIGHTS

Headmirrors



074090

074090 **Headmirror Standard**, with ball joint, replaceable mirror, diameter 90 mm, including:
Headband, narrow

075090 **Headmirror Standard**, with ball joint, replaceable mirror, diameter 90 mm, including:
Headband, wide



076090

076090 **ZIEGLER Headmirror**, replaceable mirror, diameter 90 mm, including:
Headband, narrow

077090 **ZIEGLER Headmirror**, replaceable mirror, diameter 90 mm, including:
Headband, wide

Components/Spare Parts see chapter 16

LED Headlight POWER OF LIGHT

Special Features:

- Integrated battery/battery light source allows more freedom of movement
- No separate light source required
- No separate light cable required
- No mains supply required
- Low energy consumption
- No need to change lamp (50,000 hours service life)
- Available as rechargeable and battery versions
- More brightness and luminosity compared to warm light headlights
- Versions with white or yellow light available; both ensure that tissue structure can be recognized in their true colors
- Minimal heat generation
- Luminous field can be focused – adjustable from 10 to 100 mm at a working distance of 40 cm
- Soft, flexible headband ensures optimal fitting
- Ergonomic fit
- Easy vertical and horizontal adjustment to the shape of the head
- Individual adjustment possible during wear
- Optional: Extension Cable 094105 for attaching the battery and/or rechargeable battery box to OR clothing



094100 – 094130

Battery Versions

094100 **LED Headlight**, light model, **with white light**, battery box on headband, illumination area adjustable from 10 – 100 mm in diameter with 40 cm working distance
including:
Headband
Battery Box
2x **Photo Batteries**, lithium, 3 V, CR 123 A

094110 **Same,**
with yellowish light

Rechargeable Battery Versions

094120 **LED Headlight**, light model, **with white light**, rechargeable battery box on headband, illumination area adjustable from 10 – 100 mm in diameter with 40 cm working distance
including:
Headband
Rechargeable Battery Box, with 1 Li-Ion rechargeable battery
Battery Charger Li-Ion
Mains Cord

094130 **Same,**
with yellowish light

Components/Spare Parts see chapter 16

Headlight KS60

with Cold Light Illumination

Special Features:

- Luminous field can be focused – adjustable from 20 to 80 mm at a working distance of 40 cm – resulting in brightness of over 175,000 lux
- Double lens system provides outstanding illumination in the depths of the operating field
- Precise delineation and no luminous field color margins
- Homogeneous illumination of the luminous field without shadows
- Lightweight headband provides improved comfort, also suitable for a small head size, can be adjusted both horizontally and vertically
- Sterilizable handle allows adjustment under sterile conditions, movable and height adjustable
- Light cable is divided in the head area, ensuring even distribution of weight
- Extremely robust and flexible light cable due to special protective casing
- Convenient light cable length of 290 cm provides greater freedom of movement



310060/310061

310060

Headlight KS60, with double lens system and Y-fiber optic light cable, >175,000 lux, illuminated area adjustable from 20 – 80 mm in diameter with 40 cm working distance, with removable and sterilizable focus handle

including:

Headband

Y-Fiber Optic Light Cable

Clip with Band



310061

Same,

including:

Y-Fiber Optic Light Cable, with 90° deflection to the cold light source



Components/Spare Parts see chapter 16

Headlights

with Cold Light Illumination

Special Features:

- Excellent illumination in the depth of the operating field
- Ideally suited for all areas of medicine
- 150 percent more brightness in comparison to standard headlights
- Diameter of light field can be adjusted from 10 to 60 mm
- Sterilizable handle, removable
- Headlight can be adjusted with the sterile hand
- Comfortable, adjustable headband, including forehead cushion with push-button lock
- Clip for attaching the fiber optic light cable to OR clothing



094051/094055

094051

Headlight, with ball joint and vertical height adjustment, front section movable in all directions, with removable and sterilizable focus handle

including:

Headband

Fiber Optic Light Cable

Clip with Band



094055

Same,

including:

Fiber Optic Light Cable, with 90° deflection to the cold light source



Components/Spare Parts see chapter 16

Headlights

with Cold Light Illumination

Special Features:

- Homogeneous, clearly defined light field
- Shadow-free illumination
- No color margins
- Greatly enhanced brightness
- Optimal wearing comfort
- Considerably lighter
- Ergonomic design
- Tried and tested standard model for examinations and operations
- Diameter of light field (20 – 80 mm) can be adjusted via the aperture



310010

Headlight, light model, illuminated area 20 – 80 mm in diameter with 35 cm working distance, with thin, 230 cm long integral fiber optic light cable, diameter 2.5 mm, with straight plug to the cold light source including:

Headband
Clip with Band

310020

Same, including:
Headband, with cross band



310015

Headlight, light model, illuminated area 20 – 80 mm in diameter with 35 cm working distance, with thin, 230 cm long integral fiber optic light cable, diameter 2.5 mm, with 90° deflection to the cold light source including:

Headband
Clip with Band

310025

Same, including:
Headband, with cross band

Components/Spare Parts see chapter 16

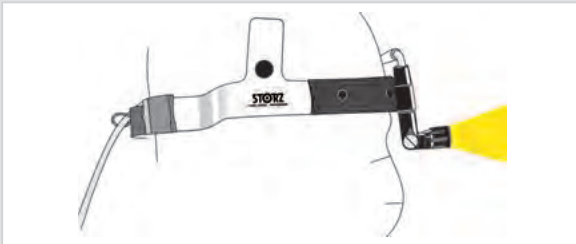
Headlights

with Cold Light Illumination

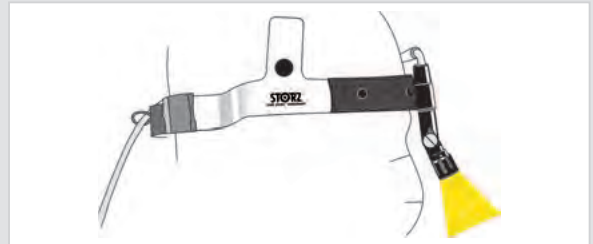
Special Features:

- Headlight can be adjusted in 3 dimensions: height adjustment on the headband, front can be turned 45° to the right or left and also tilted horizontally downwards to a max. of 165°
- Headlight is self-retaining in all positions; no deviation from the selected position
- Protective ring for the front lens prevents damage
- Uniformly bright field of vision
- Small, lightweight model with thin fiber optic light cable, total weight of only 300 g
- Fiber optic light cable can be connected to either the left or the right of the headband
- Wide headband with bridges on either side to prevent slipping is comfortable to wear
- Replaceable forehead cushion
- Recommended for use with spectacle loupes

90° position



165° position



094301/094305



094301

Headlight, lightweight model, illuminated area 65 mm in diameter with 40 cm working distance, with thin, 230 cm long integral fiber optic light cable, diameter 2.5 mm, with straight plug to the cold light source

including:

Headband

Clip with Band



094305

Same,

including:

Fiber Optic Light Cable, with 90° deflection to the cold light source

Components/Spare Parts see chapter 16

Headlights

with Cold Light Illumination

Special Features:

- Advanced model of 094301 headlight
- Diameter of light field can be adjusted from 30 to 230 mm

Available in 2 models:

- With integral fiber optic light cable or suitable for attachable fiber optic light cable



094320/094325



094330



094320

Headlight, light model, illuminated area adjustable from 30 – 230 mm in diameter with 40 cm working distance, with thin, 230 cm long integral fiber optic light cable, diameter 2.5 mm, with straight plug to the cold light source

including:

- Headband**
- Clip with Band**



094325

Same, including:

- Fiber Optic Light Cable**, with 90° deflection to the cold light source



495 NTAS

094330

Headlight, light model, illuminated area adjustable from 30 – 230 mm with 40 cm working distance, with connection for use with thin, 230 cm long Fiber Optic Light Cable 495 NTAS with straight plug or 495 NTXS with 90° deflection to the cold light source

including:

- Headband**
- Clip with Band**



495 NTXS

For use with Headlight 094330:

495 NTAS

Fiber Optic Light Cable, diameter 2.5 mm, length 230 cm or

495 NTXS

Fiber Optic Light Cable, with 90° deflection to the cold light fountain, diameter 2.5 mm, length 230 cm

Components/Spare Parts see chapter 16

Headlight "CLAR 73"

with Cold Light Illumination

Special Features:

- Homogeneous, clearly defined light field
- Shadow-free illumination
- Mirror with slit for monocular viewing
- Concave mirror set in solid, protective mounting
- Optimum comfort with headband; normal glasses can be worn

Special Features:

- Tried and tested standard model for examinations and operations
- Diameter of the light field can be changed by means of the aperture setting
- Weight: 400 g
- With Headband 078730, vertical cable guide, for fiber optic light cable diameter 3.5 mm



095501/095505



095501

Headlight "CLAR 73", with 230 cm long integral fiber optic light cable, diameter 3.5 mm, with straight plug to the cold light source

including:

Headband

Clip with Band



095505

Same,

including:

Fiber Optic Light Cable, with 90° deflection to the cold light source

Components/Spare Parts see chapter 16

Headbands

for Cold Light Illumination



310070

310070

Headband, fully adjustable, with Forehead Cushion 078511, with cross band, including holder, for Headlight 310060/310061



310075

310075

Headband, extra light, fully adjustable, with Forehead Cushion 078511, without cross band, including clamp mounting, for Headlight 310010/310015



310076

310076

Headband, fully adjustable, with Forehead Cushion 078511, with cross band, including clamp mounting, for Headlight 310020/310025



078730

078730

Headband, fully adjustable, with Forehead Cushion 078511, with cross band, including ball joint holder, for Headlights 094051, 094055, 095501 and 095505



078740

078740

Headband, extra light, fully adjustable, with Forehead Cushion 078511, without cross band, with clamp mounting, for Headlights 094301, 094305, 094320, 094325 and 094330



078760

078760

Headband, for LED headlight, fully adjustable, with Forehead Cushion 078511, with cross band, including holder, for Headlights 094100, 094110, 094120 and 094130, including Holding Band 094109 for Battery Box 094108 or Rechargeable Battery Box 094124



078681

078681

Clip with Band, for attaching fiber optic light cable to OR clothing



094105

094105

Extension Cable, for LED Headlights 094100 – 094130, for carrying the battery box or rechargeable battery box in OR clothing

Components/Spare Parts see chapter 16



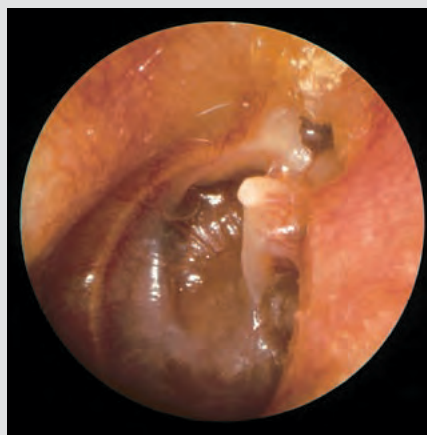
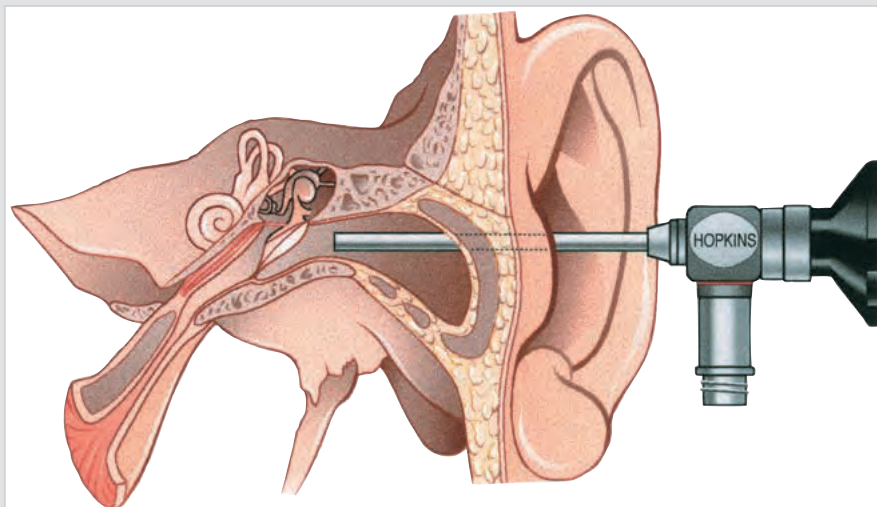
OTOLOGY

Otoscopy

with HOPKINS® Telescopes

Special Features:

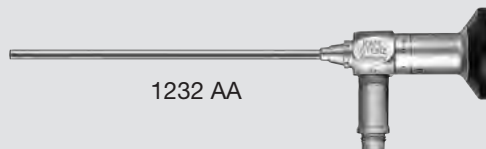
- Ideal for overview of the entire eardrum
 - The wide angle lens enables a natural, undistorted, panoramic overview of the complete eardrum
 - Clear, bright and extremely sharp picture with high resolution and sharpness in depth
- HOPKINS® telescopes 4 mm for adults, 3 and 2.7 mm for small children or particularly narrow auditory canal, as well as 1.9 mm for use through an incision in the eardrum



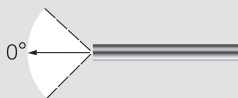
HOPKINS® Telescopes

for Preoperative and Postoperative Examination of the Middle Ear

Diameter 1.9 mm, length 10 cm



1232 AA




1232 AA

HOPKINS® Straight Forward Telescope 0°, diameter 1.9 mm, length 10 cm, **autoclavable**, fiber optic light transmission incorporated, color code: green

1232 BA

HOPKINS® Forward-Oblique Telescope 30°, diameter 1.9 mm, length 10 cm, **autoclavable**, fiber optic light transmission incorporated, color code: red



723750 A

Protection Tube, for HOPKINS® telescopes with length of 6 – 11 cm

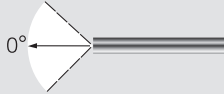
HOPKINS® Telescopes

Tympanoscopy in Practice

Diameter 3 mm, length 6 cm

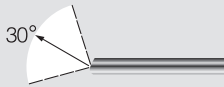


1218 AA



1218 AA

Tele-Otoscope with HOPKINS® Straight Forward Telescope 0°, diameter 3 mm, length 6 cm, **autoclavable**, fiber optic light transmission incorporated, color code: green



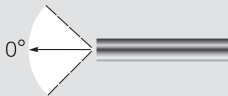
1218 BA

Tele-Otoscope with HOPKINS® Forward-Oblique Telescope 30°, diameter 3 mm, length 6 cm, **autoclavable**, fiber optic light transmission incorporated, color code: red

Diameter 4 mm, length 6 cm




1215 AA



1215 AA

Tele-Otoscope with HOPKINS® Straight Forward Telescope 0°, diameter 4 mm, length 6 cm, **autoclavable**, fiber optic light transmission incorporated, color code: green



119500

HAWKE Pneumatic Adaptor, for Ear Specula 119401 – 119410, including rubber bulb with tube and screw-on cone, for use with Tele-Otoscope 1218 AA

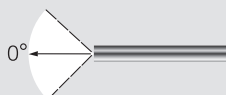

119515

Bridge, for Pneumatic Adaptor 119500, for use with Tele-Otoscope 1215 AA with Ear Specula 119401 – 119404 and Tele-Otoscope 1218 AA with Ear Specula 119401 – 119410

HOPKINS® Telescopes

for Tympanoscopy, Examination of the Middle Ear and Rhinoscopy

Diameter 2.7 mm, length 11 cm



1230 AA

HOPKINS® Straight Forward Telescope 0°, diameter 2.7 mm, length 11 cm, **autoclavable**, fiber optic light transmission incorporated, color code: green



1230 BA

HOPKINS® Forward-Oblique Telescope 30°, diameter 2.7 mm, length 11 cm, **autoclavable**, fiber optic light transmission incorporated, color code: red

Battery Light Source LED for Endoscopes



11301 D4



11301 DG

- 11301 D4 **Battery Light Source LED for Endoscopes**, with fast screw thread, brightness > 110 lm / > 150 klx, burning time > 120 min, weight approx. 150 g ready for use, **suitable for wipe disinfection**, with 2 Photo Batteries 121306 P
- 11301 DE **Battery Light Source LED for Endoscopes**, rechargeable, with click connection, brightness > 110 lm / > 150 klx, color temperature 5500 K, lithium-ion batteries, charging time 60 min, burning time at 100% brightness 40 min, weight approx. 150 g ready for use, **suitable for wipe disinfection**
- 11301 DF **Same**, with fast screw thread
- 11301 DG **Charging Unit**, for 11301 DE/11301 DF, for two LED battery light sources, with fixed integrated power supply and adaptor for EU, UK, USA and Australia, power supply 110 – 240 VAC, 50/60 Hz, **suitable for wipe disinfection**
- 094129 **Battery Charger Li-Ion**, for charging the rechargeable battery box, power supply 100 – 240 VAC, 50/60 Hz
- 094127 **Mains Cord**, for Battery Charger 094129, length 150 cm

Components/Spare Parts see chapter 16

CMOS Video Otoscope ^{NEW}

Special Features:

- For imaging and documentation of the auditory canal and eardrum
- High-resolution CMOS sensor
- Integrated LED illumination with high light intensity
- First-class optical system
- Optimal hygiene via exchangeable, disposable ear specula
- Lightweight, ergonomic design
- Manual focus ring
- Compatible with KARL STORZ C-MAC® monitor system and C-HUB® camera control unit



121200 K

- 121200 K **CMOS Video Otoscope KIT**, with integrated LED illumination, for use with C-HUB® 20 2901 01 and Monitor 8402 ZX including:
Ear Speculum, outer diameter 4 mm, black, for single use, unsterile, package of 100



20 2901 01



8402 ZX

- 121200 C **CMOS Video Otoscope with C-HUB®**, with integrated LED illumination including:
Ear Speculum, outer diameter 4 mm, black, for single use, unsterile, package of 100
C-HUB® CMOS Camera Control Unit, Interfaces: USB 2.0, S-Video output (NTSC), power socket
Power Supply
S-Video (Y/C) Connecting Cable
USB Connecting Cable

- 121200 M **CMOS Video Otoscope with Monitor**, with integrated LED illumination including:
Ear Speculum, outer diameter 4 mm, black, for single use, unsterile, package of 100
Monitor, screen size 7", memory option with SD card, rechargeable battery, power adaptor for EU, UK, USA and Australia, power supply 110 – 240 VAC, 50/60 Hz, suitable for wipe disinfection

Accessory:

- 121204 **Ear Speculum**, for CMOS video otoscope, outer diameter 4 mm, black, for single use, unsterile, package of 1000

Components/Spare Part see catalog TELEPRESENCE

Ear



121300



121302 –
121305

121302

121303

121304

121305


121320



121332
121334

121332

121334



8565 B/C

8565 B

8565 C

HEINE **Otoscope**, otoscope head with fiber optic light transmission incorporated including:

Ear Specula, outer diameter 2.5 – 5 mm

Battery Handle

2x 1.5 Volt Battery

Spare Lamp

Ear Speculum, reusable, black, outer diameter 2.5 mm

Same, outer diameter 3 mm

Same, outer diameter 4 mm

Same, outer diameter 5 mm

HEINE **Otoscope Head**, fiber optic light transmission incorporated, for use with Battery Handles 8565 B/BC/C including:

Ear Specula, outer diameter 2.5 – 5 mm

Spare Lamp

Ear Specula for single use, gray, outer diameter 2.5 mm, for children, package of 1000

Same, outer diameter 4 mm, for adults

Battery Handle, 3.5 Volt including:

Rack

Charger, power supply 220 – 240 VAC

Battery Handle, 3.5 Volt including:

Rack

Charger, power supply 115 VAC

Components/Spare Parts see chapter 16



119420 –
119404



Size 00
Size 0
Size 1
Size 2
Size 3
Size 4

119420
119410
119401
119402
119403
119404

BRÜNINGS Ear Speculum, size 00, outer diameter 4 mm
Same, size 0, outer diameter 4.5 mm
Same, size 1, outer diameter 6 mm
Same, size 2, outer diameter 7.5 mm
Same, size 3, outer diameter 9.5 mm
Same, size 4, outer diameter 11 mm



119650

119650

Rubber Bulb, for pneumatic testing, with record cone, for Diagnostic Heads 119700 – 120600



119700

119700

SIEGLE Diagnostic Head, without magnification



119800

119800

BRÜNINGS Diagnostic Head, with magnification, anastigmatic



119900

119900

FRENZEL Operating Head, with wall detail, with magnification, anastigmatic

Components/Spare Parts see chapter 16



122003 –
122007

-  3 mm 122003
-  4 mm 122004
-  5 mm 122005
-  6 mm 122006
-  7,5 mm 122007

HARTMANN **Ear Speculum**, standard model,
outer diameter 3 mm, length 3.6 cm

Same, outer diameter 4 mm




Same, outer diameter 5 mm

Same, outer diameter 6 mm

Same, outer diameter 7.5 mm



122503 –
122505

-  3 mm 122503
-  4 mm 122504
-  5 mm 122505

HARTMANN **Ear Speculum**, short, for children,
outer diameter 3 mm, length 2.7 cm

Same, outer diameter 4 mm

Same, outer diameter 5 mm



123008
123009

-  8,5 mm 123008
-  10 mm 123009

BOUCHERON **Ear Speculum**, for postoperative
treatment, outer diameter 8.5 mm, length 3.6 cm

Same, outer diameter 10 mm




123031 –
123037

-  4 mm
-  5 mm
-  6 mm
-  7 mm
-  8 mm
-  9 mm
-  10 mm

| | |
|--------|---|
| 123031 | FARRIOR Ear Speculum, round, size 1, outer diameter 4 mm, length 4.5 cm |
| 123032 | Same , size 2, outer diameter 5 mm |
| 123033 | Same , size 3, outer diameter 6 mm |
| 123034 | Same , size 4, outer diameter 7 mm |
| 123035 | Same , size 5, outer diameter 8 mm |
| 123036 | Same , size 6, outer diameter 9 mm |
| 123037 | Same , size 7, outer diameter 10 mm |



123041 –
123049


-  4.0 x 4.8 mm
-  5.0 x 5.8 mm
-  5.5 x 6.3 mm
-  6.0 x 6.8 mm
-  6.5 x 7.3 mm
-  7.0 x 7.8 mm
-  7.5 x 8.3 mm
-  8.0 x 8.8 mm
-  8.5 x 9.3 mm

| | |
|--------|---|
| 123041 | FARRIOR Ear Speculum, oval, size 1, 4.0 x 4.8 mm, length 4.3 cm |
| 123042 | Same , size 2, 5.0 x 5.8 mm |
| 123043 | Same , size 3, 5.5 x 6.3 mm |
| 123044 | Same , size 4, 6.0 x 6.8 mm |
| 123045 | Same , size 5, 6.5 x 7.3 mm |
| 123046 | Same , size 6, 7.0 x 7.8 mm |
| 123047 | Same , size 7, 7.5 x 8.3 mm |
| 123048 | Same , size 8, 8.0 x 8.8 mm |
| 123049 | Same , size 9, 8.5 x 9.3 mm |



123205 –
123207

| | |
|--------|--|
| 123205 | HOLMGREEN Endaural Ear Speculum, self-retaining, outer diameter 5 mm |
| 123206 | Same , outer diameter 6 mm |
| 123207 | Same , outer diameter 7 mm |



125300
125400

125500
125600
125700
125800

125501
125601

126000

126100

130000

- 125300 **Tuning Fork, C-128, with weights**
- 125400 **Same, C¹-256, with weights**
- 125500 **Same, C²-512, without weights**
- 125600 **Same, C³-1024, without weights**
- 125700 **Same, C⁴-2048, without weights**
- 125800 **Same, C⁵-4096, without weights**
- 125501 **Tuning Fork, C²-512, without weights, with stand**
- 125601 **Tuning Fork, C³-1024, without weights, with stand**
- 126000 **Tuning Fork, A¹-440, with stand**
- 126100 **Same, small model**
- 130000 **BARANY Noise Apparatus, with ear olive**

Components/Spare Parts see chapter 16



138805



138905

- 138805 **FRENZEL Nystagmus Spectacles**, black frame, with ventilation slot, rubber band and cable with 25 mm flat-cable plug, including 2 Lamps 138964, 4 V

- 138905 **FRENZEL Nystagmus Spectacles**, black frame, with attached, adjustable battery handle and ventilation slots, including 2 Lamps 138964, 4 V, for use with 3 Batteries 121306 (not included in delivery)

Components/Spare Parts see chapter 16

Ear

○ 146001
○ 146002

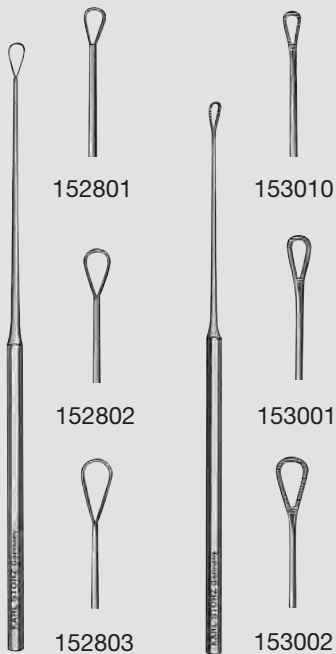
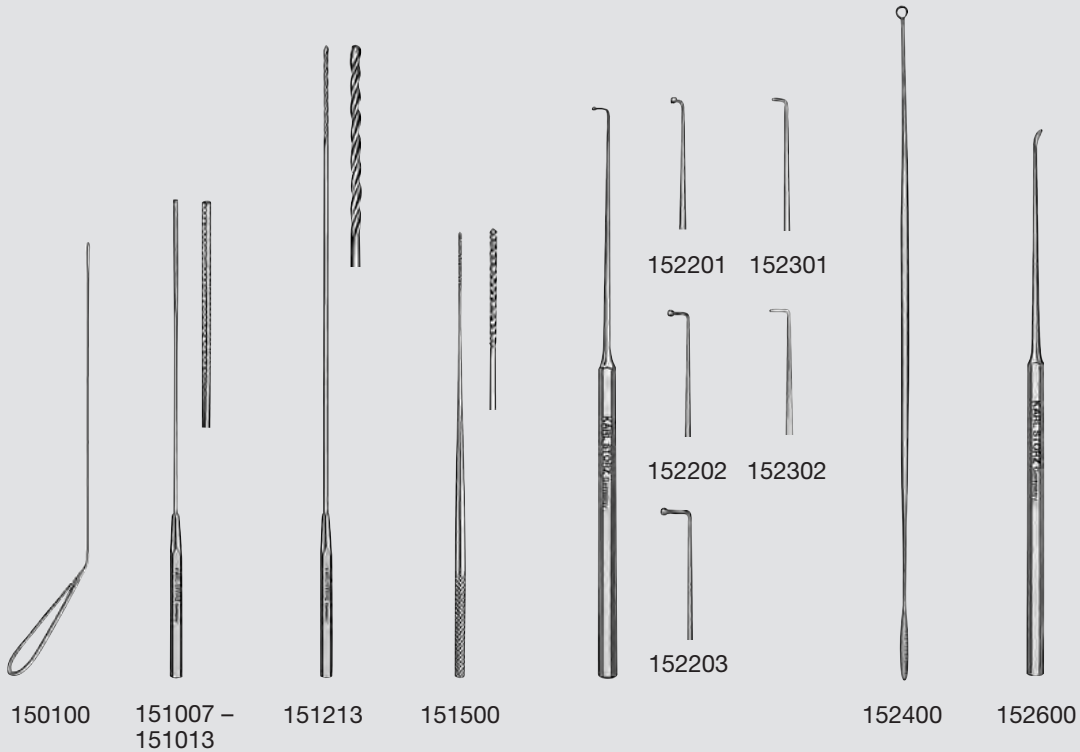
142000 142418 – 142422 142700 143800 146001 146002 148500

149325 149326 149320

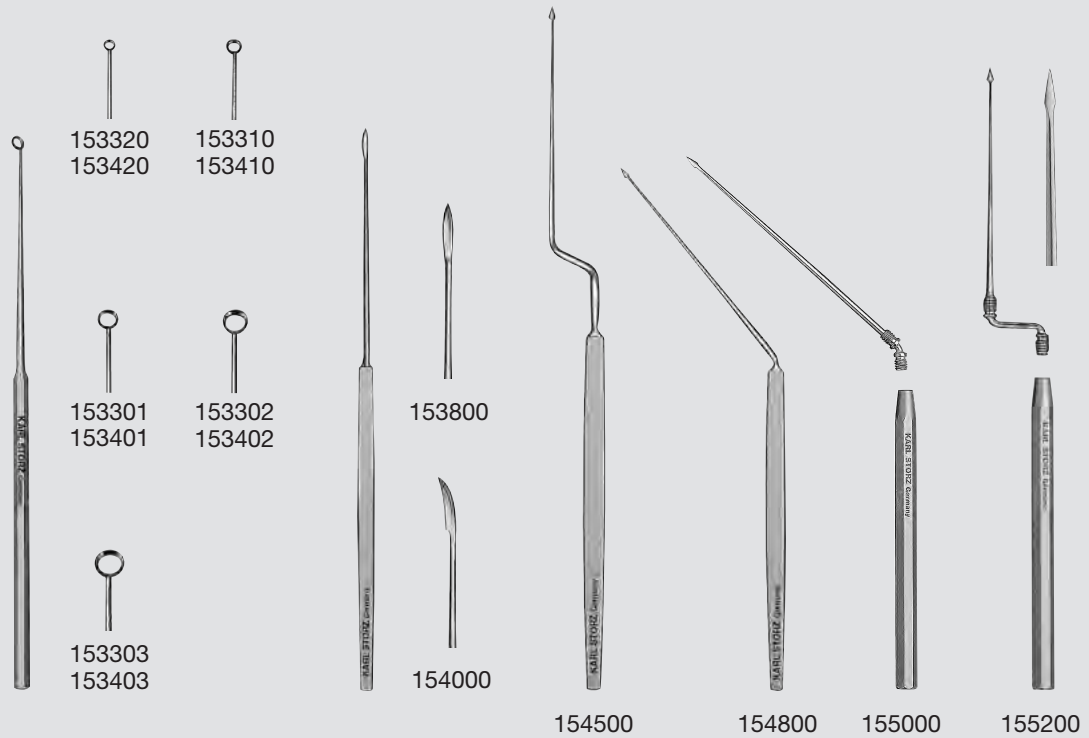
142000 **POLITZER Air Bag**, with metal cone, 8 oz.
 142418 **Nasal Olive**, metal, size 18 mm
 142420 **Same**, size 20 mm
 142422 **Same**, size 22 mm
 142700 **Metal Connector**, for 142000, 146001 and 146002
 143800 **Rubber Balloon**, for eustachian catheter, 2 ½ oz.
 146001 **HARTMANN Eustachian Catheter**, size 1, length 13.5 cm, olive diameter 2.8 mm
 146002 **Same**, size 2, olive diameter 3.2 mm
 148500 **JANSEN Diagnostic Tube**, extra light, with 1 black tip for doctor and 6 patient tips, in 3 sizes, with stand
 148501 **Same**, with 1 black tip for doctor and 1 tip for patient
 148608 **Ear Tip**, only, diameter 8 mm
 148609 **Same**, diameter 9 mm
 148610 **Same**, diameter 10 mm
 148710 **Ear Tip**, black, diameter 10 mm
 149320 **KABIERSKE Powder Blower**, with large bottle, with 1 straight Cannula 149325 and 1 curved Cannula 149326

Components/Spare Parts see chapter 16

3-991



- 150100 **STACKE Ear Probe**, silver, length 10.5 cm
- 151007 **Cotton Applicator**, standard model, triangular serrated, diameter 0.7 mm, working length 13 cm
- 151009 **Same**, diameter 0.9 mm
- 151011 **Same**, diameter 1.1 mm
- 151013 **Same**, diameter 1.3 mm
- 151213 **Cotton Applicator**, with thread, diameter 1.3 mm, working length 17.5 cm
- 151500 **FROHN Cotton Applicator**, with thread, working length 12.5 cm
- 152201 **WAGENER Ear Hook**, with ball end, size 1, length 15.5 cm
- 152202 **Same**, size 2
- 152203 **Same**, size 3
- 152301 **Ear Hook**, without ball end, size 1, length 15.5 cm
- 152302 **Same**, size 2
- 152400 **JOBSON-HORNE Probe**, working length 18 cm
- 152600 **ZAUFAL Ear Spatula**, length 14.5 cm
- 152801 **BILLEAU Ear Loop**, size 1, length 16 cm
- 152802 **Same**, size 2
- 152803 **Same**, size 3
- 153010 **WEBER-LOCH Ear Loop**, size 0, length 14.5 cm
- 153001 **Same**, size 1
- 153002 **Same**, size 2



- 153320 **BUCK Ear Curette**, blunt, size 00, length 14.5 cm
- 153310 **Same**, size 0
- 153301 **Same**, size 1
- 153302 **Same**, size 2
- 153303 **Same**, size 3
- 153420 **BUCK Ear Curette**, sharp, size 00, length 14.5 cm
- 153410 **Same**, size 0
- 153401 **Same**, size 1
- 153402 **Same**, size 2
- 153403 **Same**, size 3
- 153800 **POLITZER Ear Knife**, straight, working length 6.5 cm
- 154000 **Same**, curved
- 154500 **TRAUTMANN Ear Knife**, delicate, bayonet-shaped, working length 7.5 cm
- 154800 **POLITZER Ear Knife**, delicate, angular, working length 7.5 cm
- 155000 **Ear Knife**, screw handle, angular, working length 8 cm
- 155200 **Same**, bayonet-shaped

156000

7.5 cm

157000

4.5 cm

157100

6 cm

158500

158800

8 cm

161000

161200

162020

162025

162500

162800

6 cm

164100

164800

156000 LUCAE **Ear Forceps**, bayonet-shaped, length 14.5 cm

157000 TRÖLTSCH **Ear Dressing Forceps**, serrated, standard model, working length 7.5 cm

157100 TRÖLTSCH **Ear Dressing Forceps**, serrated, small and delicate, working length 4.5 cm

158500 HARTMANN **Ear Dressing Forceps**, slender, working length 6 cm

158800 **Same**, extra delicate

161000 HARTMANN **Ear Forceps**, serrated, working length 8 cm

161200 **Ear Forceps**, duckbill, flat, serrated jaws, working length 8 cm

162020 HARTMANN **Ear Forceps**, round cupped jaws, diameter 2 mm, working length 8 cm

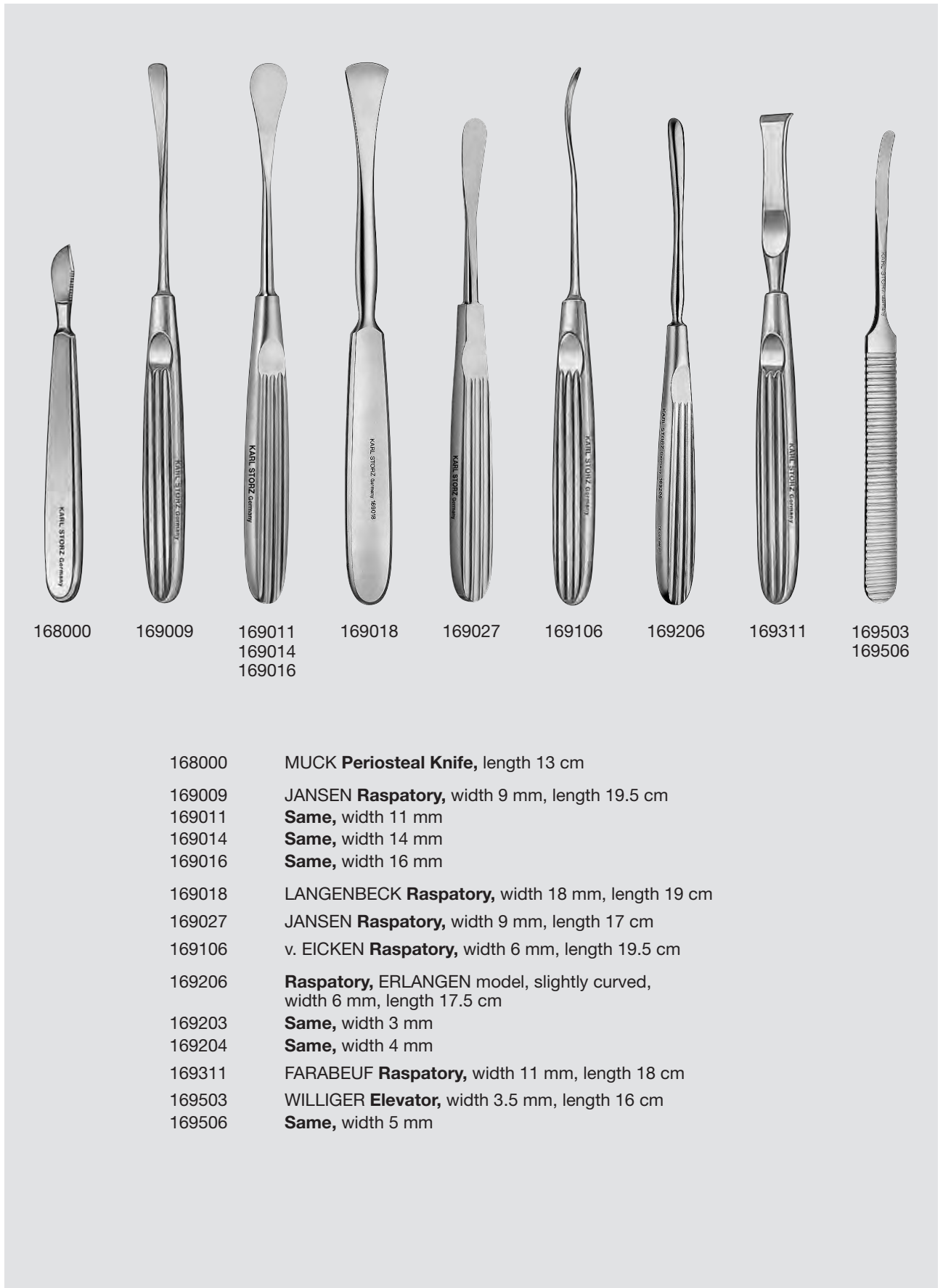
162025 **Same**, diameter 2.5 mm

162500 STRÜMPEL **Ear Forceps**, working length 8 cm

162800 HARTMANN **Ear Forceps**, through-cutting, straight, working length 8 cm

164100 KRAUSE **Ear Snare**, length 18 cm

164800 **Snare Wire**, for Ear Snares 164100, package of 25



168000

169009

169011
169014
169016

169018

169027

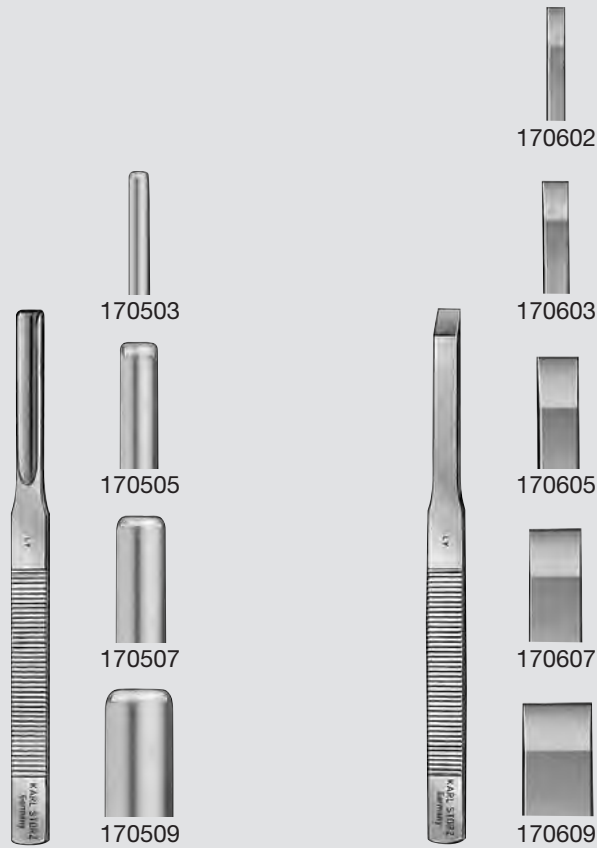
169106

169206

169311

169503
169506

- 168000 MUCK **Periosteal Knife**, length 13 cm
- 169009 JANSEN **Raspatory**, width 9 mm, length 19.5 cm
- 169011 **Same**, width 11 mm
- 169014 **Same**, width 14 mm
- 169016 **Same**, width 16 mm
- 169018 LANGENBECK **Raspatory**, width 18 mm, length 19 cm
- 169027 JANSEN **Raspatory**, width 9 mm, length 17 cm
- 169106 v. EICKEN **Raspatory**, width 6 mm, length 19.5 cm
- 169206 **Raspatory**, ERLANGEN model, slightly curved, width 6 mm, length 17.5 cm
- 169203 **Same**, width 3 mm
- 169204 **Same**, width 4 mm
- 169311 FARABEUF **Raspatory**, width 11 mm, length 18 cm
- 169503 WILLIGER **Elevator**, width 3.5 mm, length 16 cm
- 169506 **Same**, width 5 mm



- 170503 **TRAUTMANN Mastoid Gouge,**
width 3 mm, length 14 cm
- 170505 **Same,** width 5 mm
- 170507 **Same,** width 7 mm
- 170509 **Same,** width 9 mm

- 170602 **TRAUTMANN Mastoid Chisel,**
width 2 mm, length 14 cm
- 170603 **Same,** width 3 mm
- 170605 **Same,** width 5 mm
- 170607 **Same,** width 7 mm
- 170609 **Same,** width 9 mm



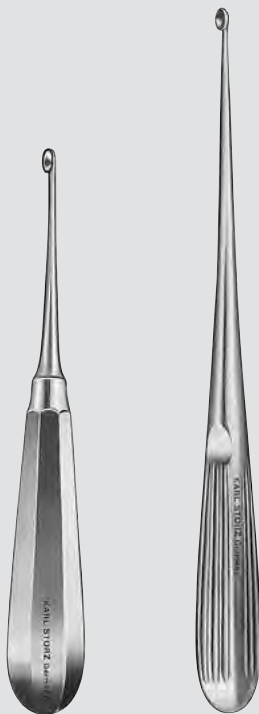
174200

174430

174700

174800

- 174200 **COTTLE Metal Mallet**, length 18 cm
- 174420 **Metal Mallet**, small model, diameter 20 mm, length 19.5 cm
- 174426 **Metal Mallet**, medium model, diameter 26 mm, length 19.5 cm
- 174430 **Metal Mallet**, large model, diameter 30 mm, length 19.5 cm
- 174700 **Metal Mallet**, with plastic replacement head, small, lightweight model, length 18 cm
- 174800 **Metal Mallet**, with plastic replacement head, length 22.5 cm



175840 –
175804

176040 –
176001



- 175840 **SPRATT Mastoid Curette**, size 0000, length 16.5 cm
- 175830 **Same**, size 000
- 175820 **Same**, size 00
- 175810 **Same**, size 0
- 175801 **SPRATT Mastoid Curette**, size 1, length 17 cm
- 175802 **Same**, size 2
- 175803 **Same**, size 3
- 175804 **Same**, size 4
- 176040 **LEMPERT Mastoid Curette**, size 0000, length 21 cm
- 176030 **Same**, size 000
- 176020 **Same**, size 00
- 176010 **Same**, size 0
- 176001 **Same**, size 1

Components/Spare Parts see chapter 16



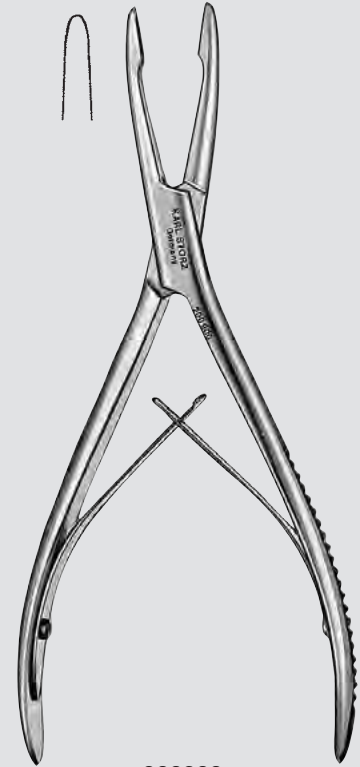
200400



200600
200619



200800



200900



201000

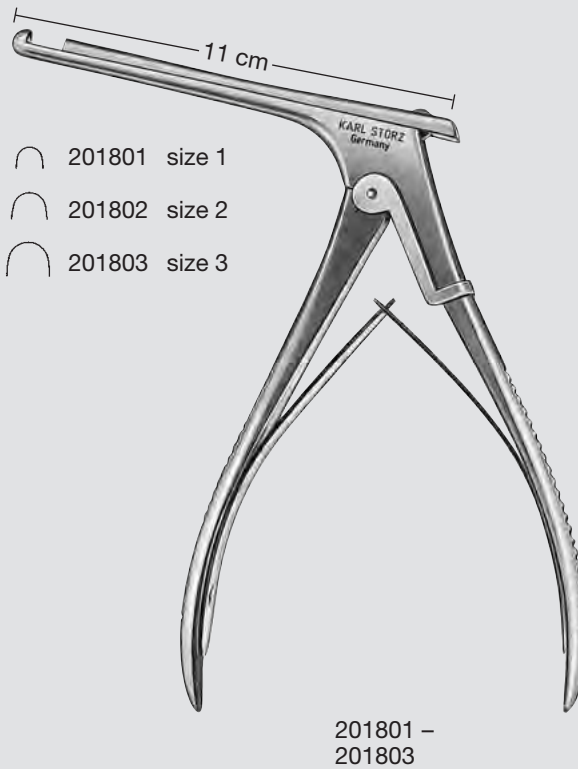


201200

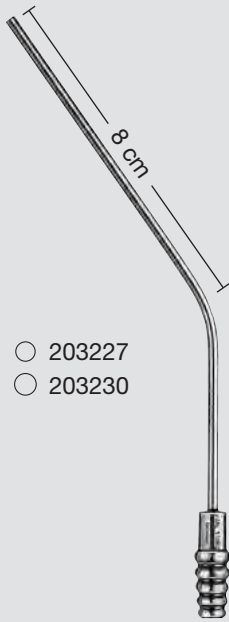


489044

- 200400 BEYER **Rongeur**, slender, curved, length 17 cm
- 200600 LEMPERT **Rongeur**, slender, straight, length 15.5 cm
- 200619 **Same**, length 19 cm
- 200800 LUER-HARTMANN **Rongeur**, curved, length 17.5 cm
- 200900 HEANLEY **Rongeur**, straight, length 19 cm
- 201000 JANSEN **Rongeur**, bayonet-shaped, length 17 cm
- 201200 LUER-RUSKIN **Rongeur**, with double joint, curved, length 18.5 cm
- 489044 LUER-RUSKIN **Rongeur**, with double joint, curved, 2 mm, length 15 cm

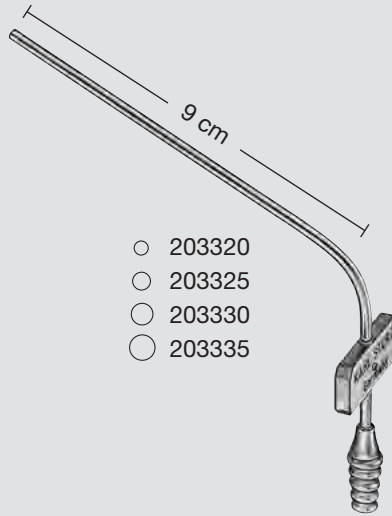


- | | |
|--------|---|
| 201801 | KERRISON Rongeur , size 1, working length 11 cm |
| 201802 | Same , size 2 |
| 201803 | Same , size 3 |



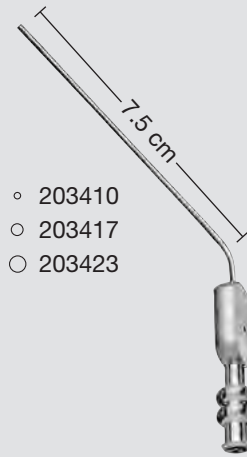
- 203227
- 203230

203227
203230



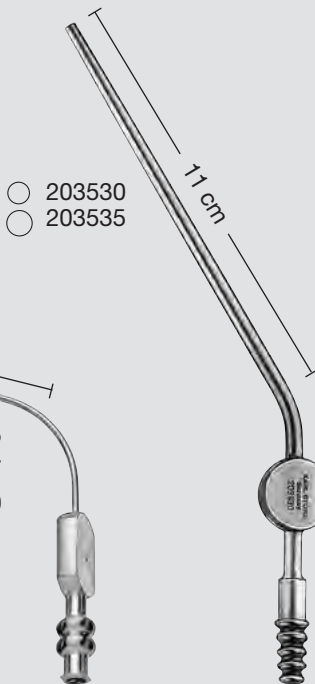
- 203320
- 203325
- 203330
- 203335

203320 –
203335



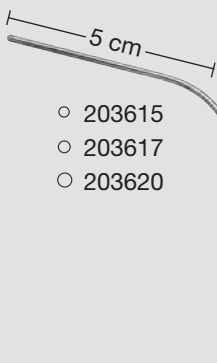
- 203410
- 203417
- 203423

203410 –
203423



- 203530
- 203535

203530
203535



- 203615
- 203617
- 203620

203615 –
203620

203227

Suction Tube, angular, cylindrical, LUER, outer diameter 2.7 mm, working length 8 cm

203230

Same, outer diameter 3 mm

203320

Suction Tube, angular, with grip plate and cut-off hole, LUER, outer diameter 2 mm, working length 9 cm

203325

Same, outer diameter 2.5 mm

203330

Same, outer diameter 3 mm

203335

Same, outer diameter 3.5 mm

203410

BARON Suction Tube, angular, with grip plate, cut-off hole and stylet, LUER-Lock, outer diameter 1 mm, working length 7.5 cm

203417

Same, outer diameter 1.7 mm

203423

Same, outer diameter 2.3 mm

203530

Suction Tube, angular, conical, LUER, with grip plate, outer diameter 3 mm, working length 11 cm

203535

Same, outer diameter 3.5 mm

203615

BARNES Suction Tube, with cut-off hole, LUER-Lock, outer diameter 1.5 mm, working length 5 cm

203617

Same, outer diameter 1.7 mm

203620

Same, outer diameter 2 mm

○ 203930
○ 203940

○ 203845
○ 203830
○ 203835

9 cm
11 cm
13 cm

○ 203705
○ 203707
○ 203710
○ 203715

9 cm
203705 - 203715

○ 203720

7 cm
203720

○ 203725 K

11 cm
203725 K

○ 203725
○ 203730
○ 203740
○ 203750

203830
203835

203845

203930
203940

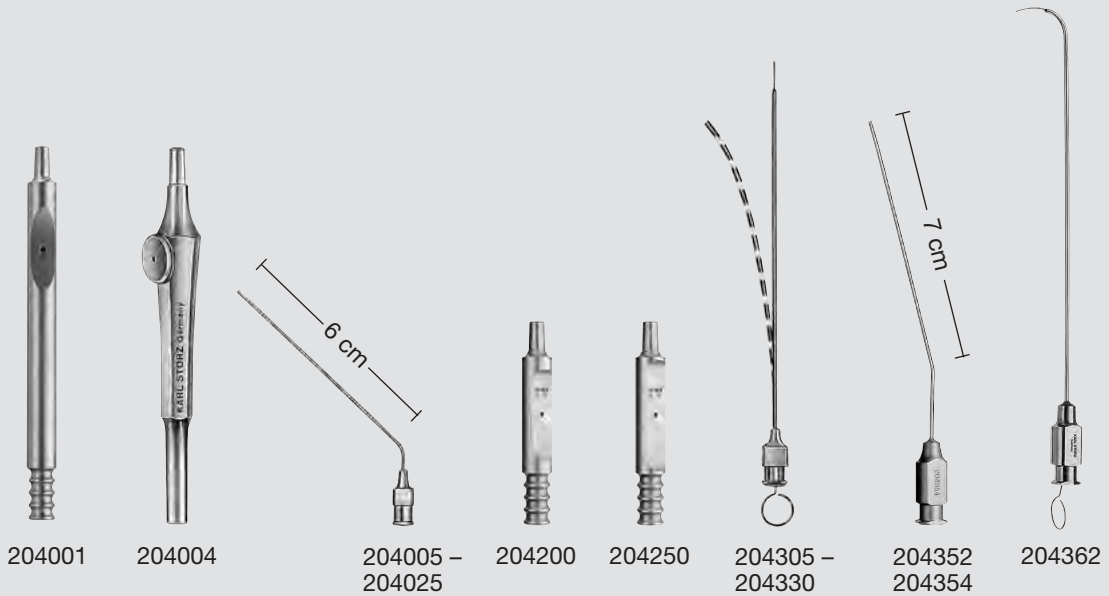
203945

203960

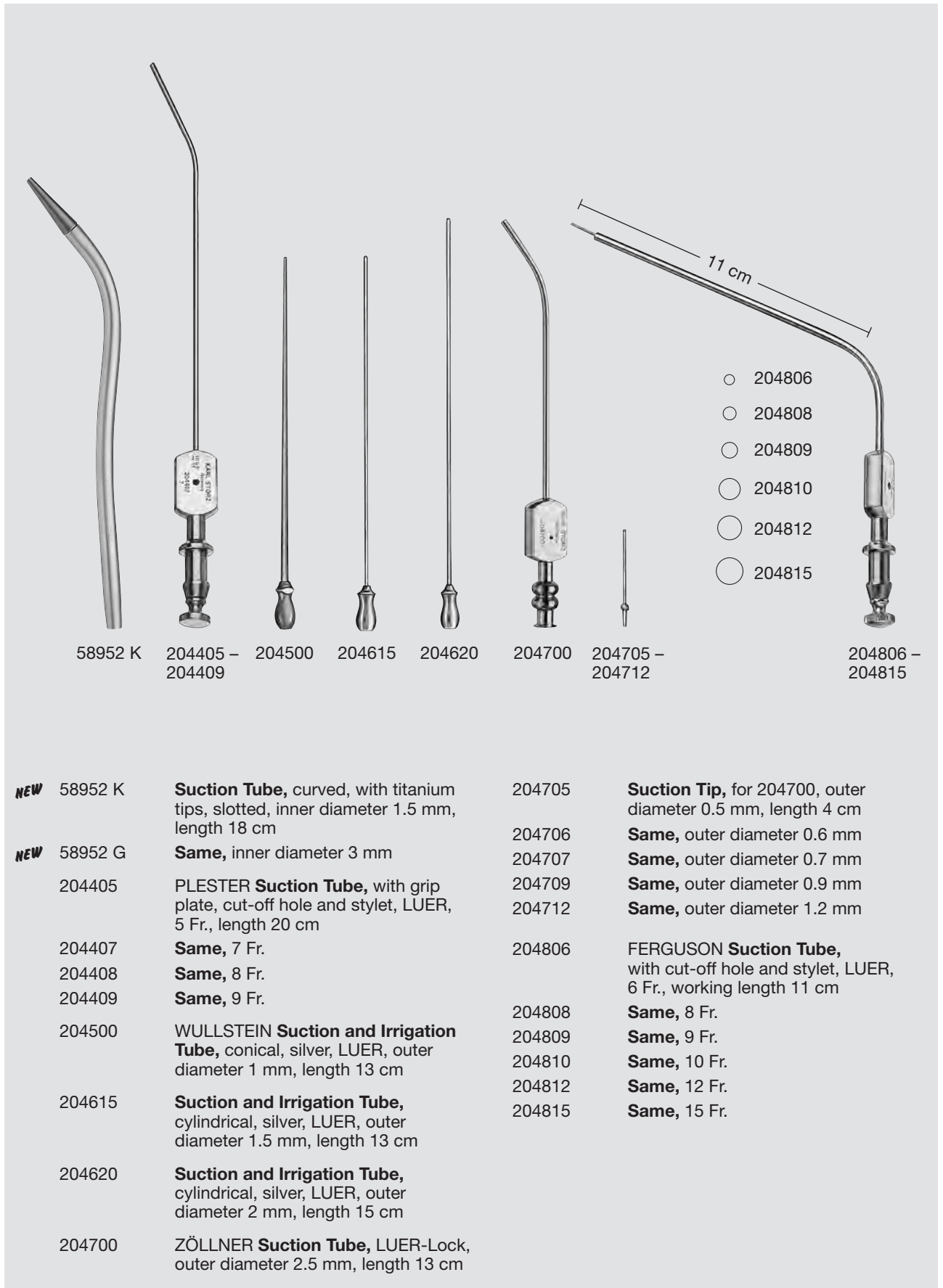
203705
203707
203710
203715
203720
203725 K
203725
203730
203740
203750
203830
203835
203845
203930
203940
203945
203960

Suction Tube, cylindrical, LUER, outer diameter 0.5 mm, working length 9 cm
Same, outer diameter 0.7 mm
Same, outer diameter 1 mm
Same, outer diameter 1.5 mm
Same, outer diameter 2 mm
Suction Tube, cylindrical, LUER, outer diameter 2.5 mm, working length 7 cm
Same, working length 11 cm
Suction Tube, cylindrical, LUER, outer diameter 3 mm, working length 11 cm
Same, outer diameter 4 mm
Same, outer diameter 5 mm
Suction Tube, conical, LUER, outer diameter 3 mm, working length 11 cm
Same, outer diameter 3.5 mm
Suction Tube, conical, LUER, outer diameter 4.5 mm, working length 13 cm
Suction Tube, malleable, LUER, outer diameter 3 mm, length 22.5 cm
Suction Tube, straight, cylindrical, outer diameter 4 mm, length 22.5 cm
Suction Tube, curved, conical, outer diameter 4.5 mm, length 20 cm
Suction Tube, curved, with olive, outer diameter 6 mm, length 19 cm

12-904



| | | | |
|--------|---|-------------------|---|
| 204001 | Suction Handle , with cut-off hole, LUER cone, length 10 cm, for use with Suction Tubes 204005 – 204025, 204305 – 204330 | 204305 | Suction Tube , straight, LUER-Lock, malleable, outer diameter 0.5 mm, length 10 cm |
| 204004 | WULLSTEIN Suction Handle , with cut-off hole, LUER cone, length 10 cm, for use with Suction Tubes 204005 – 204025, 204305 – 204330 | 204307 | Same , outer diameter 0.7 mm |
| 204005 | Suction Tube , angular, LUER-Lock, outer diameter 0.5 mm, working length 6 cm | 204310 | Same , outer diameter 1 mm |
| 204007 | Same , outer diameter 0.7 mm | 204313 | Same , outer diameter 1.3 mm |
| 204008 | Same , outer diameter 0.8 mm | 204315 | Same , outer diameter 1.5 mm |
| 204010 | Same , outer diameter 1 mm | 204320 | Same , outer diameter 2 mm |
| 204013 | Same , outer diameter 1.3 mm | 204325 | Same , outer diameter 2.5 mm |
| 204015 | Same , outer diameter 1.5 mm | 204330 | Same , outer diameter 3 mm |
| 204020 | Same , outer diameter 2 mm | 204352 | Suction Tube , angular, malleable, LUER-Lock, outer diameter 0.7 mm, working length 7 cm, for use with Handle 204250 |
| 204025 | Same , outer diameter 2.5 mm | 204354 | Same , outer diameter 1 mm |
| 204200 | FISCH Suction Handle , with cut-off hole, LUER cone, length 5.5 cm, for use with Suction Tubes 204005 – 204025, 204305 – 204330 | NEW 204360 | Suction Tube , curved 6 mm, LUER-Lock, outer diameter 0.8 mm, length 10 cm |
| 204250 | FISCH Suction Handle , with long thumb grip, cut-off hole diameter 1 mm, inner diameter 1.7 mm, LUER cone, length 5.5 cm, for use with Suction Tubes 204352 – 204354 | NEW 204361 | Irrigation Cannula , curved 6 mm, LUER-Lock, outer diameter 1 mm, length 10 cm |
| | | NEW 204362 | Suction Tube , curved 6 mm, LUER-Lock, outer diameter 1.2 mm, length 10 cm |
| | | NEW 204365 | Same , curved 8 mm |
| | | NEW 204366 | Same , curved 8 mm, outer diameter 1.6 mm |



NEW 58952 K **Suction Tube**, curved, with titanium tips, slotted, inner diameter 1.5 mm, length 18 cm

NEW 58952 G **Same**, inner diameter 3 mm

204405 **PLESTER Suction Tube**, with grip plate, cut-off hole and stylet, LUER, 5 Fr., length 20 cm

204407 **Same**, 7 Fr.

204408 **Same**, 8 Fr.

204409 **Same**, 9 Fr.

204500 **WULLSTEIN Suction and Irrigation Tube**, conical, silver, LUER, outer diameter 1 mm, length 13 cm

204615 **Suction and Irrigation Tube**, cylindrical, silver, LUER, outer diameter 1.5 mm, length 13 cm

204620 **Suction and Irrigation Tube**, cylindrical, silver, LUER, outer diameter 2 mm, length 15 cm

204700 **ZÖLLNER Suction Tube**, LUER-Lock, outer diameter 2.5 mm, length 13 cm

204705 **Suction Tip**, for 204700, outer diameter 0.5 mm, length 4 cm

204706 **Same**, outer diameter 0.6 mm

204707 **Same**, outer diameter 0.7 mm

204709 **Same**, outer diameter 0.9 mm

204712 **Same**, outer diameter 1.2 mm

204806 **FERGUSON Suction Tube**, with cut-off hole and stylet, LUER, 6 Fr., working length 11 cm

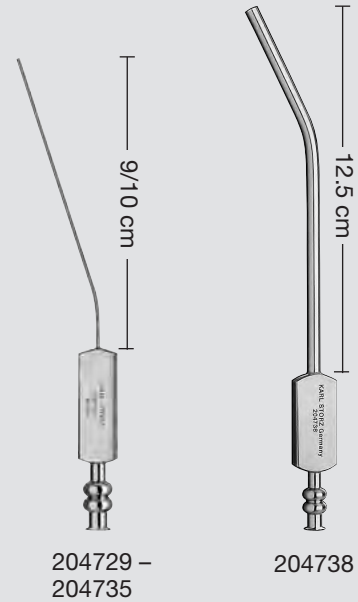
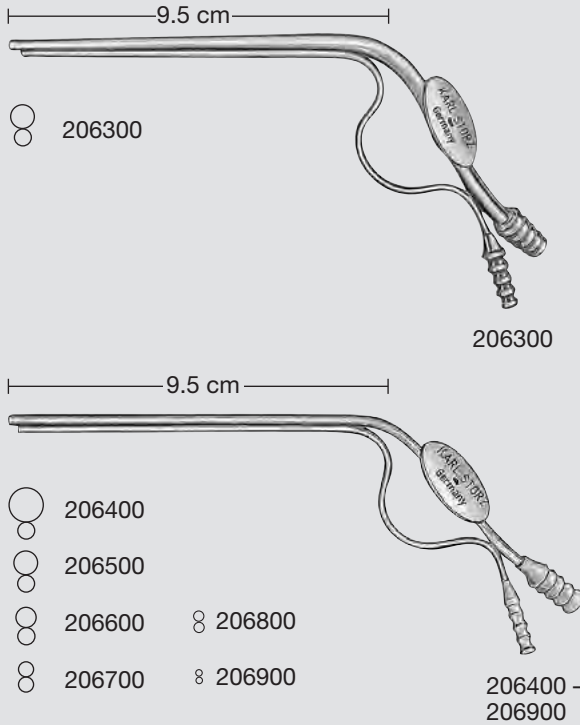
204808 **Same**, 8 Fr.

204809 **Same**, 9 Fr.

204810 **Same**, 10 Fr.

204812 **Same**, 12 Fr.

204815 **Same**, 15 Fr.



| | | | |
|--------|--|--------|--|
| 206300 | FISCH Suction and Irrigation Tube , conical, suction tube outer diameter 3.2 mm, irrigation tube outer diameter 2 mm, working length 9.5 cm | 207000 | Silicone Tubing, autoclavable , coil length 100 cm, outer diameter 8 mm |
| 206400 | FISCH Suction and Irrigation Tube , cylindrical, suction tube outer diameter 4.5 mm, irrigation tube outer diameter 2 mm, working length 9.5 cm | 204729 | FISCH Suction Tube , angular, with grip plate, outer diameter 1.2 mm, working length 9 cm |
| 206500 | Same , suction tube outer diameter 3 mm, irrigation tube outer diameter 2 mm | 204730 | Same , outer diameter 1.5 mm |
| 206600 | Same , suction tube outer diameter 2.5 mm, irrigation tube outer diameter 2 mm | 204732 | Same , outer diameter 2 mm |
| 206700 | Same , suction tube outer diameter 1.9 mm, irrigation tube outer diameter 1.9 mm | 204733 | Same , outer diameter 2.2 mm |
| 206800 | Same , suction tube outer diameter 1.5 mm, irrigation tube outer diameter 1.5 mm | 204735 | Same , outer diameter 3 mm, working length 10 cm |
| 206900 | Same , suction tube outer diameter 1 mm, irrigation tube outer diameter 1 mm | 204738 | Same , outer diameter 5 mm, working length 12.5 cm |

Ear

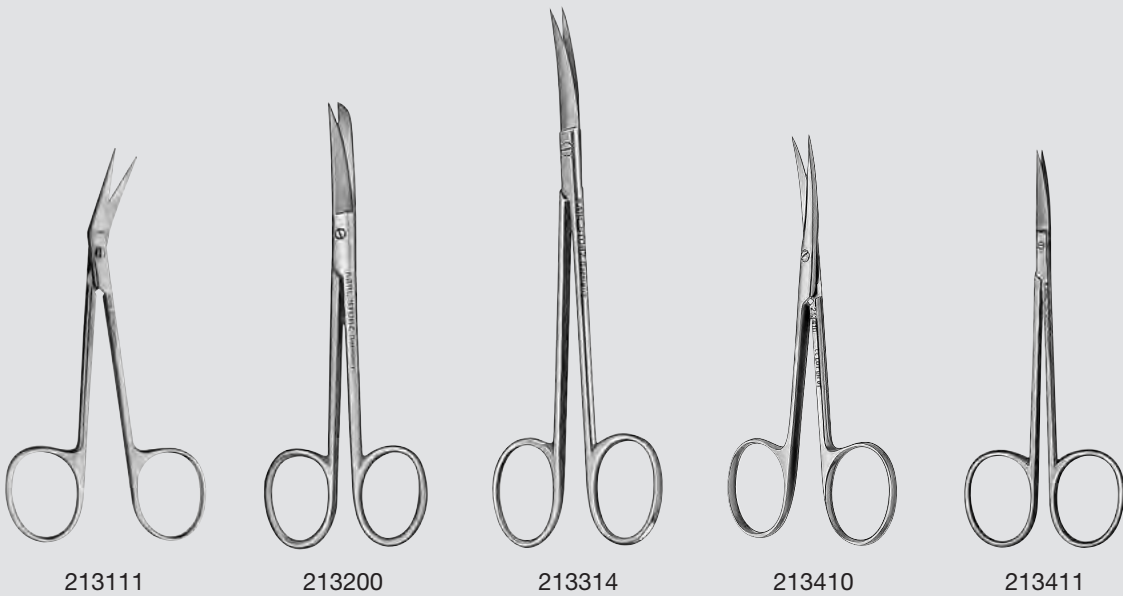


211804 212000 212002 212803
212804 212807 213004 213005 213008

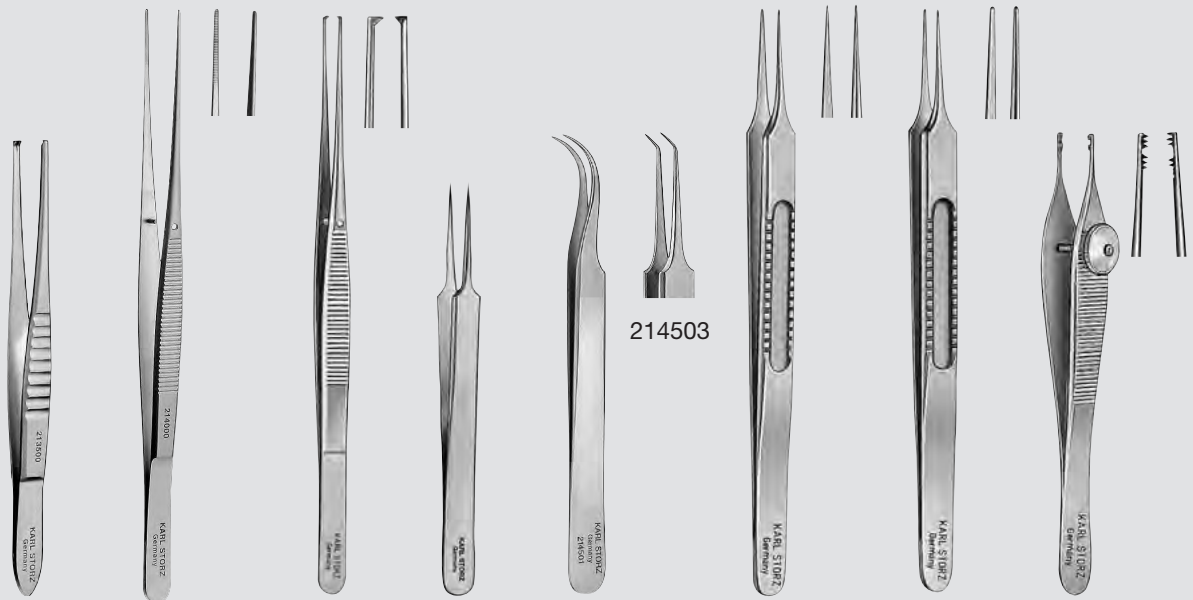


213011 213015

- 211804 FISCH **Dual Purpose Scalpel Handle**,
elevator on one side, scalpel handle no. 7
on the other side, length 16 cm
- 212000 WULLSTEIN **Raspatory**, length 18 cm
- 212002 DIETER **Raspatory**, width 2.2 mm,
length 18 cm
- 212803 LEMPERT **Raspatory**, width 3 mm,
length 19 cm
- 212804 **Same**, width 4 mm
- 212807 LEMPERT **Raspatory**, curved,
width 7 mm, length 18 cm
- 213004 FISCH **Raspatory**, slightly curved,
width 4 mm, length 18 cm
- 213005 FISCH **Dura Elevator**, width 5 mm,
length 16 cm
- 213008 PLESTER **Raspatory**, width 8 mm,
length 18 cm
- 213011 FISCH **Raspatory**, width 10 mm,
length 16 cm
- 213015 FISCH **Periosteal Raspatory**,
angled, width 11 mm, length 21 cm



- 213111 **Scissors**, angled, very delicate, sharp/sharp, length 11 cm
- 213200 **Scissors**, curved, sharp/blunt, length 12 cm
- 213314 **WULLSTEIN Scissors**, curved, sharp/sharp, length 14 cm
- 213410 **FISCH Scissors**, extra delicate, curved, sharp/sharp, length 10.5 cm
- 213411 **FISCH Scissors**, fine, curved, sharp/sharp, length 10.5 cm



213500

214000
214000 F

214200

214500
214500 F

214501

214503

214510

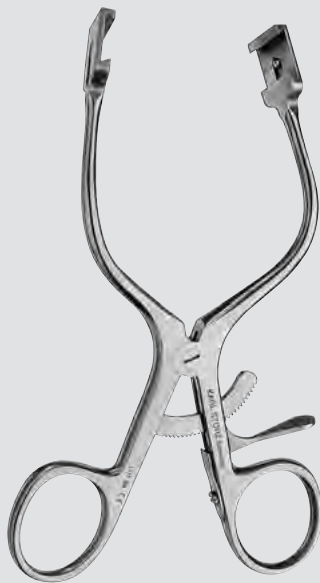
214515

214600

- 213500 **Tissue Forceps**, 1 x 2 teeth, length 11.5 cm
- 214000 **WULLSTEIN Forceps**, serrated, length 15 cm
- 214000 F **Same**, soft spring-action
- 214200 **WULLSTEIN Forceps**, 1 x 2 teeth, length 15 cm
- 214500 **Jeweler Forceps**, fine, pointed, length 11 cm
- 214500 F **Same**, soft spring-action
- 214501 **Suture Forceps**, curved, smooth, length 11.5 cm
- 214503 **Suture Forceps**, angled, length 11 cm
- 214510 **Suture Forceps**, smooth, width of jaws 0.5 mm, length 16 cm
- 214515 **Same**, width of jaws 0.8 mm
- 214600 **DERLACKI Clamp, Ossicle Holding**, length 12 cm

Special Features:

- Movable blades provide optimal retraction of the operative field, even under difficult anatomical conditions
- Exchangeable blades (2-prong/3-prong/full blade) enable individual adjustment of the retractor in all OP setups
- 5 different blades available
- One retractor replaces many different models
- Low blade replacement costs



219550



219552



219553



219555



219562



219563

219550 OTT **Retractor**, length 13 cm, for use with adjustable, detachable valves 219552 – 219563

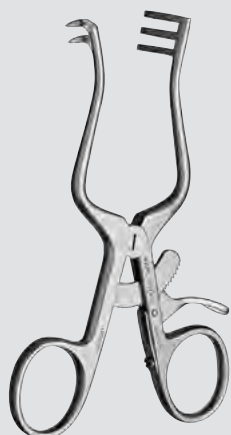
219552 **Valve**, 2 prongs, 45°, blunt, for use with Retractor 219550

219553 **Same**, 3 prongs

219555 **Valve**, full blade, for use with Retractor 219550

219562 **Valve**, 2 prongs, 90°, blunt, for use with Retractor 219550

219563 **Same**, 3 prongs



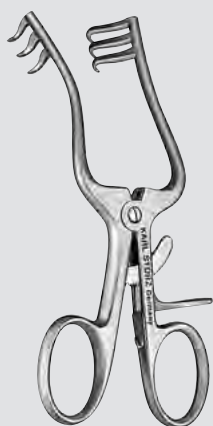
214811



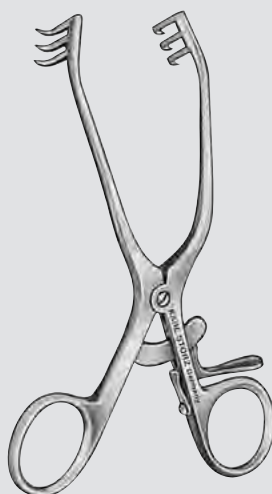
214813 –
214820



215001



219511
219513



219613



219714 K

214811 WEITLANER **Retractor**, 2 x 3 prongs, blunt, length 11 cm

214813 WEITLANER **Retractor**, 3 x 4 prongs, sharp, length 13 cm

214816 **Same**, length 16 cm

214820 **Same**, length 20 cm

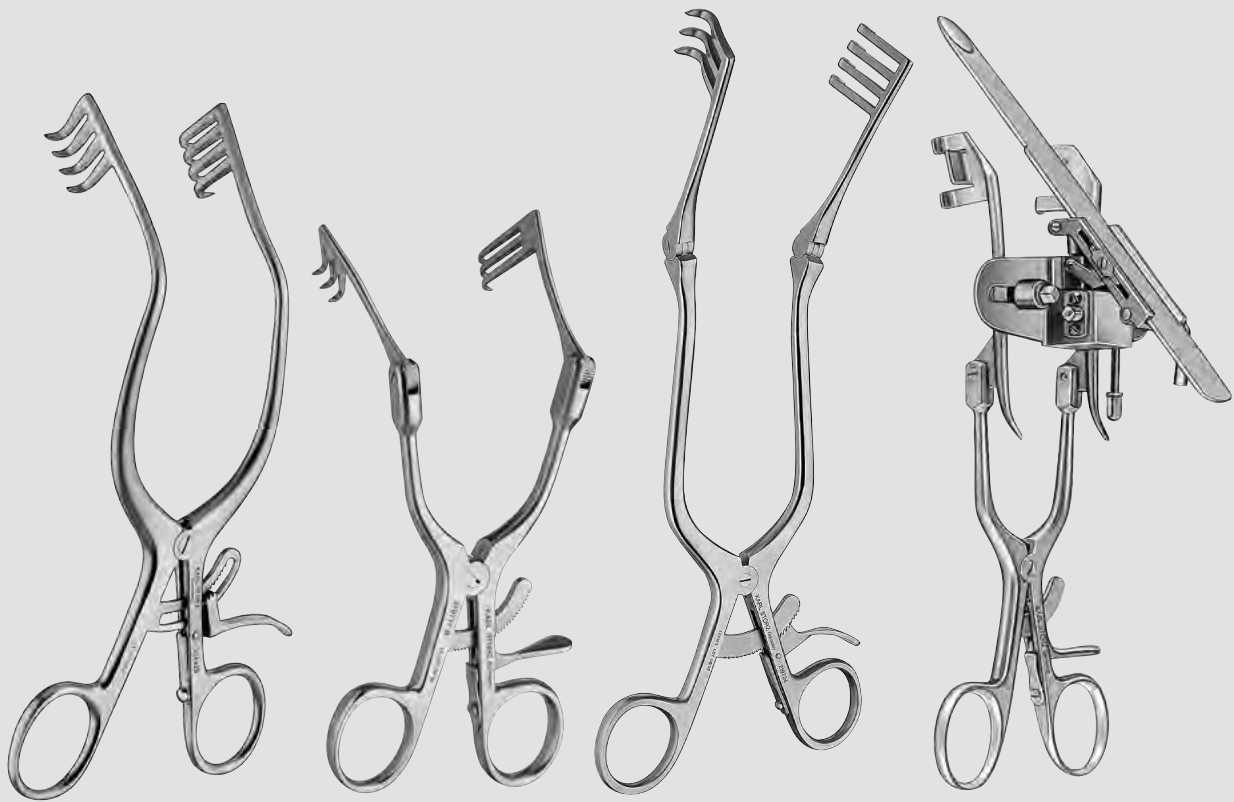
215001 JANSEN **Retractor**, 3 x 3 prongs, blunt, length 10 cm

219511 WULLSTEIN **Retractor**, 3 x 3 prongs, length 11 cm

219513 **Same**, length 13 cm

219613 BELLUCCI **Retractor**, 3 x 3 prongs, length 13 cm

219714 K DALCHOW **Retractor**, small model for children, 3 x 3 prongs, sharp, with adjustable swivel arms, length 14 cm



214920

219717
219717 B

219724

219800

214920

ANDERSON-ADSON Retractor,
4 x 4 prongs, sharp, curved,
length 20 cm

219717

FISCH Retractor, articulated,
3 x 3 prongs, semisharp, length 17 cm

219717 B

Same, sharp

219724

Retractor, articulated, 3 x 4 prongs,
sharp, length 24 cm

219800

FISCH Dura Retractor, length 18 cm
including:

Spatula, straight, length 12 cm

Spatula, straight, length 15 cm

Spatula, curved, length 15 cm

Spatula Attachment, for adjustment
of spatulas

Wrench, for spatula attachment

219900

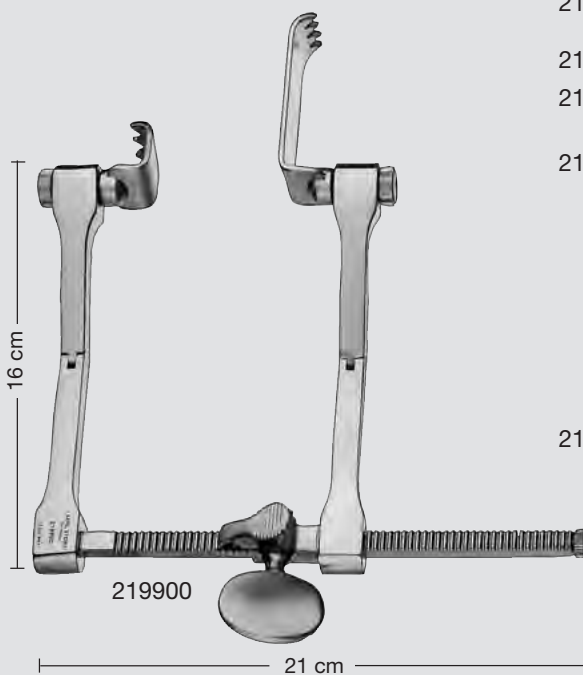
FISCH Glomus Retractor (infratemporal
fossa retractor), size 21 x 16 cm
including:

Retractor Blade, short

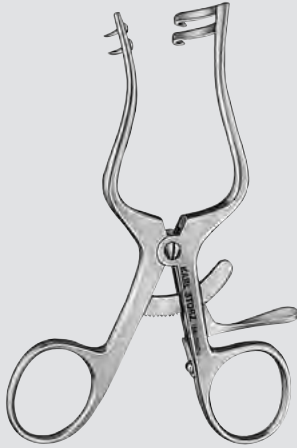
Retractor Blade, long

Retractor Blade, long and slim, with drill hole

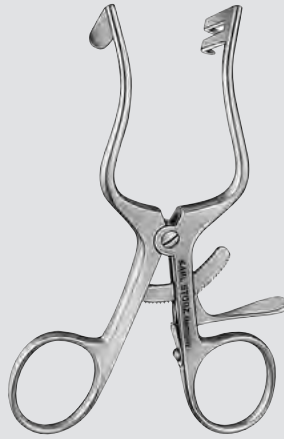
Retractor Frame, without blades



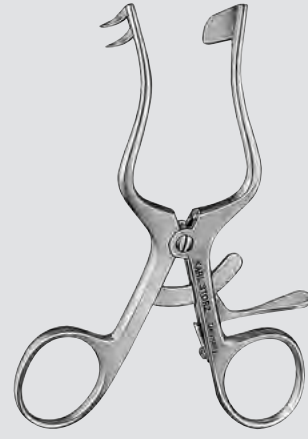
Components/Spare Parts see chapter 16



220211 - 220213 N



220411



220511



220421
220421 K



220521
220521 K

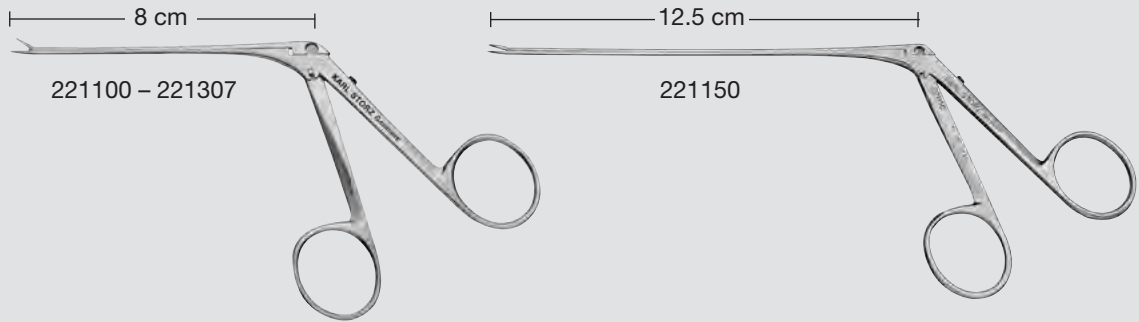


220700



220703

- 220211 PLESTER **Retractor**, 2 x 2 prongs, length 11 cm
- NEW** 220211 K DALCHOW **Retractor**, small model for children, 2 x 2 prongs, length 11 cm
- 220213 FISCH **Retractor**, 2 x 2 prongs, length 13 cm
- NEW** 220213 N **Same**, with antireflexion coating
- 220411 PLESTER **Retractor**, 2 prongs on right, left full blade, length 11 cm
- 220421 PLESTER-HELMS **Retractor**, 2 prongs on right, full blade on left, with atraumatic teeth, length 11 cm
- NEW** 220421 K DALCHOW **Retractor**, small model for children, 2 prongs on right, left full blade with atraumatic teeth, length 11 cm
- 220511 PLESTER **Retractor**, 2 prongs on left, full blade on right, length 11 cm
- 220521 PLESTER-HELMS **Retractor**, 2 prongs on left, full blade on right, with atraumatic teeth, length 11 cm
- NEW** 220521 K DALCHOW **Retractor**, small model for children, 2 prongs on left, right full blade with atraumatic teeth, length 11 cm
- 220700 WILLIGER **Retractor**, 4 prongs, sharp, length 13 cm
- 220703 WILLIGER **Retractor**, 3 prongs, sharp, length 13 cm



221100 HARTMANN **Ear Forceps**, extra delicate, serrated, 1 x 4.5 mm, working length 8 cm



221150 **Same**, working length 12.5 cm



221105 FISCH-HARTMANN **Ear Forceps**, delicate, serrated, 1.2 x 8 mm, working length 8 cm

221107 **Same**, 1.2 x 12 mm



221110 FISCH-HARTMANN **Ear Forceps**, extra delicate, smooth, 1 x 4.5 mm, working length 8 cm



221111 FISCH **Ear Forceps**, extra delicate, smooth, 0.4 x 3.5 mm, working length 8 cm



221111 FN FISCH **Ear Forceps**, very fine, smooth, with antireflection coating, 0.4 x 3.5 mm, working length 8 cm



221112 **Ear Forceps**, straight, with spring, smooth, 4 mm, working length 8 cm



221200 FISCH **Ear Forceps**, extra delicate, pointed, serrated, 1 x 4.5 mm, working length 8 cm




221201 FISCH **Ear Forceps**, extra delicate, serrated, 0.4 x 3.5 mm, working length 8 cm




221304 **Ear Forceps**, extra delicate, serrated, curved to right, working length 8 cm



221305 **Same**, curved to left



221307 **Same**, curved upwards

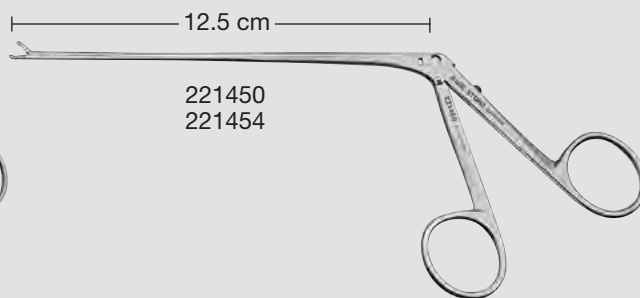
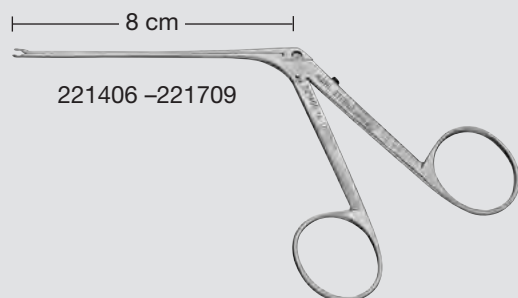











221800 HEERMANN **Ear Forceps**, straight, with cleaning connector, working length 10 cm

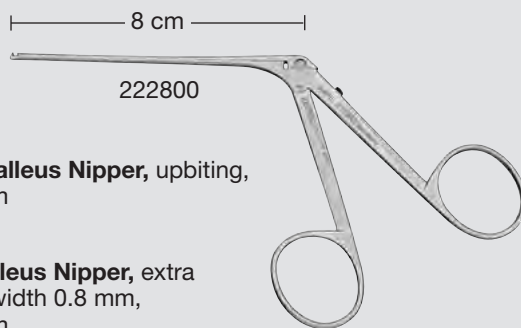





222000 **Same**, extra delicate, working length 8 cm

Ear



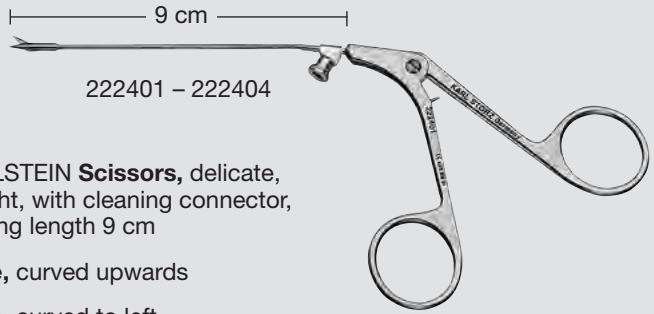
- | | | |
|---|-----------|---|
|  | 221406 | WULLSTEIN Ear Forceps , extra delicate, oval cupped jaws, 0.6 mm, working length 8 cm |
|  | 221406 F | FISCH Ear Forceps , extra delicate, oval cupped jaws, 0.6 mm, with thin sheath, working length 8 cm |
|  | 221406 FN | Same , with antireflection coating |
|  | 221409 | WULLSTEIN Ear Forceps , extra delicate, oval cupped jaws, 0.9 mm, working length 8 cm |
|  | 221450 | WULLSTEIN Ear Forceps , very fine, round cupped jaws, diameter 1 mm, working length 12.5 cm |
|  | 221454 | FISCH Ear Forceps , round cupped jaws, diameter 3 mm, working length 12.5 cm |
|  | 221509 | WULLSTEIN Ear Forceps , extra delicate, oval cupped jaws, curved to right, oval, 0.9 mm, working length 8 cm |
|  | 221609 | Same , curved to left |
|  | 221709 | Same , curved upwards |



- | | | |
|---|--------|--|
|  | 222800 | HOUSE-DIETER Malleus Nipper , upbiting, working length 8 cm |
|  | 222900 | Same , downbiting |
|  | 222801 | FISCH-DIETER Malleus Nipper , extra delicate, upbiting, width 0.8 mm, working length 8 cm |



- | | | |
|--|--------|---|
| | 223000 | Instrument Guard , teflon, autoclavable, for micro forceps and micro scissors with working length 8 cm, length 11.5 cm |
|--|--------|---|



222401 – 222404



222401

WULLSTEIN Scissors, delicate, straight, with cleaning connector, working length 9 cm



222402

Same, curved upwards



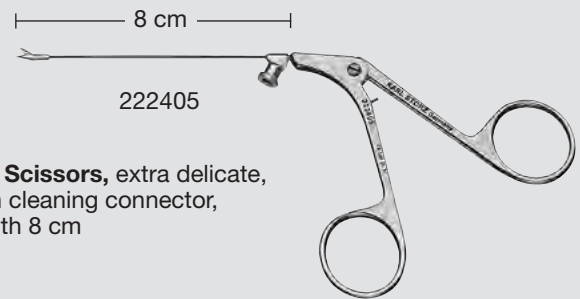
222403

Same, curved to left



222404

Same, curved to right

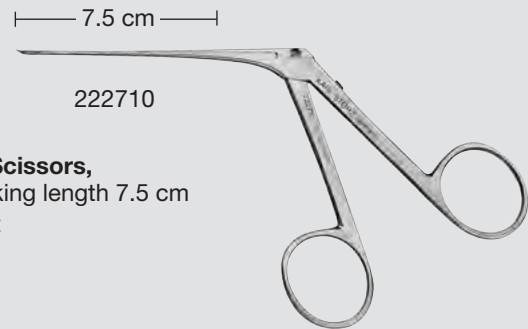


222405



222405

WULLSTEIN Scissors, extra delicate, straight, with cleaning connector, working length 8 cm




222710



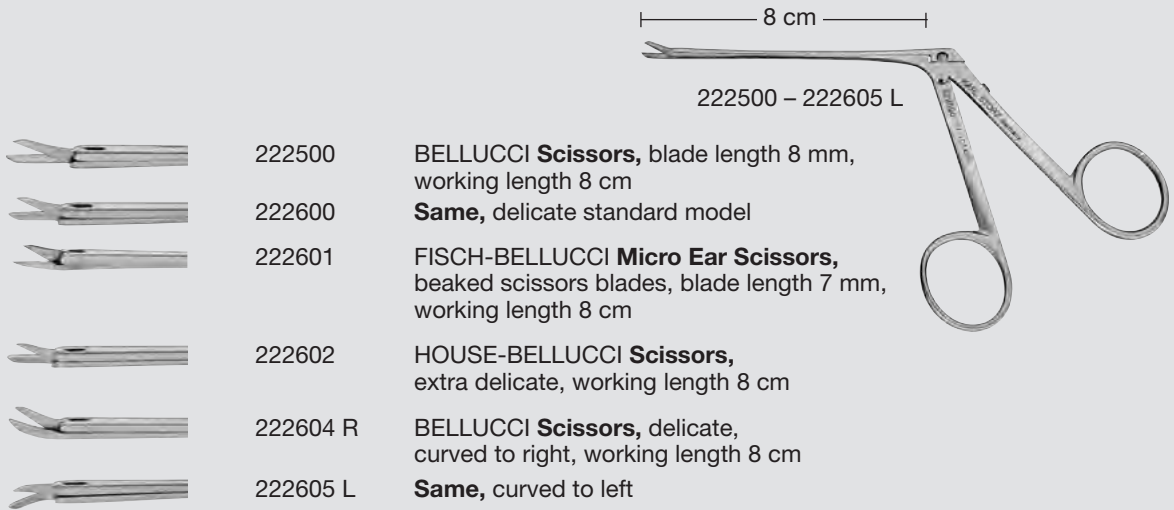
222710

FISCH Crurotomy Scissors, curved to right, working length 7.5 cm



222720

Same, curved to left



8 cm

222500 – 222605 L

222500

BELLUCCI Scissors, blade length 8 mm, working length 8 cm

222600

Same, delicate standard model

222601

FISCH-BELLUCCI Micro Ear Scissors, beaked scissors blades, blade length 7 mm, working length 8 cm

222602

HOUSE-BELLUCCI Scissors, extra delicate, working length 8 cm

222604 R

BELLUCCI Scissors, delicate, curved to right, working length 8 cm

222605 L

Same, curved to left



222501

FISCH-BELLUCCI Scissors, extra fine blade, blade length 7 mm, working length 8 cm

8 cm

222501



222603

FISCH-BELLUCCI Micro Scissors, extra delicate scissor blades, blade length 3 mm, working length 8 cm



222606

Same, with thin shaft



222606 N

FISCH-BELLUCCI Micro Ear Scissors, extra delicate scissor blades, blade length 2 mm, with antireflection coating, with thin shaft, working length 8 cm

8 cm

222603

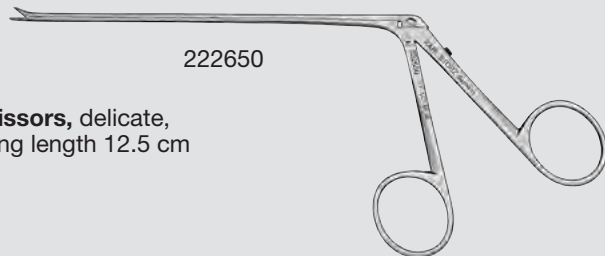


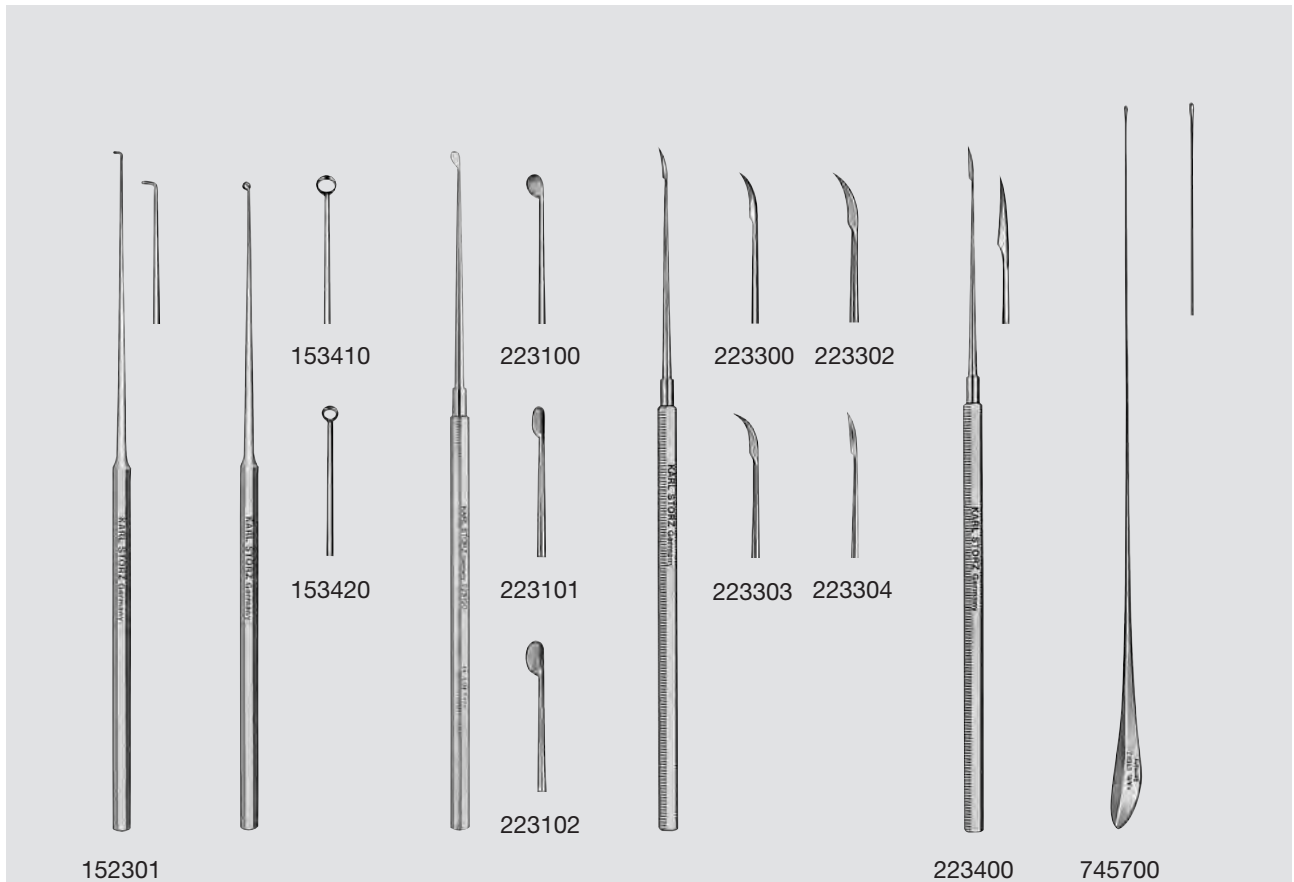
222650

BELLUCCI Scissors, delicate, straight, working length 12.5 cm

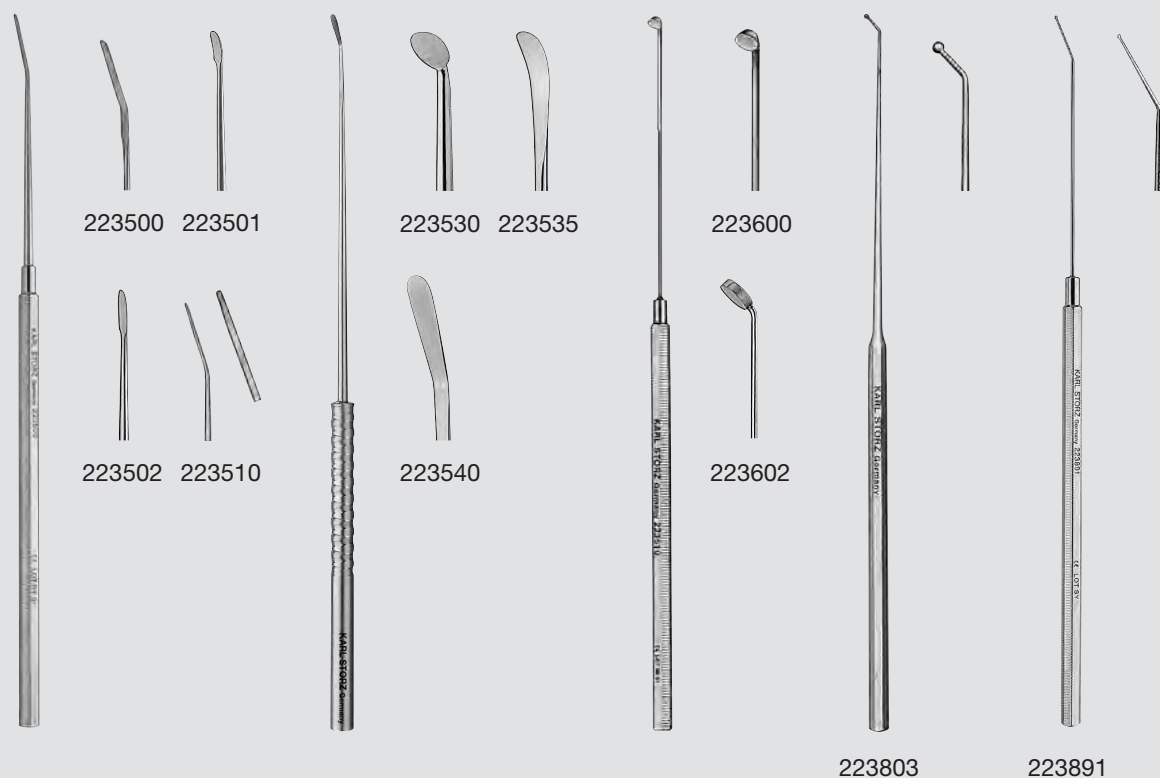
12.5 cm

222650

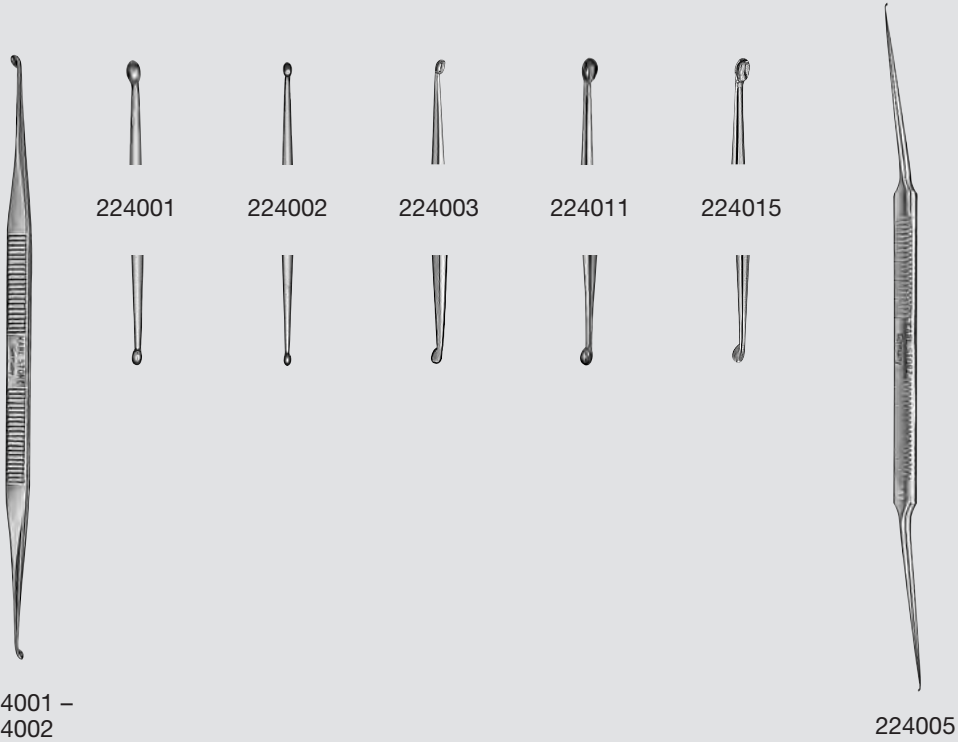




- 152301 **Ear Hook**, without ball end, size 1, length 15.5 cm
- 153410 **BUCK Ear Curette**, sharp, size 0, length 14.5 cm
- 153420 **Same**, size 00
- 223100 **PLESTER Knife**, round, vertical, standard size 3.5 x 2.5 mm, length 16 cm
- 223101 **Same**, medium 4 x 2 mm
- 223102 **Same**, large 4.5 x 2.5 mm
- 223300 **PLESTER Sickle Knife**, double-edged, standard model, slightly curved, length 16 cm
- 223302 **Same**, medium curved
- 223303 **Same**, strongly curved
- 223304 **Same**, extra delicate, slightly curved
- 223400 **KLEY Knife**, footplate, length 16 cm
- 745700 **SEIFFERT Probe**, for **salivary duct**, silver, extra delicate, diameter 0.5 mm, length 18 cm




- 223500 ROSEN **Elevator**, tip angled 15°, 12 mm long, width 1.5 mm, length 16 cm
- 223501 BEALES **Elevator**, curved, width 1.5 mm, length 16 cm
- 223502 HUGHES **Elevator**, curved, width 1.1 mm, length 16 cm
- 223510 HOUSE **Elevator**, tip angled 15°, 12 mm long, width 1 mm, length 16 cm
- 223530 BEHRBOHM **Dissector**, for dissection in the region of the paranasal sinuses, skull base and petrous bone, sharp, long flat spatula, tip angled 15°, with round handle, size 2 mm, length 17 cm
- 223535 BEHRBOHM **Dissector**, for dissection in the region of the paranasal sinuses, skull base and petrous bone, sharp, slightly curved spatula, straight, with round handle, size 3 mm, length 17 cm
- 223540 BEHRBOHM **Dissector**, for dissection in the region of the paranasal sinuses, skull base and petrous bone, sharp, round spatula, tip angled 45°, with round handle, size 3 mm, length 17 cm
- 223600 **Tympanic Mirror**, REGENSBURG model, stainless steel, diameter 3 mm, length 16 cm
- 223602 **Micro Mirror**, metal, stainless steel, diameter 5 mm, length 16 cm
- 223803 **Seeker**, with ball end, angled 45°, size 3, length 15.5 cm
- 223891 **Seeker**, extra delicate, angled 25°, with ball end diameter 1 mm, length 16 cm



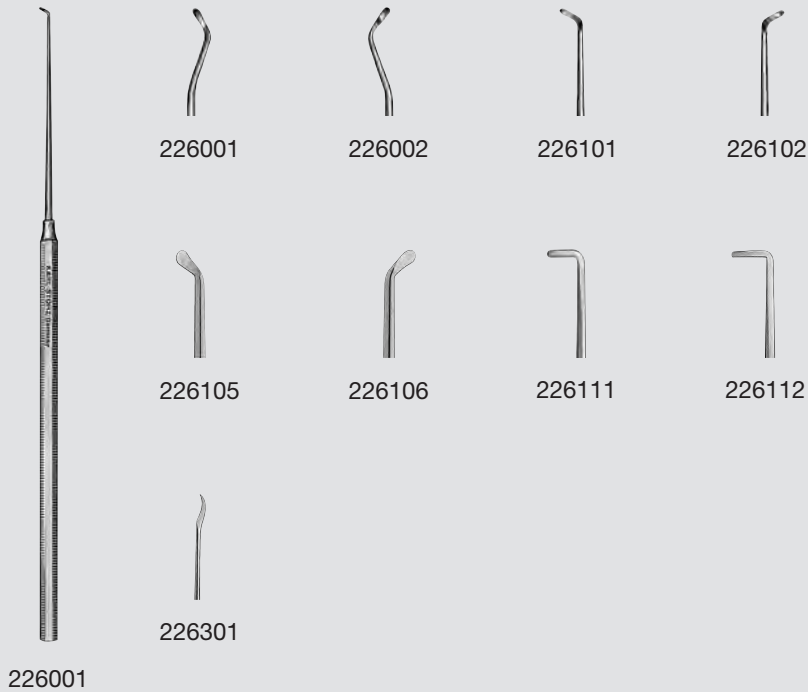
- 224001 HOUSE **Curette**, large, spoon sizes 2 x 3.2 mm and 1.6 x 2.6 mm, length 15 cm
- 224002 **Same**, small, spoon sizes 1 x 1.6 mm and 1.3 x 2 mm
- 224003 HOUSE **Curette**, medium, spoon sizes 1 x 1.8 mm and 2 x 2.8 mm, length 15 cm
- 224005 HOUSE **Curette**, angular, extra small, spoon sizes 0.6 x 0.8 mm and 0.8 x 1 mm, length 17 cm
- 224011 HOUSE **Curette**, straight, extra large, spoon sizes 2.3 x 3.5 mm and 2.7 x 4.3 mm, length 15 cm
- 224015 HOUSE-BABIGHIAN **Curette**, toothed, extra large, spoon sizes 2.4 x 3.4 mm and 2.6 x 4 mm, length 16 cm



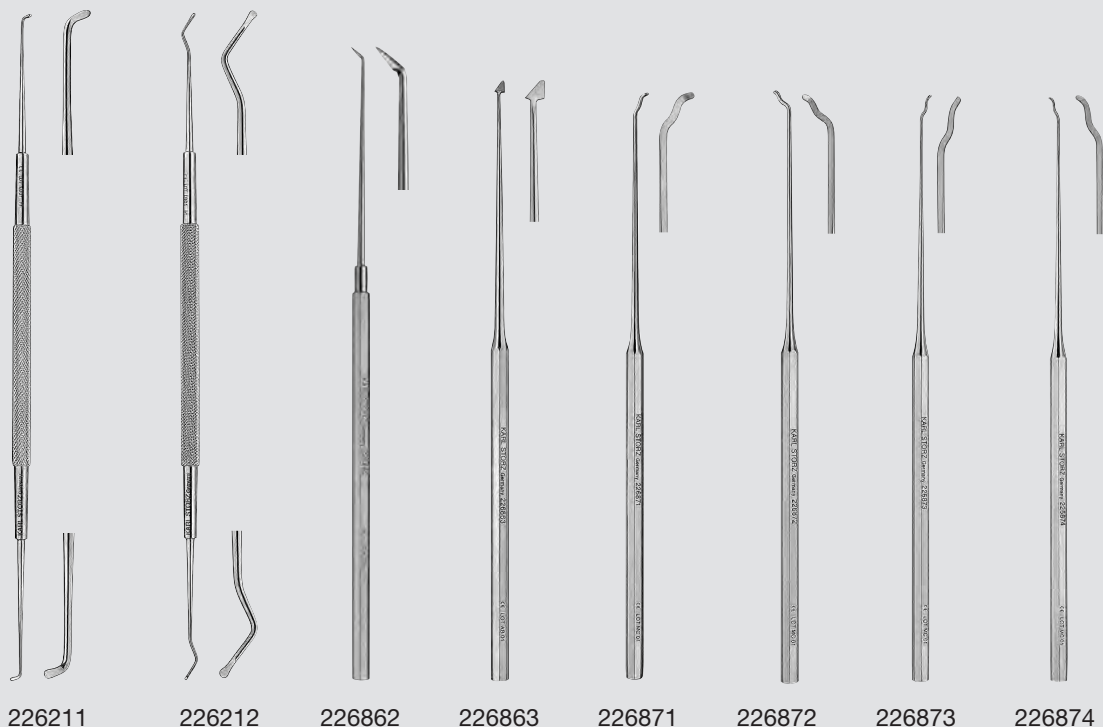
- 224301 **WULLSTEIN Needle**, strong long curve, length 16.5 cm
- 224302 **Same**, medium curve
- 224303 **Same**, slight curve
- 224304 **Same**, straight
- 224400 **PLESTER Guiding Fork**, length 15.5 cm
- 224600 **PLESTER Hook**, retrospective, 2 mm, length 15.5 cm, to abrade the underside of the tympanic membrane
- 224802 **Footplate Hook**, 0.2 mm, length 16 cm
- 224806 **PLESTER Footplate Hook**, 0.6 mm, length 16 cm
- 224812 **FISCH Footplate Hook**, tip angled upwards 90°, 0.2 mm, length 16 cm
- 224813 **Same**, tip angled downwards
- 225008 **HEERMANN Hook**, reinforced, retrospective, 0.8 mm, length 16 cm



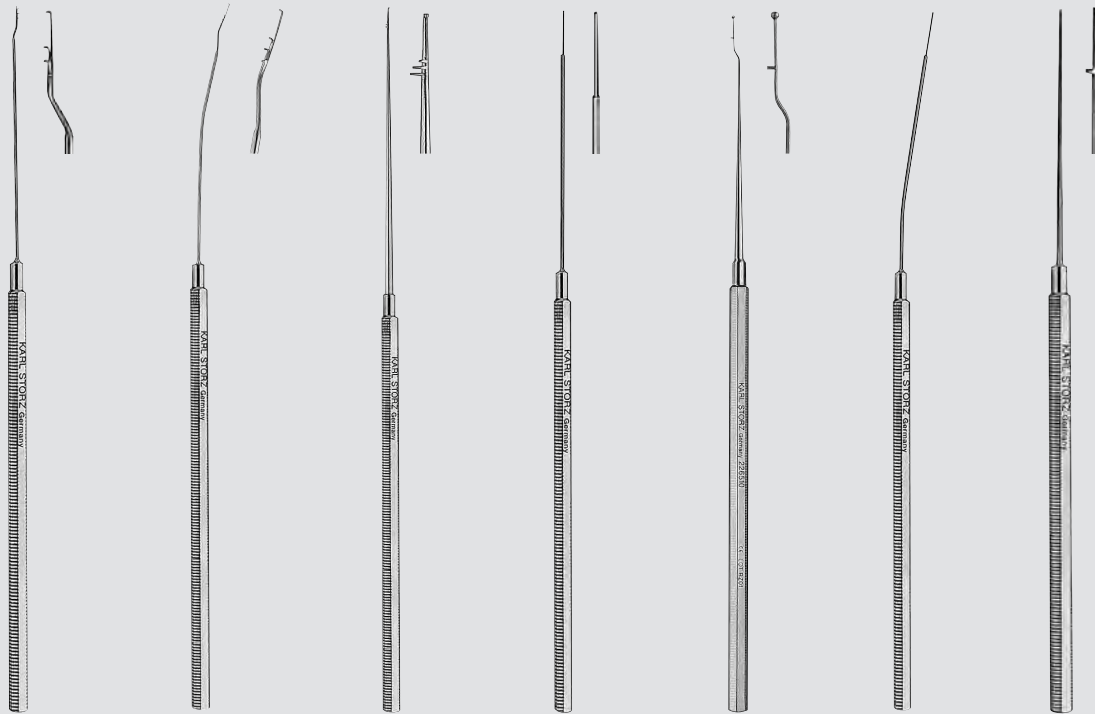
- | | |
|--|---|
| <p>Pick, 90°, length 16 cm</p> <ul style="list-style-type: none"> 225204 0.4 mm 225205 0.5 mm 225206 0.6 mm 225208 0.8 mm 225210 1.0 mm 225212 1.2 mm 225215 1.5 mm 225220 2.0 mm 225225 2.5 mm 225230 3.0 mm 225240 4.0 mm 225250 5.0 mm | <p>Pick, 45°, length 16 cm</p> <ul style="list-style-type: none"> 225405 0.5 mm 225406 0.6 mm 225408 0.8 mm 225410 1.0 mm 225415 1.5 mm 225420 2.0 mm 225425 2.5 mm |
|--|---|



- 226001 FISCH **Micro Raspatory**, double curved to right, length 16 cm
- 226002 **Same**, left
- 226101 FISCH **Micro Raspatory**, single curved to right, length 16 cm
- 226102 **Same**, left
- 226105 DALCHOW **Micro Raspatory**, single curved to right, width 1.5 mm, length 16 cm
- 226106 **Same**, left
- 226111 CRABTREE **Dissector Pick**, length 16 cm, 90°, flat, width 0.5 mm, length 1.5 mm
- 226112 **Same**, length 2.5 mm
- 226301 FISCH **Tenotome**, sickle-shaped, extra delicate, length 16 cm



- 226211 THOMASSIN **Dissector**, double-ended, distal tips with single curve to right or to left, length 18 cm
- 226212 THOMASSIN **Dissector**, double-ended, distal tips with double curve to right or to left, length 18 cm
- 226862 HOUSE **Lancet Knife**, triangular, rounded tip angled upwards 45°, size 2 x 3 mm, length 16 cm
- NEW** 226863 ROSEN **Lancet Knife**, triangular, rounded tip angled upwards 45°, size 3 x 3 mm, length 15.5 cm
- NEW** 226871 WHIRLY-BIRD **Knife**, sharp, strong right curved, size 1 x 5 mm, length 15 cm
- NEW** 226872 **Same**, strong left curved
- NEW** 226873 WHIRLY-BIRD **Knife**, sharp, slight right curved, size 0.75 x 5 mm, length 15 cm
- NEW** 226874 **Same**, slight left curved

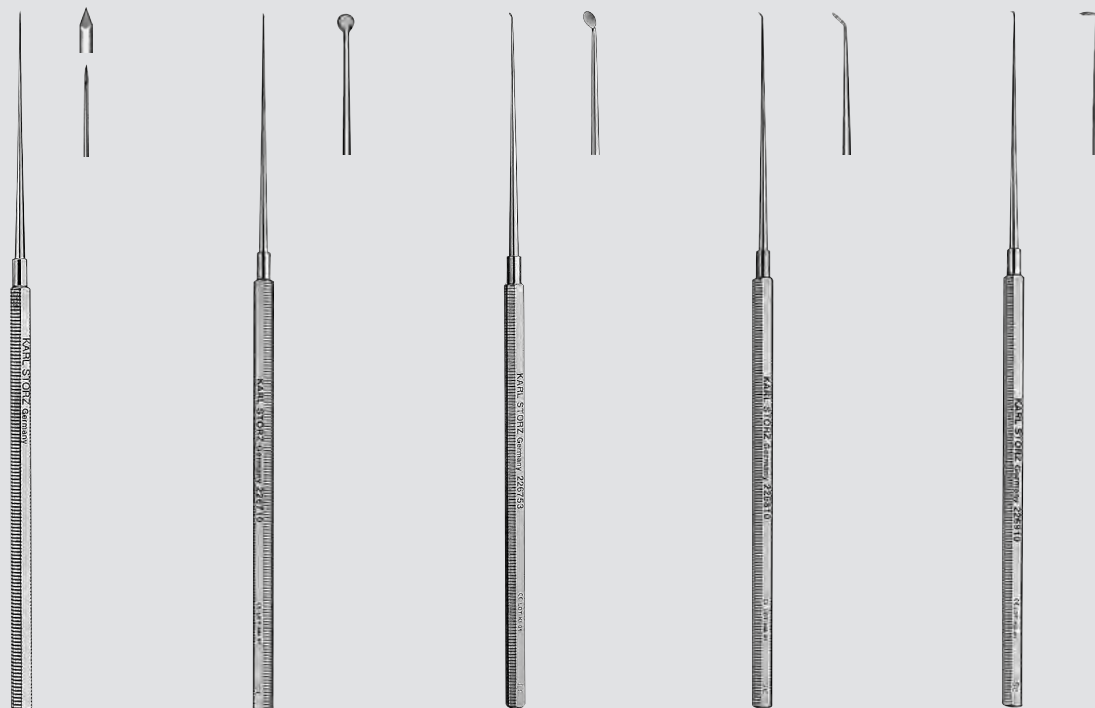


226500 226501 226502 226504 – 226506 226510 226514 226516 226540 – 226550

- 226500 **FISCH Measuring Rod**, marker pins at 3, 4 and 5 mm, length 16 cm
- 226501 **FISCH Measuring Rod**, curved, marker pins at 3, 4 and 5 mm, length 16 cm
- 226502 **Measuring Rod**, for stapes prosthesis, straight, marker pins at 3.5, 4 and 4.5 mm, length 17 cm
- 226504 **FISCH Caliper**, diameter 0.4 mm, marker pin at 10 mm, length 16 cm
- 226506 **Same**, diameter 0.6 mm
- 226510 **PLESTER Depth Gauge**, with ball tip, marker pin at 5 mm, length 16 cm
- 226514 **FISCH Caliper**, angled shaft, diameter 0.4 mm, marker pin at 10 mm, length 16 cm
- 226516 **Same**, diameter 0.6 mm
- 226540 **HOUSE Caliper Strut**, for 4 mm distance, marker pin at 4 mm, length 16 cm
- 226545 **Same**, for 4.5 mm distance, marker pin at 4.5 mm
- 226550 **Same**, for 5 mm distance, marker pin at 5 mm



225150 **Protection Tube**, metal, for straight ear micro instruments with octagonal handle, length 6 cm



226600 –
226608

226710 –
226730

226753 –
226761

226810 –
226835

226910 –
226925

226600 **FISCH Manual Perforator**,
diameter 0.3 mm, length 16 cm

226604 **Same**, diameter 0.4 mm

226605 **Same**, diameter 0.5 mm

226606 **Same**, diameter 0.6 mm

226607 **Perforator**, diameter 0.7 mm,
length 16 cm

226608 **Same**, diameter 0.8 mm

226710 **Round Knife 0°**, straight,
diameter 1 mm, length 16 cm

226715 **Same**, diameter 1.5 mm

226720 **Same**, diameter 2 mm

226723 **Same**, diameter 2.3 mm

226725 **Same**, diameter 2.5 mm

226730 **Same**, diameter 3 mm

226753 **Round Knife 25°**,
diameter 1 mm, length 16 cm

226755 **Same**, diameter 1.5 mm

226757 **Same**, diameter 2 mm

226759 **Same**, diameter 2.5 mm

226761 **Same**, diameter 3 mm

226810 **Round Knife 45°**,
diameter 1 mm, length 16 cm

226815 **Same**, diameter 1.5 mm

226820 **Same**, diameter 2 mm

226823 **Same**, diameter 2.3 mm

226825 **Same**, diameter 2.5 mm

226830 **Same**, diameter 3 mm

226835 **Same**, diameter 3.5 mm

226910 **Round Knife 90°**,
diameter 1 mm, length 16 cm

226915 **Same**, diameter 1.5 mm

226920 **Same**, diameter 2 mm

226923 **Same**, diameter 2.3 mm

226925 **Same**, diameter 2.5 mm



227100



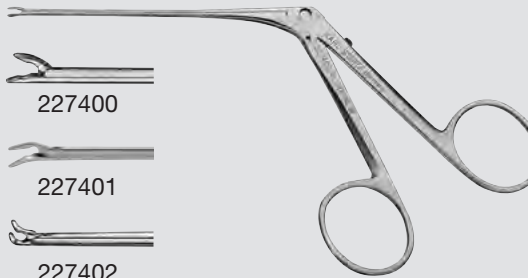
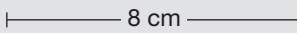
227011 – 227014



227111 – 227113



227015



227400



227401



227402



227403

- 227100 HEERMANN **Mallet**, for 227011 – 227014 and 227111 – 227113, length 22 cm
- 227015 HEERMANN **Handle**, for use with instruments 227011 – 227014 and 227111 – 227113
- 227011 **Micro Gouge**, width 0.6 mm, for use with Handle 227015
- 227012 **Same**, width 1.5 mm
- 227013 **Same**, width 3 mm
- 227014 **Same**, width 3.5 mm
- 227111 SCHIMANSKI **Micro-Gouge**, width 0.6 mm, for use with Handle 227015
- 227112 **Same**, width 1.5 mm
- 227113 **Same**, width 3 mm
- 227400 McGEE **Wire Crimper**, straight, working length 8 cm
- 227401 FISCH-McGEE **Wire Crimper**, straight, working length 8 cm
- 227402 **Same**, curved to right
- 227403 **Same**, curved to left



227600



227800



227900



227920

- | | |
|--------|--|
| 227600 | GUILFORD-WRIGHT Wire Cutter , serrated, length 10 cm |
| 227800 | SCHUKNECHT Wire Bending Die |
| 227900 | SHEA Vein Press , diameter 16 mm, length 13 cm |
| 227920 | Vein Press , LÜBECK model, diameter 38 mm |



231000



231008



231009



231010



231011

- 231000 **Hone**, “ARKANSAS” oil stone, wedge-shaped, 10 x 4 cm

- 231008 **Preparation Plate**, glass, 10 x 8 cm
- 231009 **FISCH Glass Cutting Board**, with square millimeter gradations (25 x 20 mm), 10 x 8 cm

- 231010 **Cutting Block**, plastic, white, 8 x 4 x 1 cm
- 231011 **Cutting Block**, Teflon, with grip plate, 20 x 15 x 1 cm



223994



223980

223990

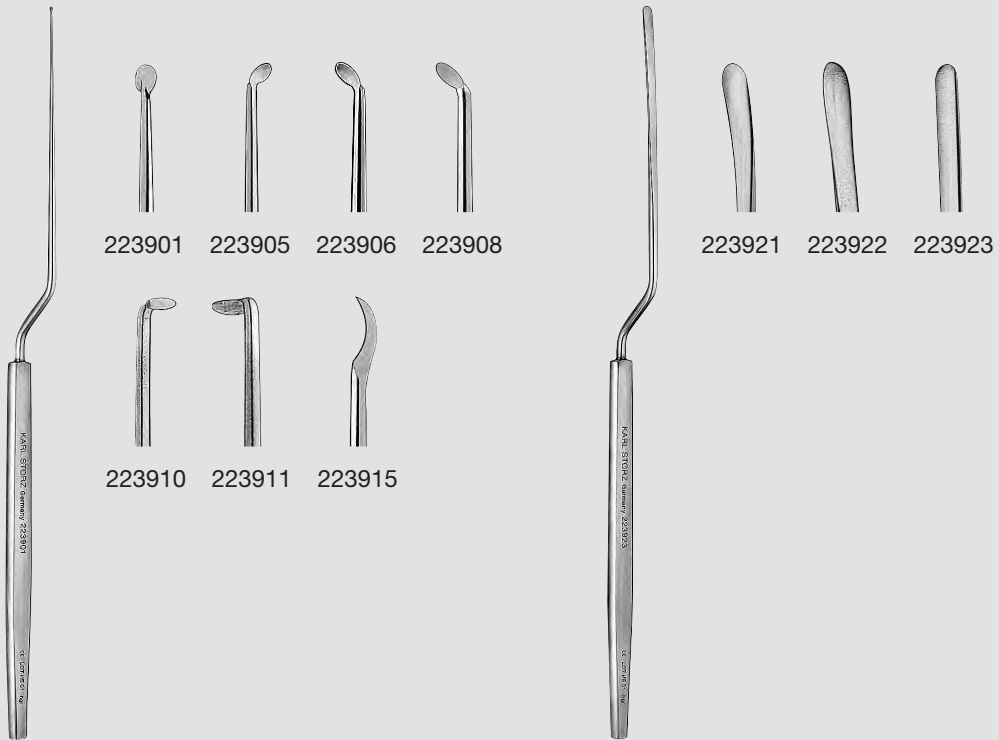
223982

223992

223984

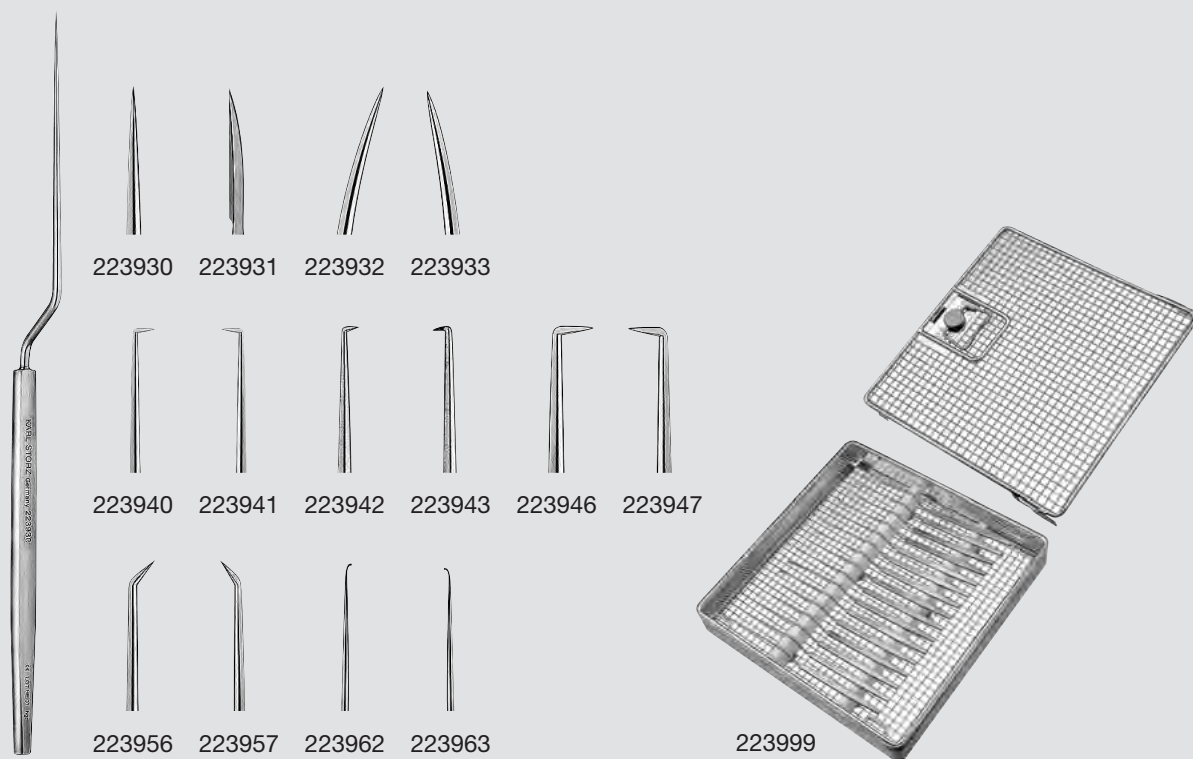
223994

- 223980 MAGNAN **Raspatory**, bayonet-shaped, angled downwards 90°, width 1.2 mm, length 20 cm
- 223990 **Same**, angled upwards 90°
- 223982 MAGNAN **Raspatory**, bayonet-shaped, S-shaped tip angled downwards, width 2 mm, length 20 cm
- 223992 **Same**, S-shaped tip angled upwards
- 223984 MAGNAN **Raspatory**, bayonet-shaped, round tip angled downwards, width 2 mm, length 20 cm
- 223994 **Same**, round tip curved upwards




- 223901 **Round Knife 0°**, bayonet-shaped, straight, diameter 1.5 mm, length 18 cm
- 223905 **Round Knife 45°**, bayonet-shaped, curved upwards, diameter 1.5 mm, length 18 cm
- 223906 **Same**, curved downwards
- 223908 **Round Knife 45°**, bayonet-shaped, curved downwards, diameter 2.3 mm, length 18 cm
- 223910 **Round Knife 90°**, bayonet-shaped, curved upwards, diameter 1.5 mm, length 18 cm
- 223911 **Same**, curved downwards
- 223915 **Tenotome**, bayonet-shaped, sickle knife curved downwards, extra fine, length 18 cm
- 223921 **Elevator**, bayonet-shaped, curved downwards, sharp, width 4 mm, length 18 cm
- 223922 **Same**, width 2 mm
- 223923 **Elevator**, bayonet-shaped, slightly curved downwards, blunt, width 3 mm, length 18 cm

Ear




- 223930 **Needle**, bayonet-shaped, straight, length 18 cm
- 223931 **Knife**, footplate, bayonet-shaped, length 18 cm
- 223932 **Needle**, bayonet-shaped, curved upwards, strong long curve, length 18 cm
- 223933 **Same**, curved downwards
- 223940 **Pick 90°**, bayonet-shaped, curved upwards, 0.5 mm, length 18.5 cm
- 223941 **Same**, curved downwards
- 223942 **Pick, 90°**, bayonet-shaped, curved upwards, 1 mm, length 18 cm
- 223943 **Same**, curved downwards
- 223946 **Pick, 90°**, bayonet-shaped, curved upwards, 2 mm, length 18 cm
- 223947 **Same**, curved downwards
- 223956 **Pick, 45°**, bayonet-shaped, curved upwards, 2 mm, length 18 cm
- 223957 **Same**, curved downwards
- 223962 **Hook**, footplate, bayonet-shaped, curved upwards, 0,2 mm, length 18 cm
- 223963 **Same**, curved downwards
- 223999 **Metal Tray**, for sterilizing and storage of ear instruments, perforated, bottom part with holder for 16 bayonet-shaped ear micro-instruments, lid with silicone bridges, external dimensions (w x h x d): 250 x 240 x 40 mm

Please note: The instruments displayed are not included in the metal tray.

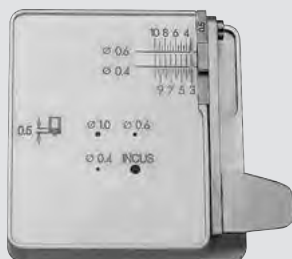


- 231020 MILEWSKI **Cartilage Cutting Block**, with 4 exchangeable templates including:
- Cutting Block**, plastic, white, **autoclavable**, size 120 x 45 x 15 mm
 - Frame**, metal, U-shaped, with 2 pins to hold the templates
 - Template for Ear Cartilage**, with 5 round holes 5, 7, 8, 9 and 10 mm diameter and 2 oval holes 9 x 11 mm and 12 x 14 mm, thickness 0.5 mm
 - Same**, thickness 1 mm
 - Template for Nasal Cartilage**, with 3 rectangular holes 5.5 x 30 mm, 15 x 15 mm and 10 x 30 mm, thickness 1 mm
 - Same**, thickness 0.5 mm
 - Stamp**, cylindrical, with handle, to press the cartilage on the cutting block

Components/Spare Parts see chapter 16



227504
227506



227525



227526



227528



227527



227530

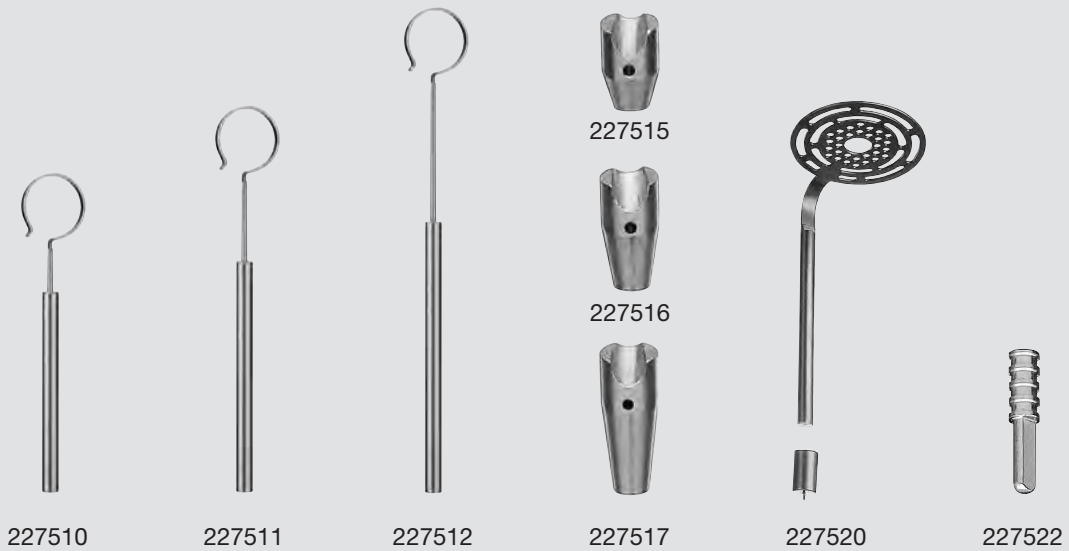


227532




227534

- 227504 **FISCH Cutting Block**, for cutting and preparing stapes prostheses of diameter 0.4 mm
- 227506 **Same**, for prostheses of diameter 0.6 mm
- 227525 **FISCH Cutting Block**
- 227526 **Holding Forceps**, for holding FISCH stapes and total prostheses, length 13.5 cm
- 227527 **Crimp Forceps**, for FISCH total prostheses, length 10.5 cm
- 227528 **Scissors**, for FISCH total prostheses, length 11 cm
- 227530 **Incus Holding Clamp**, length 11 cm
- 227532 **FISCH Micro Hook**, 2.5 mm, 45°, length 16 cm, for insertion and placement of FISCH incus prosthesis
- 227534 **Diamond Straight Shaft Burr**, diameter 1.4 mm, length 7 cm



- 227510 FISCH **Titanium Stapes Piston**, short size, sterile, short distance between loop and cylinder, 7 mm x diameter 0.4 mm
- 227511 FISCH **Titanium Stapes Piston**, normal size, sterile, medium distance between loop and cylinder, 8.5 mm x diameter 0.4 mm
- 227512 FISCH **Titanium Stapes Piston**, long size, sterile, long distance between loop and cylinder, 10 mm x diameter 0.4 mm
- 227515 FISCH **Titanium Incus Prosthesis**, normal size, sterile, 3 mm x diameter 2 / 1.3 mm
- 227516 FISCH **Titanium Incus Prosthesis**, long size, sterile, 4 mm x diameter 2 / 1.3 mm
- 227517 FISCH **Titanium Incus Prosthesis**, extra long size, sterile, 5 mm x diameter 2 / 1.3 mm
- 227520 FISCH **Titanium Total Prosthesis with foot**, sterile, 10 mm x diameter 0.6 mm
- 227522 FISCH **Titanium Neomalleus Prosthesis**, sterile, 5 mm x diameter 1.1 mm



- 239728 F **Metal Tray**, for sterilization and storage of instruments, perforated, base with holder and silicone mat, lid with silicone bridges and handle, external dimensions (w x d x h) 275 x 178 x 36 mm including:
 - Base with Lid**, with holders and silicone bridges
 - Silicone Mat**

Components/Spare Parts see chapter 16

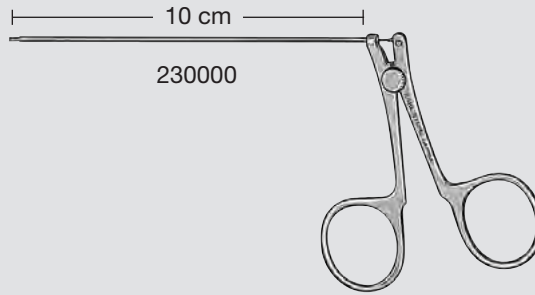
Ear

Advantages of the TÜBINGEN Ventilation Tube:

- No defense mechanism
- Surface prevents infection
- Larger lumen provides better drainage
- Highly polished gold-plated surface prevents crusting or movement of the lumen



228200



10 cm

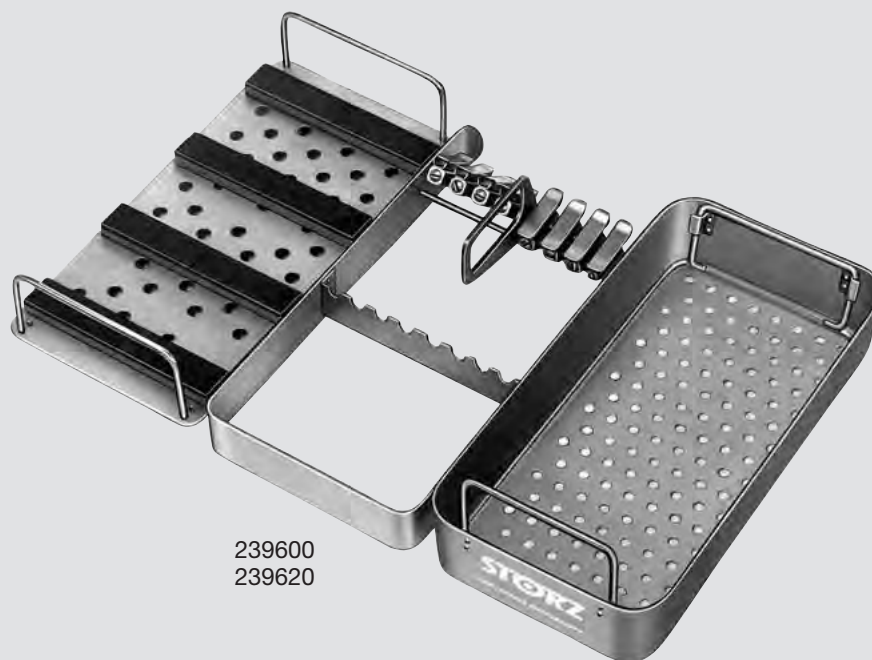
230000

228200

Gelfoam Press, length 18 cm

230000

Ventilation Drainage Tube Inserter,
working length 10 cm




239600
239620


239600 **Instrument Rack**, for 8 instruments, size 195 x 100 mm

239620 **Instrument Rack**, for 5 instruments, size 195 x 100 mm,
with holder for ear specula, for ventilation tube set,
may be used with Metal Case 239020

Ear



239200



239212

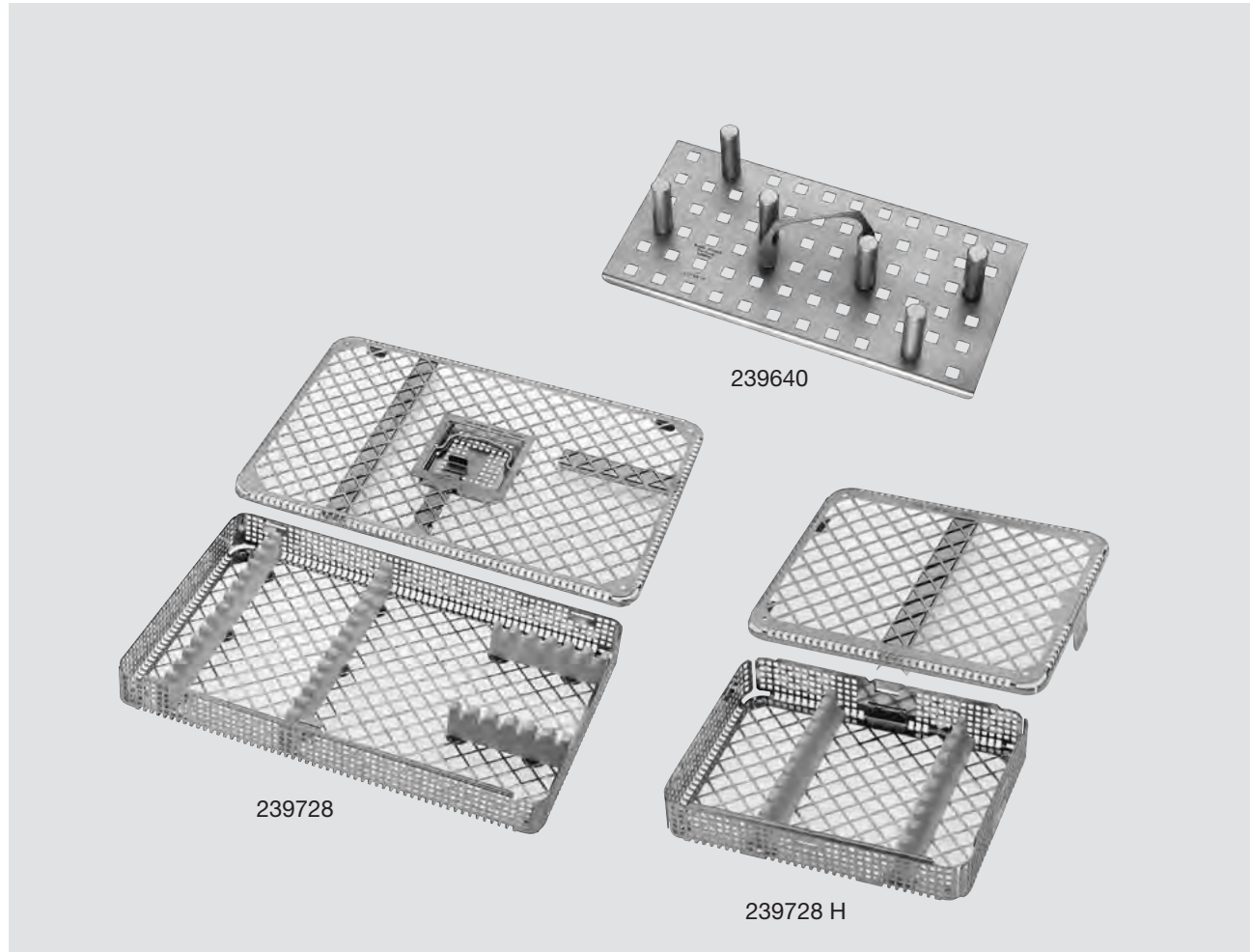


239215

239200 **Magnetic Instrument Rack**, with 2 handles and 5 magnetic stripes, size 280 x 190 mm, may be used with Metal Case 239000 or 239075


239212 **Magnetic Instrument Rack**, with 2 handles and 3 magnetic stripes, size 180 x 95 mm, may be used with Metal Case 239000 or 239075

239215 **Magnetic Instrument Rack**, without handles, with 3 magnetic stripes, size 170 x 150 mm, may be used with Metal Case 239000 or 239075



- 39781 A **MiniSet Container**, with MicroStop®, for sterilization and sterile storage, external dimensions (w x d x h): 310 x 189 x 80 mm, internal dimensions (w x d x h): 283 x 177 x 60 mm including:
Base
Lid
Microbiological Barrier, with MicroStop®
- 239640 **Rack**, for approx. 8 micro ear forceps with ring handle, size 195 x 100 mm
- 239728 **Metal Tray**, for sterilization and storage of ear instruments, perforated, base with holder for 20 straight ear micro instruments with octagonal handle, lid with silicone bridges, external dimensions (w x d x h): 275 x 175 x 36 mm
- NEW** 239728 H **Same**, base with holder for 10 straight ear micro instruments with octagonal Handle type 223300, external dimensions (w x d x h): 178 x 135 x 37 mm

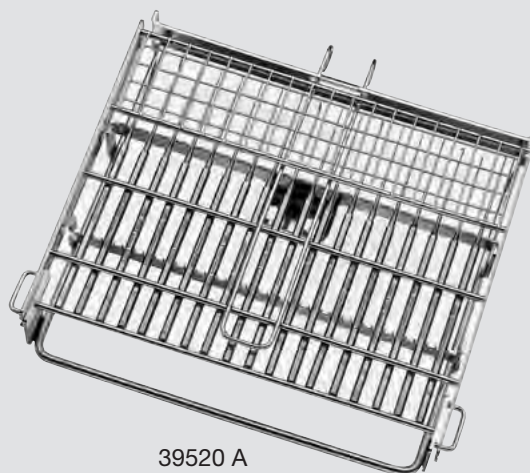
Components/Spare Parts see chapter 16
Further accessories for MiniSet Containers see catalog HYGIENE



39520 AK

NEW 39520 AK

Rack, provides safe storage of up to 6 KARL STORZ octagonal ear micro surgery instruments during cleaning and sterilization, with special guard for the instrument tips, for easy instrument assistance, with detachable lid, external dimensions (w x d x h): 95 x 215 x 40 mm



39520 A

39520 A

Rack, provides safe storage of up to 18 KARL STORZ octagonal ear micro surgery instruments during cleaning and sterilization, with special guard for the instrument tips, for easy instrument assistance during surgery, with detachable lid, external dimensions (w x d x h): 230 x 200 x 40 mm (compatible with standard trays)

Cochlea implantation is carried out under general anesthetic. Following an incision behind the auricle, formation of the skin flap in the subcutaneous fascia and placement of the scalp clips, a periosteal flap is cut around the auditory meatus with an expansion of 1.5 cm x 1.5 cm, forming a periosteal pocket for insertion of the implant. This is done with a Plester raspatory (position 32). Using rose-head and diamond drill bits, the mastoidectomy is positioned as such that the cortical bone above, behind and below remains in order to support the electrode. A clear view of the sigmoid sinus, the sinus dura mater angle, the bone plate in the direction of the central cranial bone, the mastoid cavity with the incus, the horizontal kinetic labyrinth, the posterior wall of the auditory meatus, as well as the outline of the canal for the facial nerve in the mastoid is achieved. The cells on the posterior wall of the auditory meatus need to be completely drilled away so that only the cortical layer remains. A bone bed is created 1 cm behind the mastoid. When doing so, the projection of the electrode outlet is directed towards the sinus dura mater angle.

To facilitate drilling, the periosteal skin flap is lifted with the aid of a special suction hook (position 26). Various rose-head and diamond drill bits are used to drill the bone bed. The size of the bone bed can be determined with the aid of a drilling guide. The size is dependent on the type of implant being used. For a nucleus implant only the electronic part of the implant is inset in the bone, whereas the antenna part is positioned in the direction of the occiput under the periosteum. The formation of the bone bed is considerably simplified by using a diamond drill (position 14). This enables a smooth bone edge to be achieved without damage to the dura mater. The connection of the bone bed to the mastoid is established either via a bone canal or a bone tunnel. Exact projection focused on the sinus dura mater angle virtually excludes any possibility of damage to the sigmoid sinus or the dura mater. The diameter should be slightly larger than the diameter of the cochlea implant electrode.

Then the construction of the posterior tympanotomy is carried out with the assistance of the microscope. Landmarks for this procedure are the position of the horizontal and the so-called digastric bridge which indicates the preceding arch of the beginning of the digastric muscle at the tip of the mastoid. If a line is drawn between the incudostapedial joint and the digastric bridge, the canal for the facial nerve is in a medial position from the line. Then a diamond drill bit, size 2.35 mm is used to carefully drill out the bone lateral to the canal for the facial nerve along the posterior auditory meatus in the direction of the middle ear. In doing so, the bridge remains in place. With careful drilling the chorda tympani becomes visible. By

changing to a diamond drill bit with a narrow shaft and a diameter of 1.4 mm (position 17), the posterior tympanotomy can be completed. By utilizing the entire space between the bone encased facial nerve of the chorda tympani and the bridge a sufficient view into the tympanum is achieved where, the incudostapedial joint, the tendons of the stapedial muscle, the promontory of the tympanic cavity and the round window niche can be identified.

Using the same polished drill bit with a diameter of 1.4 mm (position 17) the cochleostomy is now created. First of all the bone lip over the round window is drilled from the cauda to the cranium until the membrane becomes visible. Then the drill is used to prepare the cochleostomy in front of the round window and slightly below its upper end. The promontory bone is thinned until the endosteum becomes visible. The drilling is carried out with continuous irrigation. Using the smaller diamond drill of 1.0 mm (position 16) the surrounding bone is then removed until a diameter of approx. 1.5 mm is achieved. When the endosteum has been sufficiently exposed, it is carved with the aid of a curved needle and then folded to the side. One then has a view of the scala tympani, as well as the basilar membrane on their upper anterior border. Care has to be taken to protect this membrane. If necessary, using this drill or the drill of 0.6 mm (position 15) the cochleostomy can be expanded. Its diameter should be drilled to a maximum of 1.5 mm. The size can be determined with the aid of the hook probe (position 18). Small bone edges can be smoothed with the right angle hooks (position 24 and 25). The bone dust is rinsed out with the aid of a thin suction tube using Ringer's irrigation solution. Then healon is carefully installed in the scala tympani as a lubricant. While doing so, intracochlear increases in pressure are to be avoided.

The implant is then placed in the created bone bed. The SCHÖNBORN thyroid hook (position 27) is used to lift the periosteum and, subsequently, the electrode cable is introduced into the canal or tunnel which has been prepared and guided in the direction of the mastoid. The electronic model can then be fixed into place in the implant bed with the aid of the taut periosteal pocket. Additional suture fixation is not necessary.

The temporal muscle described in the posterior part is then detached. By introducing the Plester raspatory (position 32) the reference electrode can be grasped with an anatomical forceps and pushed under the muscle. The stimulating electrode is then grasped with an introduction forceps for cochlea transplant electrodes (position 20 and 21) and the tip is rotated as such that when being introduced into the cochlea tract it points from the basilar membrane towards the modiolus. The electrode can then be pushed through

LENARZ Additional Instruments for Cochlear Implantation Operations

the cochlea gradually with the aid of the forceps and an anatomical forceps. The fine positioning is achieved using a micro guide instrument which is claw-shaped with a tip which is curved upwards or downwards (position 22 and 23). The stylet can subsequently be removed from the electrode.

In the latest version of electrode development the so-called “advanced off stylet technique” is used during the introduction of the electrode. With this technique, after the electrode has been advanced to the marking on the stylet ball it is held in place with the aid of a forceps and then the electrode is advanced further into the cochlea with the aid of an introduction forceps. When it has been completely introduced up to the balloon-shaped enlargement on the shaft of the electrode the electrode is held in place and the stylet is completely removed.

The cochleostomy is closed using small pieces of connective tissue or muscle which are positioned carefully around the electrode. The electrode carrier is stabilized in the drilled mastoid in an S shape using the cortical lip (Fig. 13). In children this has to take the growth process of the cranium into account.

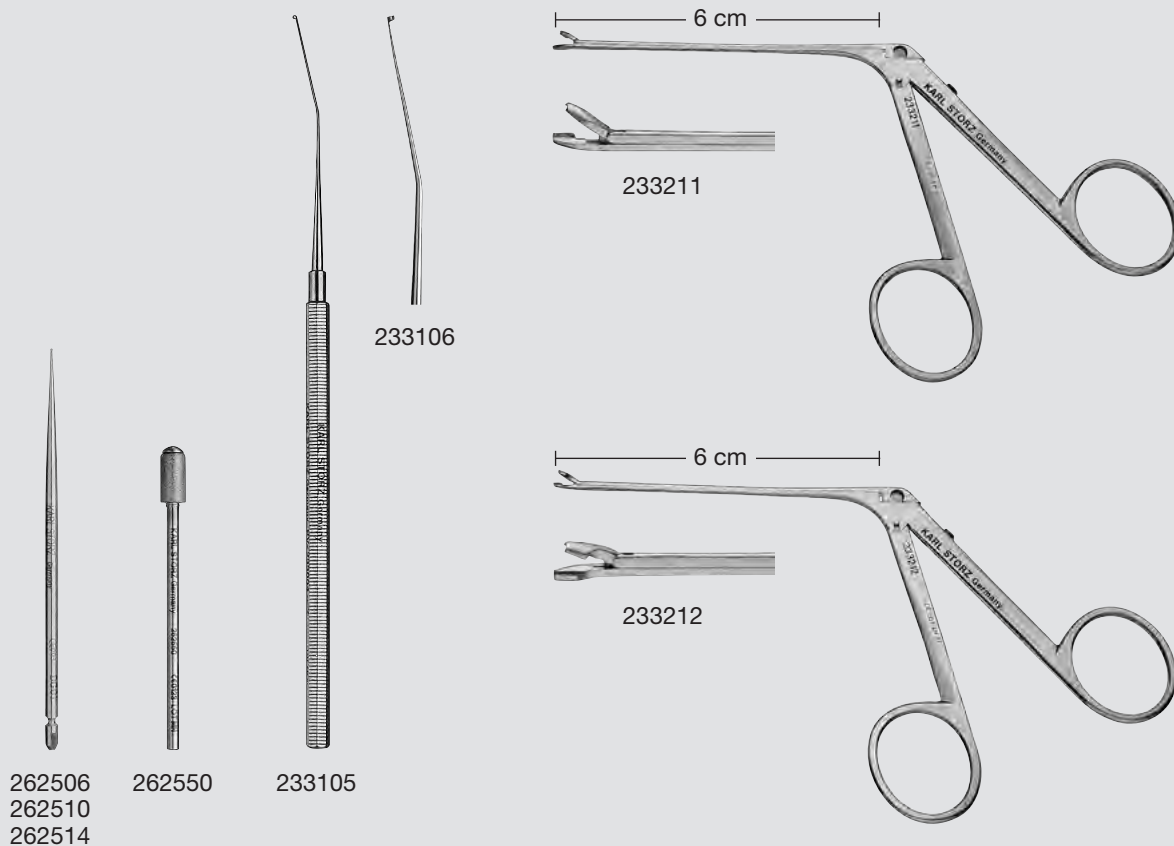
After carrying out the intraoperative electrophysiological measurements (impedance tests on the electrode, reflex thresholds of the stapedius and neural response telemetry) the wound is closed gradually, with the aid of a skin plaster if necessary.

To ensure that the procedure is as atraumatic as possible, it is essential that instruments of the correct size are used, in particular the drill bits and the suction tubes. As one gets closer to the cochlea it becomes increasingly important to use small lumen suction devices and small drill bits. The hand should be well supported at all times. It is essential that drilling is carried out with irrigation in order to prevent overheating of the tissue and, above all, to prevent the development of drilling dust in the cochlea. When introducing the electrode care needs to be taken that it is not squeezed too tightly by the forceps because this could result in damage to the thin electrode wires or the stylet. The specially designed forceps enable the electrode to be grasped securely and guided precisely without compressing the electrode.

*Prof. Dr. Th. LENARZ,
Medizinische Hochschule Hannover,
Klinik und Poliklinik für Hals-Nasen-Ohrenheilkunde,
Hannover, Germany*

Micro Instruments for Cochlear Implantation Operations

Set recommended by Prof. LENARZ



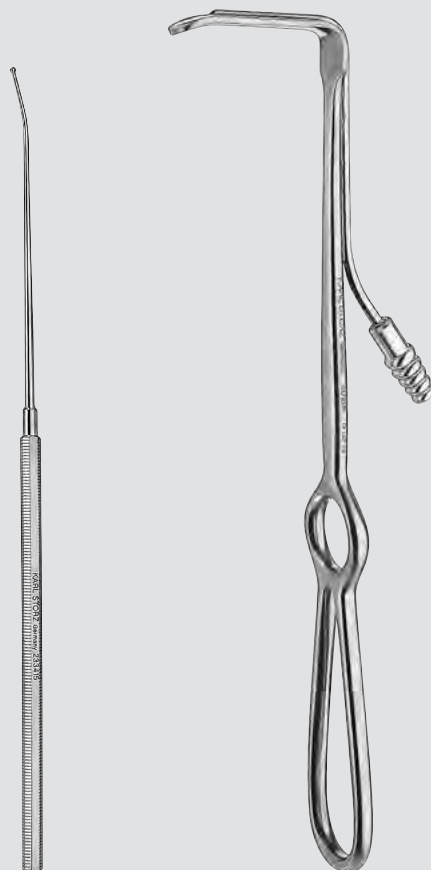
- 262506 **Diamond Burr**, shaft diameter 2.35 mm, diameter 0.6 mm, length 70 mm
- 262510 **Same**, diameter 1 mm
- 262514 **Same**, diameter 1.4 mm

- 262550 **Diamond Burr**, barrel-shaped, diameter 5 mm, length 10 mm, for creating a flat bone edge during cochlea implantation surgery, blunt tip for protection of the dura, with smooth shaft diameter 2.35 mm, length 44 mm

- 233105 **Micro Guiding Instrument**, for electrodes array, claw-shaped, tip angled downwards, length 16 cm
- 233106 **Same**, tip angled upwards

- 233211 **Forceps**, for insertion of cochlea electrodes, nucleus 24 contour, curved to right, working length 6 cm
- 233212 **Same**, curved to left

Micro Instruments for Cochlear Implantation Operations



233415

801814

233415 **Seeker**, angled 15°, with ball end, diameter 1.3 mm, length 18 cm

801814 **LENARZ Retractor**, 43 x 11 mm, slim and flat blade with integrated suction tube, length 21.5 cm

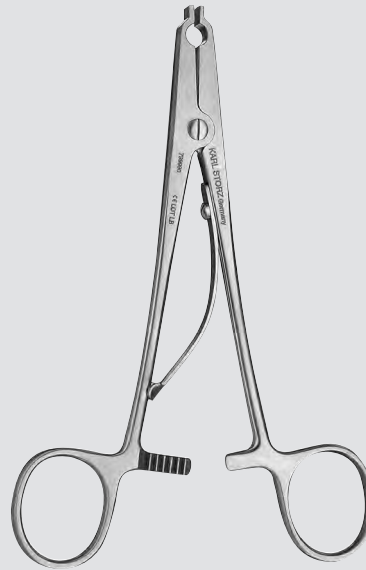
Additional Instruments for Cochlear Implantation Operations



233250



801815



799990



799995

- 233250 **DALCHOW-O'DONOGHUE Retractor**,
for cochlea implant operations
including:
Retractor, with ergonomic handle, cold light illumination,
suction channel with cut-off hole, LUER, concave blade,
20 x 30 mm, length 19.5 cm
Fiber Optic Light Carrier, with suction tube, length 18.5 cm
- 801815 **ISSING Retractor**, 43 x 11 mm, slim and flat blade
with integrated suction tube, length 21.5 cm
- 799990 **RANEY Applying and Removing Forceps**,
for scalp haemostasis clips, length 16 cm
- 799995 **RANEY Scalp Haemostasis Clips**, package of 12

Components/Spare Parts see chapter 16



■ MOTOR SYSTEMS

NEW UNIDRIVE® S III ENT SCB

NEW UNIDRIVE® S III ECO

NEW High-Performance EC Micro Motor II

NEW High-Speed Micro Motors

NEW INTRA Drill Handpieces

Burrs

NEW High-Speed Handpieces

Motor Systems

Special Features

UNIDRIVE® S III ENT SCB/UNIDRIVE® S III ECO

The multifunctional unit for ENT



UNIDRIVE® S III ENT SCB



UNIDRIVE® S III ECO

Special Features:

| | UNIDRIVE® S III ENT SCB | UNIDRIVE® S III ECO |
|--|----------------------------|------------------------|
| Touch Screen: Straightforward function selection via touch screen | ● | - |
| Set values of the last session are stored | ● | ● |
| Optimized user control due to touch screen | ● | - |
| Choice of user languages | ● | - |
| Operating elements are single and clear to read due to color display | ● | - |
| One unit – multifunctional: – Shaver system for surgery of the paranasal sinuses and anterior skull base – INTRA Drill Handpieces (40,000 rpm and 80,000 rpm) – Sinus Shaver | ● | ● |
| Two motor outputs: Two motor outputs enable simultaneous connection of two motors: For example, a shaver and micro motor | ● | ● |
| Soft start function | ● | - |
| Formulated error messages | ● | - |
| Integrated irrigation and coolant pump: – Absolutely homogeneous, micro-processor controlled irrigation rate throughout the entire irrigation range – Quick and easy connection of the tubing set | ● | ● |
| Easy program selection via automated motor recognition | ● | ● |
| Continuously variable revolution range | ● | ● |
| Maximum number of revolutions and motor torque: Microprocessor-controlled revolutions per minute. Therefore the preselected parameters are maintained all the time during drilling. | ● | ● |
| Maximum number of revolutions can be preset | ● | ● |
| SCB model with connections to the KARL STORZ Communication Bus (KARL STORZ-SCB) | ● | - |
| Irrigator rod included | ● | - |

System specifications

| Mode | | Order No. | rpm |
|--|--|--------------------------|---------|
| Shaver mode Operation mode: Max. rev. (rpm): | oscillating in conjunction with Handpiece: DrillCut-X® II Shaver Handpiece | 40 7120 50 | 10,000* |
| Sinus burr mode Operation mode: Max. rev. (rpm): | rotating in conjunction with Handpiece: DrillCut-X® II Shaver Handpiece | 40 7120 50 | 12,000 |
| High-speed drilling mode Operation mode: Max. rev. (rpm): | counterclockwise or clockwise in conjunction with: High-Speed Micro Motor | 20 7120 33 | |
| Drilling mode Operation mode: Max. rev. (rpm): | counterclockwise or clockwise in conjunction with: micro motor and connecting cable | 20 7110 33 20 7111 73 | 40,000 |
| Power supply: | 100 – 240 VAC, 50/60 Hz | | |
| Dimensions: (w x h x d) | 300 x 165 x 265 mm | | |
| Two outputs for parallel connection of two motors | | | |
| Integrated irrigation pump: | | | |
| Flow: | adjustable in 9 steps | | |

* Approx. 4,000 rpm is recommended as this is the most efficient suction/performance ratio.

| | UNIDRIVE® S III ENT SCB | UNIDRIVE® S III ECO |
|-----------------------------|--|---------------------|
| Touch Screen: | 6.4" / 300 cd/m ² | |
| Weight: | 5.2 kg | 4.7 kg |
| Certified to: | IEC 601-1 CE acc. to MDD | IEC 60601-1 |
| Available languages: | English, French, German, Spanish, Italian, Portuguese, Greek, Turkish, Polish, Russian | numerical codes |

Motor Systems

Special features of the high-performance EC micro motor II and the high-speed micro motor

Special features of high-performance EC micro motor II:

- Self-cooling, brushless high-performance EC micro motor
- Smallest possible dimensions
- Autoclavable
- Can be processed in a cleaning machine
- Detachable connecting cable
- INTRA coupling enables a wide variety of applications
- Maximum torque 4 Ncm
- Number of revolutions can be continuously adjusted up to 40,000 rpm



20 7110 33


20 7110 33 **High-Performance EC Micro Motor II**, for use with UNIDRIVE® II/UNIDRIVE® ENT/ECO and Connecting Cable 20 7110 73, or for use with UNIDRIVE® S III ENT/ECO and Connecting Cable 20 7111 73



20 7111 73 **Connecting Cable**, to connect High-Performance EC Micro Motor 20 7110 33 to UNIDRIVE® S III ENT/ECO

Special Features of the high-speed micro motor:

- Brushless high-speed micro motor
- Smallest possible dimensions
- Autoclavable
- Can be processed in a cleaning machine
- Maximum torque 6 Ncm



20 7120 33

20 7120 33 **High-Speed Micro-Motor**, max. speed 40,000 rpm, including connecting cable, for use with UNIDRIVE® S III ENT

UNIDRIVE® S III ENT SCB,^{NEW} UNIDRIVE® S III ECO

Recommended System Configuration

STORZ
KARL STORZ — ENDOSKOPE

UNIDRIVE® S III ENT SCB



40 7016 20-1

UNIDRIVE® S III ECO



40 7014 20

40 7016 01-1 UNIDRIVE® S III ENT SCB, motor control unit with color display, touch screen, two motor outputs, integrated irrigation pump and SCB module, power supply 100 – 240 VAC, 50/60 Hz

including:

Mains Cord

Irrigator Rod

Two-Pedal Footswitch, two-stage, with proportional function

Clip Set, for use with silicone tubing set **20 7116 40**

SCB Connecting Cable, length 100 cm

Single Use Tubing Set*, sterile, package of 3

40 7014 01 UNIDRIVE® S III ECO, motor control unit with two motor outputs and integrated irrigation pump, power supply 100 – 240 VAC, 50/60 Hz

including:

Mains Cord


Two-Pedal Footswitch, two-stage, with proportional function

Clip Set, for use with silicone tubing set **20 7116 40**

Single Use Tubing Set*, sterile, package of 3

Specifications:

| | | | |
|--------------|---|----------------------|---------------------------|
| Touch Screen | UNIDRIVE® S III ENT SCB: 6,4"/300 cd/m ² | Dimensions w x h x d | 300 x 165 x 265 mm |
| Flow | 9 steps | Weight | 5.2 kg |
| Power supply | 100-240 VAC, 50/60 Hz | Certified to | IEC 601-1, CE acc. to MDD |

*  mtp medical technical promotion gmbh,
Take-Off GewerbePark 46, 78579 Neuhausen ob Eck, Germany

Components/Spare Parts see chapter 16

**UNIDRIVE® S III ENT SCB, ^{NEW}
UNIDRIVE® S III ECO**

System Components

Two-Pedal Footswitch



20 0166 30

UNIT SIDE
PATIENT SIDE



SCB®



High-Speed Micro Motor



20 7120 33

High-performance EC Micro Motor II



20 7110 33
20 7111 73

High-Speed Handpieces



252660 – 252692

INTRA Drill Handpieces



252575 – 252590

Micro Saws



254000 – 254300

Dermatomes



253000 – 253300

Optional Accessories

for UNIDRIVE® S III ENT SCB and UNIDRIVE® S III ECO



280053 **Pana Spray**, 6x 500 ml bottles – HAZARDOUS GOODS – UN 1950
including:
Spray Nozzle

280053 C **Spray Nozzle**, for the reprocessing of INTRA burr handpieces,
for use with Pana Spray 280053 B



031131-10* **Tubing Set**, for irrigation, for single use, sterile,
package of 10




mtp medical technical promotion gmbh,
Take-Off GewerbePark 46, 78579 Neuhausen ob Eck, Germany

INTRA Drill Handpieces

for ear micro surgery


Special Features:

- Tool-free closing and opening of the drill
- Right/left rotation
- Max. rotating speed up to 40,000 or 80,000 rpm
- Detachable irrigation tubes
- Lightweight construction
- Low-vibration operation
- Low maintenance
- Can be processed in a cleaning machine
- Safe grip



- 252570 **INTRA Drill Handpiece**, angled, length 12.5 cm, transmission 1:1 (40,000 rpm), for use with KARL STORZ high-performance EC micro motor II and straight shaft burs
- 252573 **INTRA Drill Handpiece**, angled, length 12.5 cm, transmission 1:2 (80,000 rpm), for use with KARL STORZ high-performance EC micro motor II and straight shaft burs
- 252590 **INTRA Drill Handpiece**, straight, length 11 cm, transmission 1:1 (40,000 rpm), for use with KARL STORZ high-performance EC micro motor II and straight shaft burs

**Straight Shaft Burrs, length 7 cm,
for use with INTRA Drill Handpieces 252590, 252570, 252573**

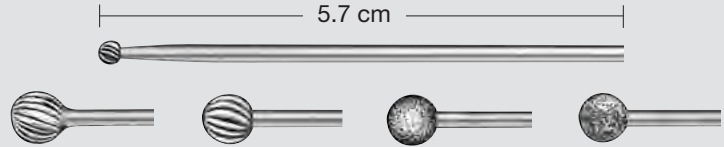


| Detail | Size | Dia. mm | Standard | Tungsten Carbide | Transverse Tungsten Carbide | Diamond | Diamond, coarse |
|--------|------|---------|----------|------------------|-----------------------------|---------|-----------------|
| | 006 | 0.6 | 260006 | 261006 | – | 262006 | – |
| | 007 | 0.7 | 260007 | 261007 | – | 262007 | – |
| | 008 | 0.8 | 260008 | 261008 | – | 262008 | – |
| | 010 | 1 | 260010 | 261010 | – | 262010 | – |
| | 014 | 1.4 | 260014 | 261014 | 261114 | 262014 | – |
| | 018 | 1.8 | 260018 | 261018 | – | 262018 | – |
| | 023 | 2.3 | 260023 | 261023 | 261123 | 262023 | 262223 |
| | 027 | 2.7 | 260027 | 261027 | – | 262027 | 262227 |
| | 031 | 3.1 | 260031 | 261031 | 261131 | 262031 | 262231 |
| | 035 | 3.5 | 260035 | 261035 | – | 262035 | 262235 |
| | 040 | 4 | 260040 | 261040 | 261140 | 262040 | 262240 |
| | 045 | 4.5 | 260045 | 261045 | – | 262045 | 262245 |
| | 050 | 5 | 260050 | 261050 | 261150 | 262050 | 262250 |
| | 060 | 6 | 260060 | 261060 | 261160 | 262060 | 262260 |
| | 070 | 7 | 260070 | 261070 | – | 262070 | 262270 |

- 260000 **Standard Straight Shaft Burr**, stainless, sizes 006 – 070, length 7 cm, set of 15
- 261000 **Tungsten Carbide Straight Shaft Burr**, stainless, sizes 006 – 070, length 7 cm, set of 15
- 261100 **Tungsten Carbide Straight Shaft Burr**, with cross cut, stainless, sizes 014 – 060, length 7 cm, set of 6
- 262000 **Diamond Straight Shaft Burr**, stainless, sizes 006 – 070, length 7 cm, set of 15
- 262200 **Rapid Diamond Straight Shaft Burr**, stainless, with coarse diamond coating for precise drilling and abrasion without hand pressure and generating minimal heat, sizes 023 – 070, length 7 cm, set of 9, color code: gold

Burrs


**Straight Shaft Burrs, length 5.7 cm,
for use with INTRA Drill Handpieces 252590, 252570, 252573**



| Detail | Size | Dia. mm | Standard | Tungsten Carbide | Transverse Tungsten Carbide | Diamond | Diamond, coarse |
|--------|------|---------|----------|------------------|-----------------------------|----------|-----------------|
| | 014 | 1.4 | 649614 K | 649614 HK | 649614 Q | 649714 K | – |
| | 018 | 1.8 | 649618 K | 649618 HK | – | 649718 K | – |
| | 023 | 2.3 | 649623 K | 649623 HK | 649623 Q | 649723 K | 649723 GK |
| | 027 | 2.7 | 649627 K | 649627 HK | – | 649727 K | 649727 GK |
| | 031 | 3.1 | 649631 K | 649631 HK | 649631 Q | 649731 K | 649731 GK |
| | 035 | 3.5 | 649635 K | 649635 HK | – | 649735 K | 649735 GK |
| | 040 | 4 | 649640 K | 649640 HK | 649640 Q | 649740 K | 649740 GK |
| | 045 | 4.5 | 649645 K | 649645 HK | – | 649745 K | 649745 GK |
| | 050 | 5 | 649650 K | 649650 HK | 649650 Q | 649750 K | 649750 GK |
| | 060 | 6 | 649660 K | 649660 HK | 649660 Q | 649760 K | 649760 GK |
| | 070 | 7 | 649670 K | 649670 HK | – | 649770 K | 649770 GK |

- 649600 K **Standard Straight Shaft Burr**, stainless, sizes 014 – 070, length 5.7 cm, set of 11
- 649600 HK **Tungsten Carbide Straight Shaft Burr**, stainless, sizes 014 – 070, length 5.7 cm, set of 11
- 649700 K **Diamond Straight Shaft Burr**, stainless, sizes 014 – 070, length 5.7 cm, set of 11
- 649700 GK **Rapid Diamond Straight Shaft Burr**, stainless, with coarse diamond coating for precise drilling and abrasion without hand pressure and generating minimal heat, sizes 023 – 070, length 5.7 cm, set of 9, color code: gold

**Straight Shaft Burrs,
cylindrical, barrel-shaped,
and bud-shaped**




| Size | Dia. mm | cylindrical | barrel-shaped | bud-shaped |
|------|---------|-------------|---------------|------------|
| | | length 7 cm | | |
| 020 | 2 | 262560 | – | – |
| 040 | 4 | – | 262561 | – |
| 050 | 5 | 265050 | – | 263050 |
| 060 | 6 | 265060 | – | 263060 |
| 070 | 7 | 265070 | – | 263070 |

LINDEMANN Burrs, conical, stainless, length 7 cm



| Size | Diameter mm | Conical |
|------|-------------|--------------|
| | | sterilizable |
| 018 | 1.8 | 263518 |
| 021 | 2.1 | 263521 |
| 023 | 2.3 | 263523 |

Burrs Accessories



280090



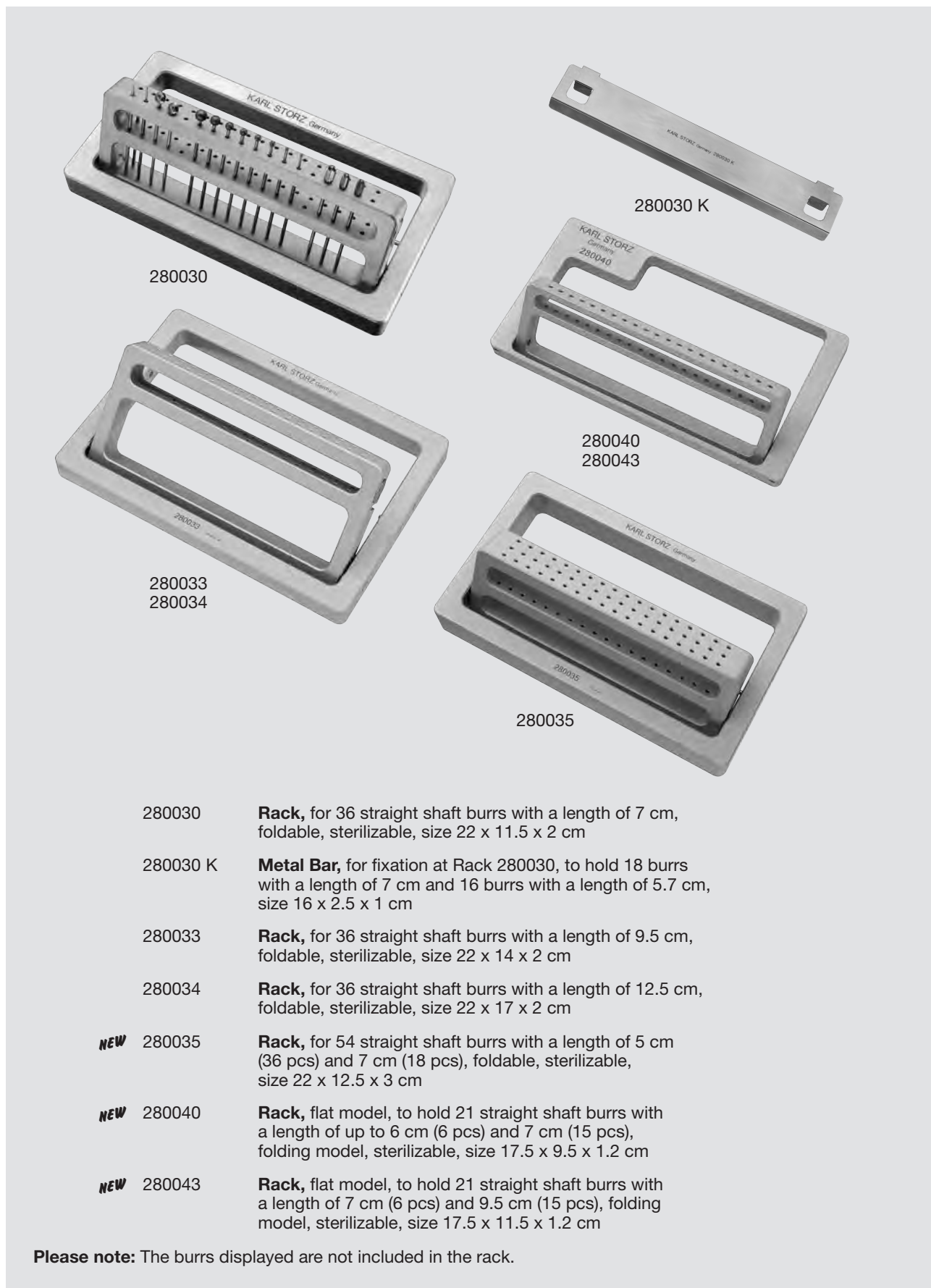
280080



280120

- 280090 **Size Template**, for drills, stainless steel, sterilizable
- 280080 **Brush**, for cleaning atraumatic jaws, sterilizable, package of 5
- 280120 **Temporal Bone Holder**, bowl-shaped, with 3 fixation screws for tensioning the petrosal bone and with evacuation tube for irrigation liquid

Accessories for Burrs



280030

280030 K


280040
280043

280033
280034

280035

- 280030 **Rack**, for 36 straight shaft burrs with a length of 7 cm, foldable, sterilizable, size 22 x 11.5 x 2 cm
- 280030 K **Metal Bar**, for fixation at Rack 280030, to hold 18 burrs with a length of 7 cm and 16 burrs with a length of 5.7 cm, size 16 x 2.5 x 1 cm
- 280033 **Rack**, for 36 straight shaft burrs with a length of 9.5 cm, foldable, sterilizable, size 22 x 14 x 2 cm
- 280034 **Rack**, for 36 straight shaft burrs with a length of 12.5 cm, foldable, sterilizable, size 22 x 17 x 2 cm
- NEW** 280035 **Rack**, for 54 straight shaft burrs with a length of 5 cm (36 pcs) and 7 cm (18 pcs), foldable, sterilizable, size 22 x 12.5 x 3 cm
- NEW** 280040 **Rack**, flat model, to hold 21 straight shaft burrs with a length of up to 6 cm (6 pcs) and 7 cm (15 pcs), folding model, sterilizable, size 17.5 x 9.5 x 1.2 cm
- NEW** 280043 **Rack**, flat model, to hold 21 straight shaft burrs with a length of 7 cm (6 pcs) and 9.5 cm (15 pcs), folding model, sterilizable, size 17.5 x 11.5 x 1.2 cm

Please note: The burrs displayed are not included in the rack.



39552 A **Wire Tray**, provides safe storage of accessories for KARL STORZ drilling/grinding systems during cleaning and sterilization, includes tray for small parts, for use with Rack 280030, rack **not** included

for storage of:


- Up to 6 drill handpieces
- Connecting cable
- EC micro motor
- Small parts

39552 B **Wire Tray**, provides safe storage of accessories for KARL STORZ drilling/grinding systems during cleaning and sterilization, includes tray for small parts, for use with Rack 280030, rack **included**

for storage of:

- Up to 6 drill handpieces
- Connecting cable
- EC micro motor
- Up to 36 drill bits and burrs
- Small parts

Please note: The instruments displayed are not included in the sterilizing and storage trays.



39553 A

Wire Tray, provides safe storage of accessories for the KARL STORZ micro saw system during cleaning and sterilization, includes basket for small parts

for storage of:

- Up to 6 saw handpieces
- Connecting cable
- EC micro motor
- Saw blades

Please note: The instruments displayed are not included in the sterilizing and storage tray.




39554 A

- 39554 A **Wire Tray**, provides safe storage of accessories for the KARL STORZ dermatome system during cleaning and sterilization
- for storage of:**
- Up to 2 dermatomes
 - Connecting cable
 - EC micro motor with INTRA coupling

Please note: The instruments displayed are not included in the sterilizing and storage tray.

Instrument Set for Endoscopic Surgery ^{NEW} acc. to the International Working Group on Endoscopic Ear Surgery (IWGESS)




- 227201 **Ear Hook**, curved right, working length 5.5 cm, length 16 cm
- 227202 **Same**, curved left
- 227203 **Same**, curved backwards
- 227206 **Ear Dissector**, curved right, working length 5.5 cm, length 16 cm
- 227207 **Same**, curved left
- 227208 **Same**, curved backwards
- 227211 **Curette**, spoon-shaped, diameter 1 cm, length 16 cm
- 226211 **THOMASSIN Dissector**, double-ended, distal tips with single curve to right or to left, length 18 cm
- 226212 **Same**, distal tips with double curve to right or to left
- 227213 **Curette**, double-ended, spoon-shaped tips diameter 1 mm and 1.5 mm, end position angled 90° to sheath, length 17 cm
- 224003 **HOUSE Curette**, medium, spoon sizes 1 x 1.8 mm and 2 x 2.8 mm, length 15 cm
- 227230 **Round Knife**, diameter 3 mm, easy to handle due rotating tube olive, length 19 cm

Instrument Set for Endoscopic Surgery
acc. to the International Working Group
on Endoscopic Ear Surgery (IWGESS)

NEW

STORZ
KARL STORZ — ENDOSKOPE



- 204357 **Suction Cannula**, curved 3 mm, LUER-Lock, outer diameter 0.6 mm, length 10 cm
- 204358 **Same**, outer diameter 0.8 mm
- 204359 **Same**, outer diameter 1 mm
- 204360 **Suction Tube**, curved 6 mm, LUER-Lock, outer diameter 0.8 mm, length 10 cm
- 204361 **Irrigation Cannula**, curved 6 mm, LUER-Lock, outer diameter 1 mm, length 10 cm
- 204362 **Suction Tube**, curved 6 mm, LUER-Lock, outer diameter 1.2 mm, length 10 cm
- 204365 **Same**, curved 8 mm
- 204366 **Same**, curved 8 mm, outer diameter 1.6 mm
- 600019 **LUER Cone Connector**, male, rotating
- 204200 **FISCH Suction Handle**, with cut-off hole, LUER cone, length 5.5 cm, for use with Suction Tubes 204005 – 204025, 204305 – 204330
- 227251 **Ear Forceps**, 45° curved right, extra delicate, oval cupped jaws, 0.6 mm, working length 10 cm
- 227252 **Same**, 45° curved left
- 227253 **Same**, 45° curved upwards
- 227255 **Ear Forceps**, curved downwards, retrograde, extra delicate, oval cupped jaws, 0.9 mm, working length 10 cm



223483



223480

ULUG **Knife**, double-ended,
8 and 5 mm, length 17 cm



223482

ULUG **Elevator**, double-ended, blunt,
curved, large, 4 and 3 mm, length 17 cm



223483

ULUG **Elevator**, double-ended, sharp,
curved, small, 2.5 and 2 mm, length 17 cm



223485

ULUG **Micro Dissector**, double-ended,
curved to right and left, length 17 cm



223487

ULUG **Curette**, double-ended,
3.2 x 2.4 and 2.4 x 1.8 mm, length 17 cm



223490

ULUG **Needle**, double-ended,
straight, length 17 cm



223491

ULUG **Needle**, double-ended,
slight and strong curved, length 17 cm



223434

ULUG **Micro Hook**, 45°,
1.5 and 0.5 mm, length 17 cm



223436

ULUG **Micro Hook**, double-ended,
90°, 1.5 and 0.5 mm, length 17 cm




223438

ULUG **Perforator**, double-ended,
0.9 mm, length 17 cm



Metal Tray, for sterilization ^{NEW} and storage of instruments



239728 F

- 239728 F **Metal Tray**, for sterilization and storage of instruments, perforated, base with holder and silicone mat, lid with silicone bridges and handle, external dimensions (w x d x h) 275 x 178 x 36 mm including:
Base with Lid, with holders and silicone bridges
Silicone Mat


Components/Spare Parts see chapter 16



**INSTRUMENTS FOR RHINOLOGY
AND RHINOPLASTY**

Nose

Instruments for Rhinology and Rhinoplasty



10-981

Nose

Instruments for Rhinology and Rhinoplasty



400500



400520



400600



402000



410201 –
410203



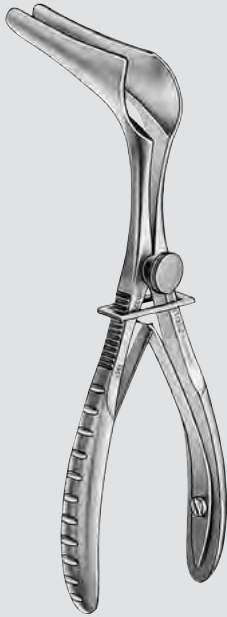
410211 –
410217

- 400500 HARTMANN **Nasal Speculum**, for adults, length 13 cm
- 400520 BECKMANN **Nasal Speculum**, for adults, curved sideways, length 15 cm
- 400600 HARTMANN **Nasal Speculum**, for children, length 13 cm
- 402000 HALLE-TIECK **Nasal Speculum**, for infants, length 13 cm
- 410201 THUDICHUM **Nasal Speculum**, self-retaining, large, blade size 18 x 11.5 mm, length 6.5 cm
- 410202 **Same**, medium, blade size 18 x 9.5 mm
- 410203 **Same**, small, blade size 18 x 8.5 mm
- 410211 THUDICHUM/MARK HOVELL **Nasal Speculum**, self-retaining, blade size 8.5 x 6 mm, length 7 cm
- 410212 **Same**, 9 x 7 mm
- 410213 **Same**, 12.5 x 8 mm
- 410214 **Same**, 15 x 8.5 mm
- 410215 **Same**, 16.5 x 9 mm
- 410216 **Same**, 18 x 10 mm
- 410217 **Same**, 19.5 x 10.5 mm

Components/Spare Parts see chapter 16

Nose

Instruments for Rhinology and Rhinoplasty



403240 –
403290



403340 –
403390



403540 –
403590



- 403240 KILLIAN-STRUYPCKEN **Nasal Speculum**, with set rack, blade length 40 mm, length 15 cm
- 403255 **Same**, blade length 55 mm
- 403265 **Same**, blade length 65 mm
- 403275 **Same**, blade length 75 mm
- 403290 **Same**, blade length 90 mm



- 403340 KILLIAN-STRUYPCKEN **Nasal Speculum**, with set screw, blade length 40 mm, length 15 cm
- 403355 **Same**, blade length 55 mm
- 403375 **Same**, blade length 75 mm
- 403390 **Same**, blade length 90 mm



- 403540 KILLIAN-STRUYPCKEN **Nasal Speculum**, standard model, blade length 40 mm, length 13.5 cm
- 403555 **Same**, blade length 55 mm
- 403565 **Same**, blade length 65 mm
- 403575 **Same**, blade length 75 mm
- 403590 **Same**, blade length 90 mm

10-98:

Components/Spare Parts see chapter 16

Nose

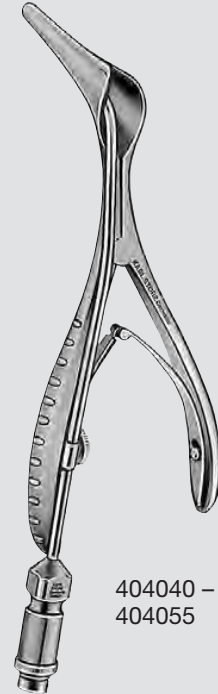
Instruments for Rhinology and Rhinoplasty



403630 –
403690



403835 –
403890



404040 –
404055

- 403630 COTTLE **Nasal Speculum**, blade length 35 mm, length 13 cm
- 403655 **Same**, blade length 55 mm
- 403675 **Same**, blade length 75 mm
- 403690 **Same**, blade length 90 mm

- 403755 COTTLE **Nasal Speculum**, with slender blades, with set screw, blade length 55 mm, length 13 cm

- 403835 COTTLE **Nasal Speculum**, with set screw, blade length 35 mm, length 13 cm
- 403855 **Same**, blade length 55 mm
- 403865 **Same**, blade length 65 mm
- 403875 **Same**, blade length 75 mm
- 403890 **Same**, blade length 90 mm

- 404040 **Nasal Speculum**, with fiber optic light carrier, blade length 40 mm, length 13.5 cm
- 404055 **Same**, blade length 55 mm

Components/Spare Parts see chapter 16

Nose

Instruments for Rhinology and Rhinoplasty



404455 –
404475




404555 –
404575

- 404455 RUDERT **Nasal Speculum**, for adults, with set screw and adaptation for Flexible Tension Arm 723018, left blade length 55 mm, right blade shortened with 3 mandrels, length 15 cm
- 404465 **Same**, left blade length 65 mm
- 404475 **Same**, left blade length 75 mm
- 404555 RUDERT **Nasal Speculum**, for adults, with set screw and adaptation for Flexible Tension Arm 723018, right blade length 55 mm, left blade shortened with 3 mandrels, length 15 cm
- 404565 **Same**, right blade length 65 mm
- 404575 **Same**, right blade length 75 mm

Nose

Instruments for Rhinology and Rhinoplasty



For use with Nasal Specula 404455 – 404475, 404555 – 405575

723017 **Rotating Clamp**, with holding rod for Flexible Tension Arms 723018 and 28162 FB, attachable to the operating table's sliding rail

723018 **Flexible Tension Arm**, length 50 cm

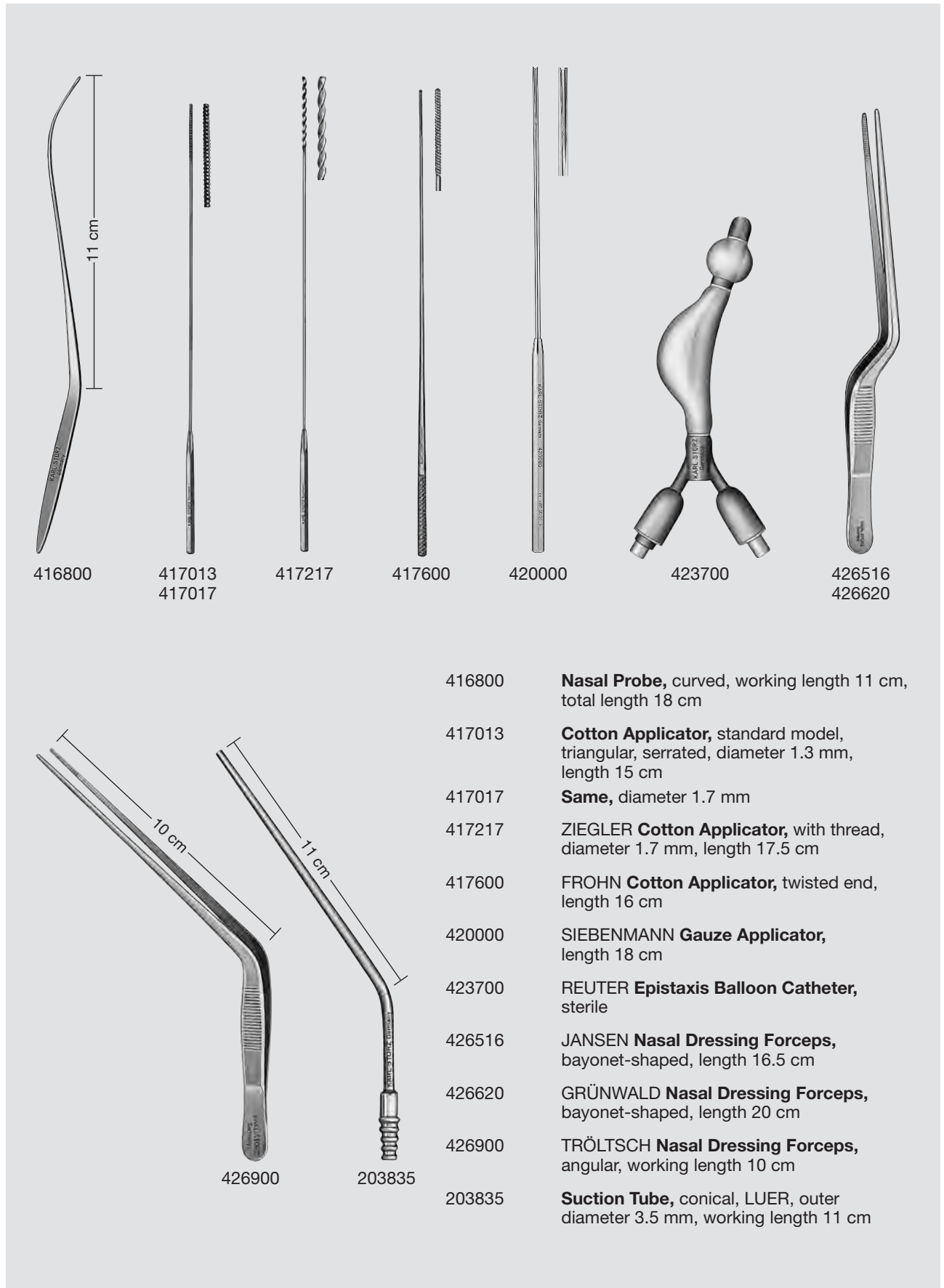
723020 **Connector**, for Flexible Tension Arm 723018, attachable to rods up to diameter 16 mm

The tension arm can also be attached to an anesthesia frame using the connector in place of the holding rod.

Components/Spare Parts see chapter 16

Nose

Instruments for Rhinology and Rhinoplasty



416800



417013
417017



417217



417600



420000



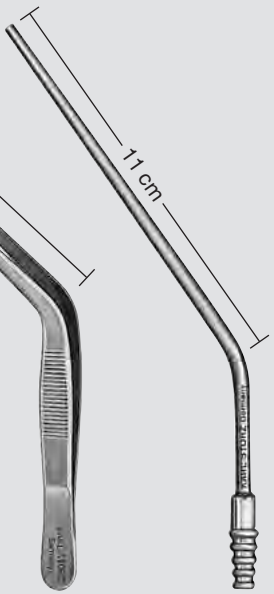
423700



426516
426620



426900



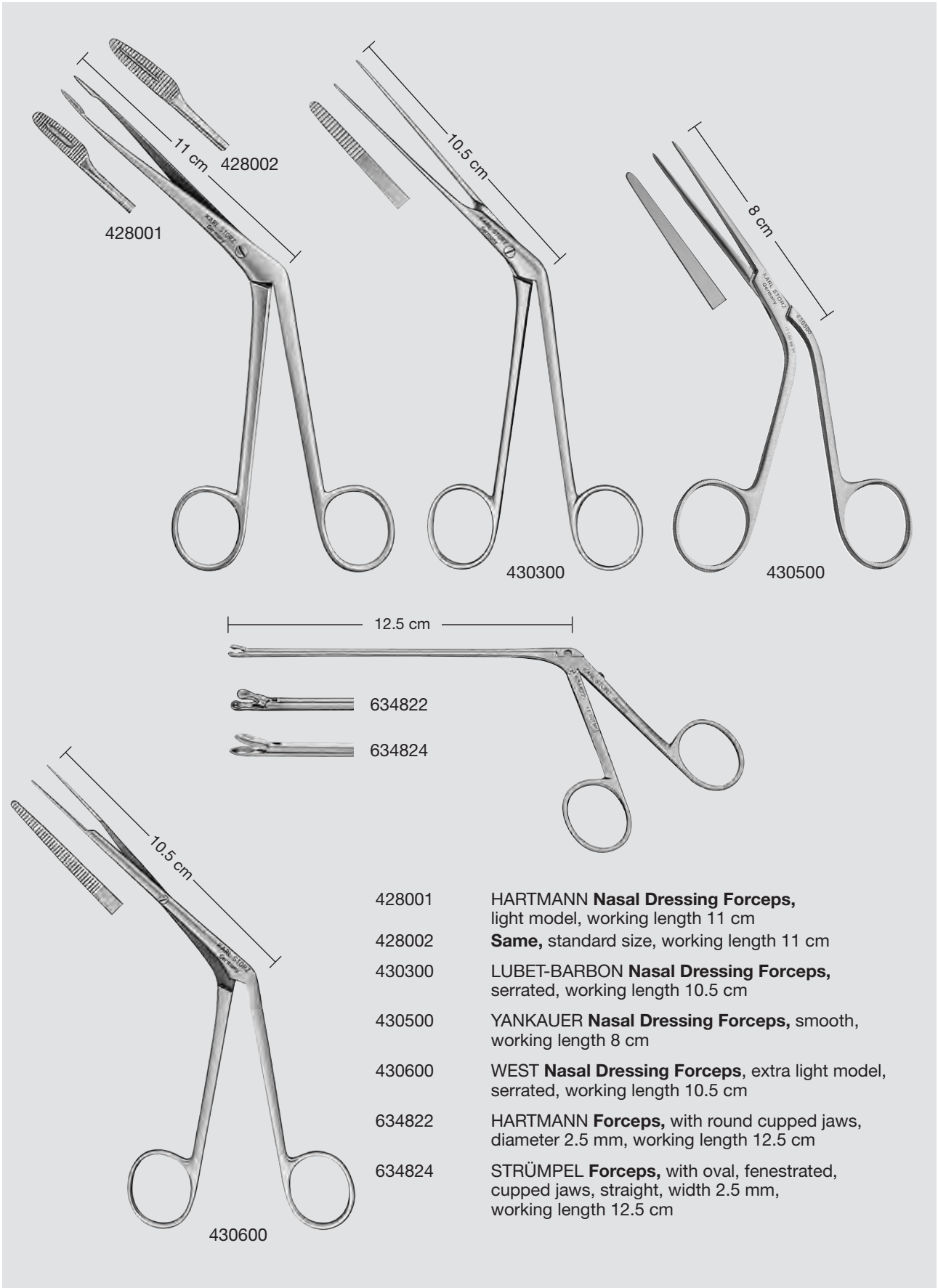
203835

- 416800 **Nasal Probe**, curved, working length 11 cm, total length 18 cm
- 417013 **Cotton Applicator**, standard model, triangular, serrated, diameter 1.3 mm, length 15 cm
- 417017 **Same**, diameter 1.7 mm
- 417217 **ZIEGLER Cotton Applicator**, with thread, diameter 1.7 mm, length 17.5 cm
- 417600 **FROHN Cotton Applicator**, twisted end, length 16 cm
- 420000 **SIEBENMANN Gauze Applicator**, length 18 cm
- 423700 **REUTER Epistaxis Balloon Catheter**, sterile
- 426516 **JANSEN Nasal Dressing Forceps**, bayonet-shaped, length 16.5 cm
- 426620 **GRÜNWALD Nasal Dressing Forceps**, bayonet-shaped, length 20 cm
- 426900 **TRÖLTSCHE Nasal Dressing Forceps**, angular, working length 10 cm
- 203835 **Suction Tube**, conical, LUER, outer diameter 3.5 mm, working length 11 cm

6-96z

Nose

Instruments for Rhinology and Rhinoplasty



- 428001 HARTMANN **Nasal Dressing Forceps**, light model, working length 11 cm
- 428002 **Same**, standard size, working length 11 cm
- 430300 LUBET-BARBON **Nasal Dressing Forceps**, serrated, working length 10.5 cm
- 430500 YANKAUER **Nasal Dressing Forceps**, smooth, working length 8 cm
- 430600 WEST **Nasal Dressing Forceps**, extra light model, serrated, working length 10.5 cm
- 634822 HARTMANN **Forceps**, with round cupped jaws, diameter 2.5 mm, working length 12.5 cm
- 634824 STRÜMPEL **Forceps**, with oval, fenestrated, cupped jaws, straight, width 2.5 mm, working length 12.5 cm

Nose

Instruments for Rhinology and Rhinoplasty




- 436610 **Nasal Atomizer**, straight, including graduated Container 10455 for local anaesthetic, for use with Rubber Bulb 437000
- 437000 **Rubber Bulb**, for Nasal Atomizer 436610, latex-free
- 437520 DE VILBIS **Nasal Atomizer**, with adjustable tip, rubber bulb and large bottle
- 437600 DE VILBIS **Nasal Atomizer**, with adjustable tip, rubber bulb, with bottle and rack
- 439200 GLATZEL **Nasal Mirror**, (CZERMAK's plate) for verification of nasal ventilation capacity, 13 x 20 cm



Components/Spare Parts see chapter 16

Nose

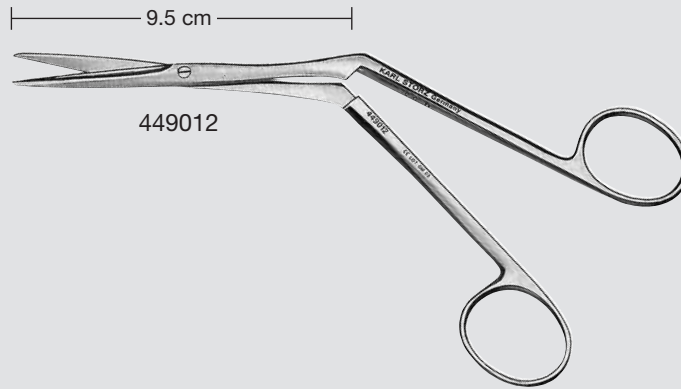
Instruments for Rhinology and Rhinoplasty



440000 KRAUSE **Nasal Snare**, length 25 cm



441510 LANGE **Nasal Snare**, bayonet-shaped, length 24 cm
 443500 **Nasal Snare Wire**, for 440000 – 441510, standard size, diameter 0.3 mm, length 10 cm, package of 25
 443504 **Same**, diameter 0.4 mm, package of 25

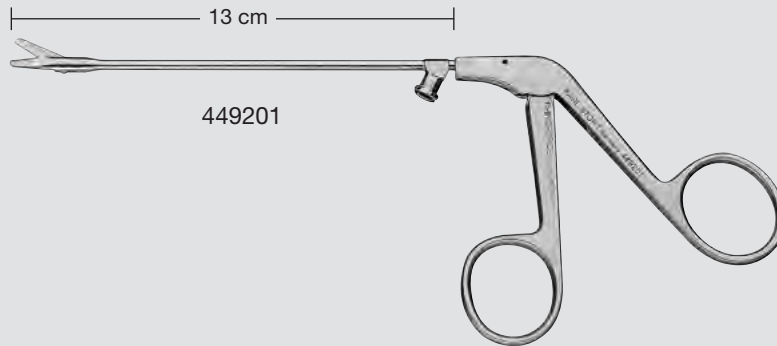


449001 HEYMANN **Nasal Scissors**, small, working length 9 cm
 449001 L **Nasal Scissors**, small, curved left, working length 9 cm
 449002 HEYMANN **Nasal Scissors**, medium (standard model), working length 9.5 cm
 449003 HEYMANN **Nasal Scissors**, large, working length 11 cm
 449012 HEYMANN **Nasal Scissors**, medium, serrated blades, working length 9.5 cm

Components/Spare Parts see chapter 16

Nose

Instruments for Rhinology and Rhinoplasty



449201



449201

RHINOFORCE® II Nasal Scissors, straight, with cleaning connector, working length 13 cm



449202

Same, curved to right



449203

Same, curved to left



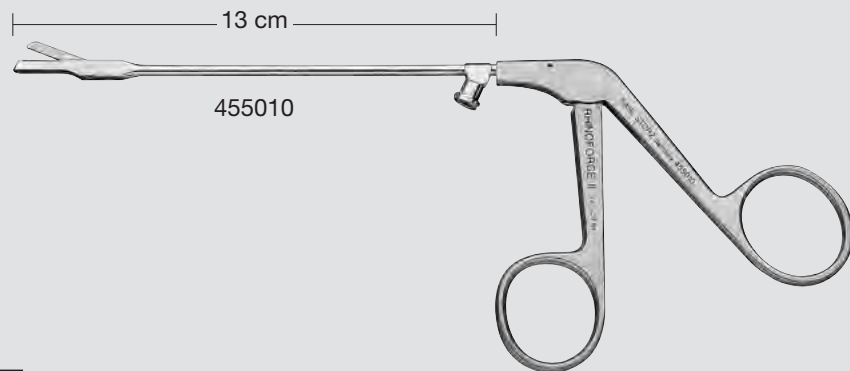
449204

RHINOFORCE® II Nasal Scissors, cutting blades curved upwards, to cut the anterior part of the middle turbinate in case of narrow nose and to prevent postoperative synechia, with cleaning connector, working length 13 cm




449205

Same, curved downwards



455010

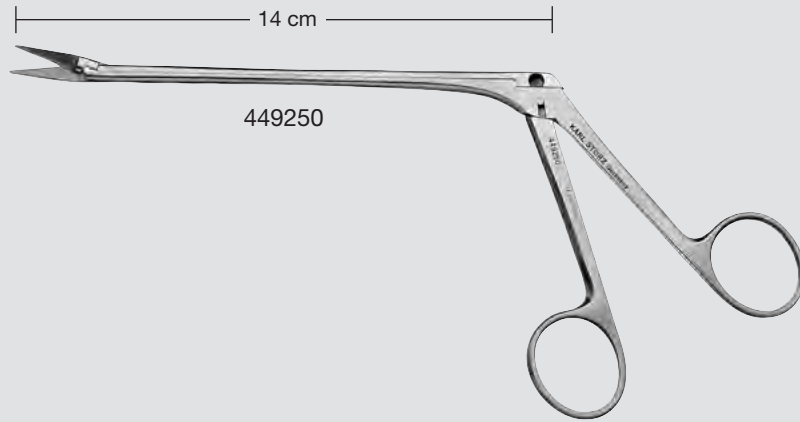


455010

STRUYCKEN RHINOFORCE® II Nasal Cutting Forceps, with cleaning connector, working length 13 cm

Nose

Instruments for Rhinology and Rhinoplasty



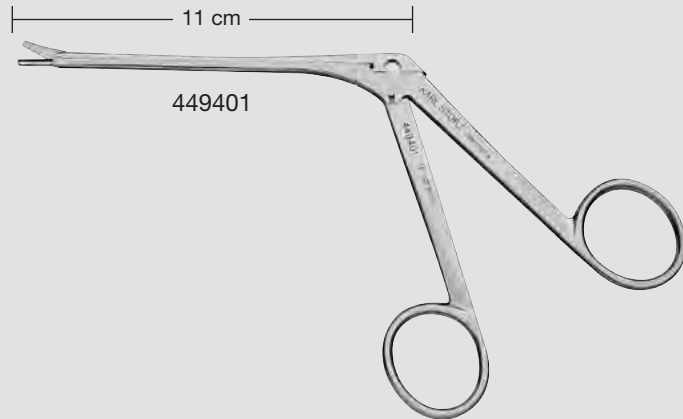
449250

Nasal Scissors, ZÜRICH model, straight, large model, cutting length 18 mm, working length 14 cm



449251

Same, small model, cutting length 12 mm, working length 12 cm



449401

Nasal Scissors, straight, slender model, serrated, cutting length 10 mm, working length 11 cm



449402

Same, curved to right

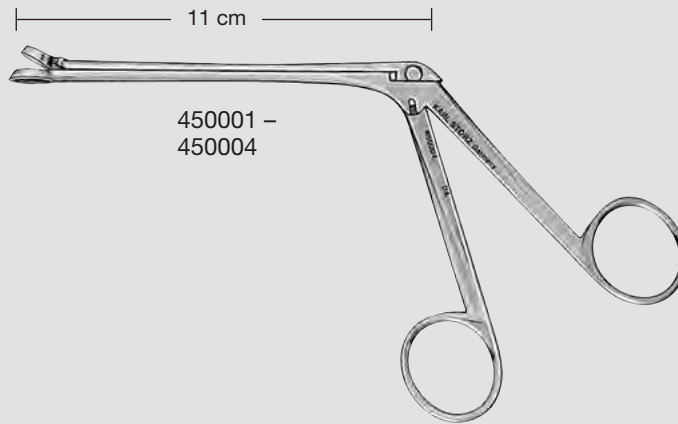


449403

Same, curved to left

Nose

Instruments for Rhinology and Rhinoplasty



450001

HARTMANN Nasal Cutting Forceps, round, size 1, working length 11 cm



450002

Same, size 2




450003

Same, size 3




450004

Same, size 4



453501

GRÜNWARD-HENKE Nasal Cutting Forceps, size 1, working length 11 cm



453502

Same, size 2



453711

WATSON-WILLIAMS Nasal Cutting Forceps, 45° upturned, extra delicate, with basket, size 1, working length 13 cm



453712

Same, without basket, size 2



454001

SCHMEDEN Nasal Cutting Forceps, size 1, working length 11 cm



454002

Same, size 2



454003

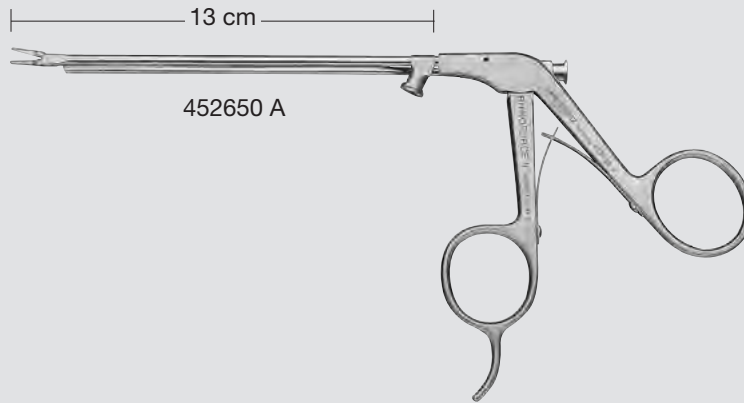
Same, size 3

Nose

Instruments for Rhinology and Rhinoplasty

MONTGOMERY-YOUNGS RHINOFORCE® II Clip Applicator,
for endonasal endoscopic sphenopalatine artery ligation

Winner of the 2006
Cutler Surgical Prize



The **Cutlers' Surgical Prize** is one of the most prestigious annual awards for innovation in the design or application of surgical instruments or techniques. The prize as well as the Clarke medal are awarded by the surgical association and the president of the Royal College of Surgeons of England.



452650 A MONTGOMERY-YOUNGS RHINOFORCE® II **Clip Applicator**, for endonasal endoscopic sphenopalatine artery ligation, with suction channel, handle with spring, straight, with cleaning connector, working length 13 cm, for use with Titanium Clips 8665 T



452650 C **Same**, jaws angled to the right













452650 D **Same**, jaws angled to the left

Nose

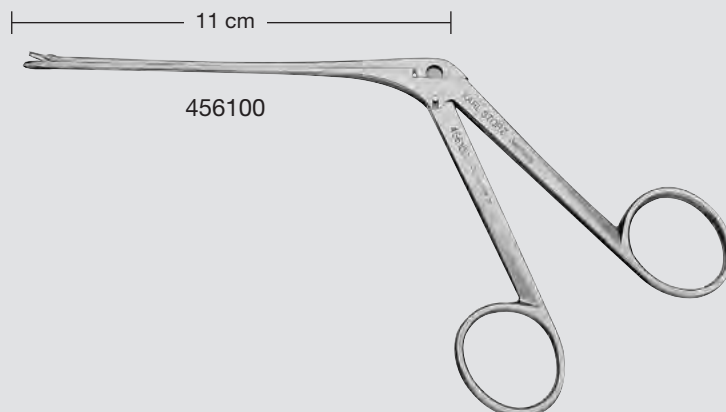
Instruments for Rhinology and Rhinoplasty












| | | |
|---|----------|--|
|  | 453508 | Nasal Forceps , straight, through-cutting, slender model, with flat jaws, bite 3 x 4 mm, working length 12.5 cm |
|  | 453508 K | Same , with foreign body basket |
|  | 453710 | Same , 45° upturned |
|  | 453509 | Nasal Forceps , straight, through-cutting, fine, bite 1.25 x 5 mm, working length 12.5 cm |
|  | 453510 | Same , robust model, small, bite 2.5 x 6.5 mm, working length 10.5 cm |
|  | 453511 | Same , robust model, large, bite 3 x 7.5 mm, working length 10.5 cm |
|  | 453721 | Nasal Forceps , 45° upturned, through-cutting, fine, bite 1.5 x 4 mm, working length 12.5 cm |
|  | 453722 | Same , robust model, small, bite 2.5 x 6.5 mm, working length 10.5 cm |
|  | 453723 | Same , robust model, medium size, bite 2.75 x 6 mm, working length 10.5 cm |
|  | 453724 | Same , robust model, large, bite 3 x 8 mm, working length 10.5 cm |

Nose

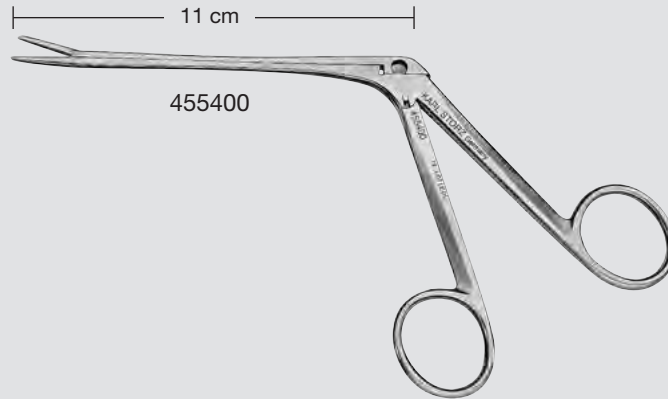
Instruments for Rhinology and Rhinoplasty



| | | |
|---|----------|--|
|  | 456100 | Nasal Forceps , straight, through-cutting, tissue-sparing, BLAKESLEY shape, width 2.5 mm, working length 11 cm |
|  | 456101 | Same , width 3.5 mm |
|  | 456102 | Same , width 4.2 mm |
|  | 456103 | Same , width 4.8 mm |
|  | 456111 R | Nasal Forceps , curved to right, through-cutting, tissue-sparing, BLAKESLEY shape, width 3.5 mm, working length 11 cm |
|  | 456111 L | Same , curved to left |
|  | 456120 | Nasal Forceps , 45° upturned, through-cutting, tissue-sparing, BLAKESLEY shape, width 2.5 mm, working length 11 cm |
|  | 456121 | Same , width 3.5 mm |
|  | 456122 | Same , width 4.2 mm |
|  | 456123 | Same , width 4.8 mm |

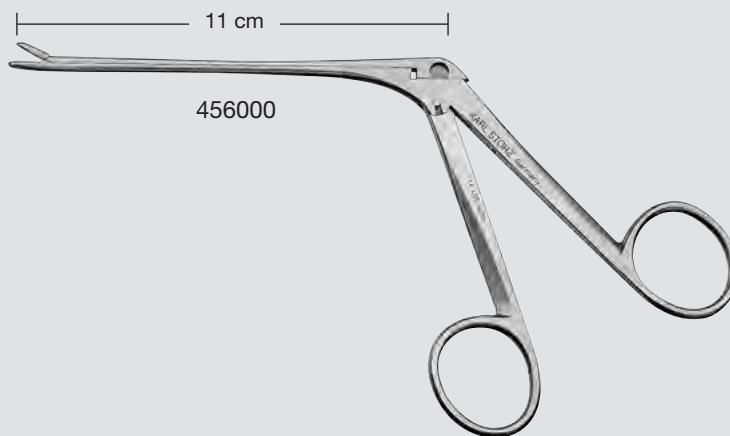
Nose

Instruments for Rhinology and Rhinoplasty



455400

NOYES-HARTMANN Nasal Forceps,
serrated jaws, working length 11 cm



456000

BLAKESLEY Nasal Forceps, straight,
size 0, working length 11 cm

456001

Same, size 1

456001 L

Same, size 1, working length 15 cm

456002

BLAKESLEY Nasal Forceps, straight,
size 2, working length 11 cm

456003

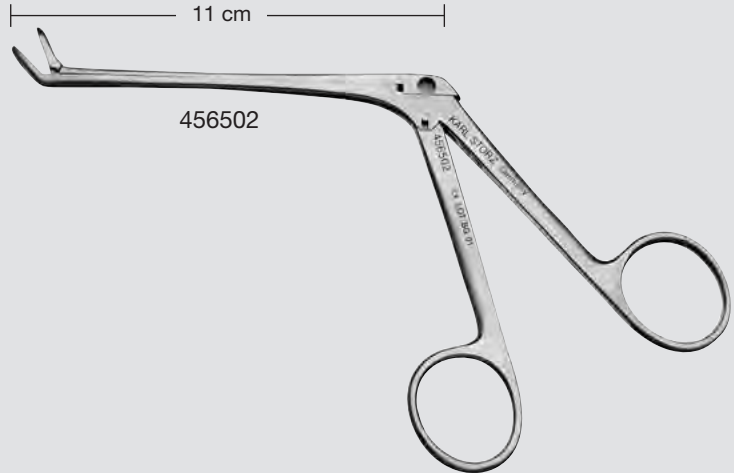
Same, size 3

456004

Same, size 4

Nose

Instruments for Rhinology and Rhinoplasty



456500

BLAKESLEY-WILDE Nasal Forceps,
45° upturned, size 0, working length 11 cm



456501

Same, size 1



456502

Same, size 2



456503

Same, size 3



456504

Same, size 4



456801

BLAKESLEY-WILDE Nasal Forceps,
90° upturned, size 1, working length 11 cm



456802

Same, size 2



456803

Same, size 3



456811

BLAKESLEY-WILDE Nasal Forceps,
90° upturned, slender, long jaws 3.5 x 12 mm,
working length 11 cm

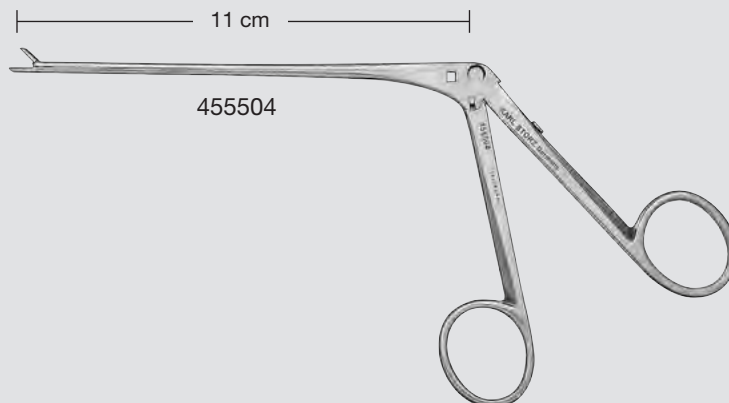


457720

BLAKESLEY-WIGAND Nasal Forceps,
60° upturned, long jaws 6 x 20 mm,
rounded tips, for grasping polyps and
adenoid rests, working length 11 cm

Nose

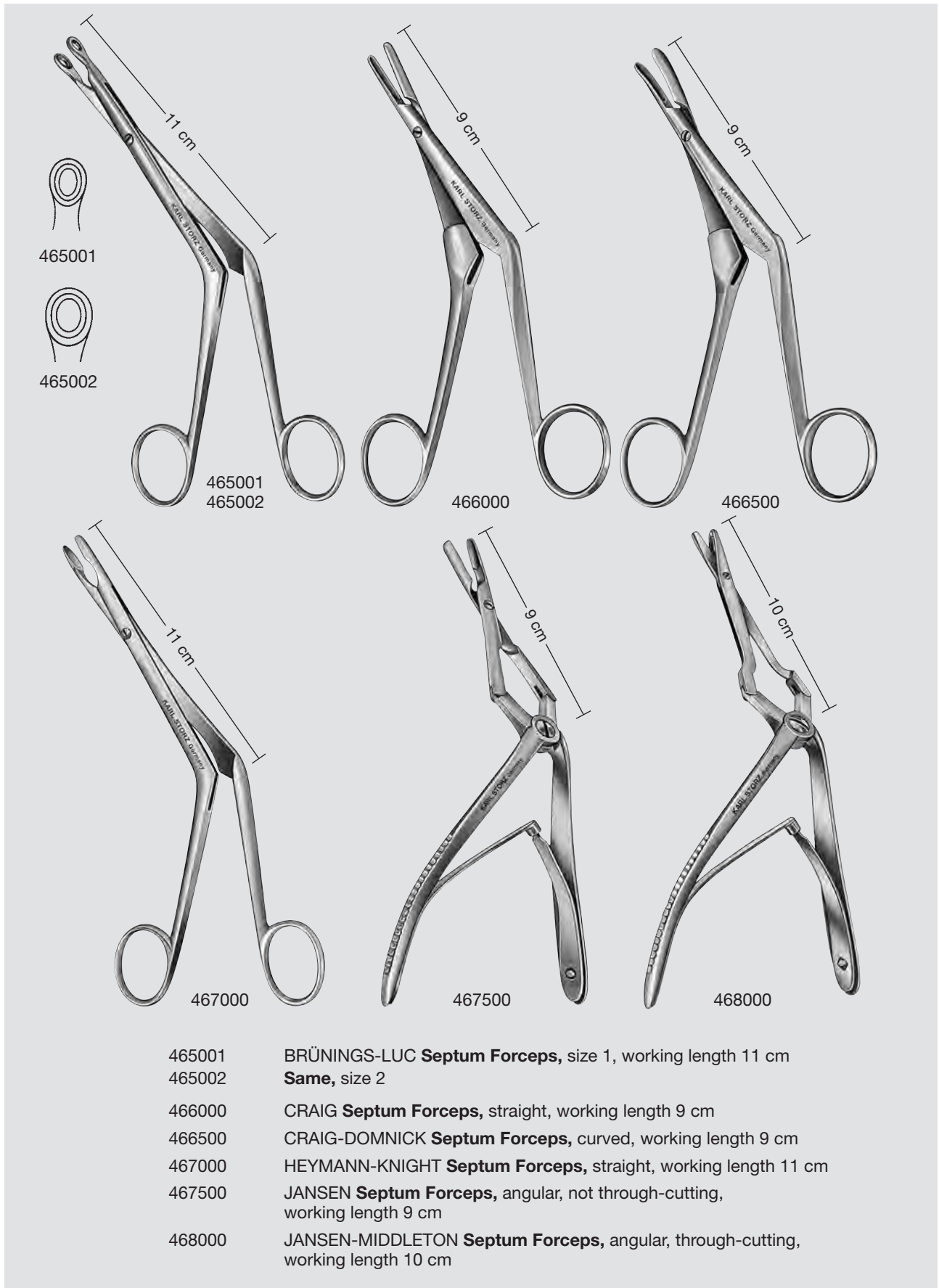
Instruments for Rhinology and Rhinoplasty



| | | |
|--|----------|---|
| | 455500 | TAKAHASHI Nasal Forceps , straight, working length 9.5 cm |
| | 455500 L | TAKAHASHI Nasal Forceps , straight, diameter 3 mm, working length 15 cm |
| | 455504 | TAKAHASHI Nasal Forceps , straight, delicate, working length 12.5 cm |
| | 457500 | WATSON-WILLIAMS Nasal Forceps , 45° upturned, working length 10 cm |
| | 457505 | WATSON-WILLIAMS Nasal Forceps , 45° upturned, delicate, oval cupped jaws, working length 12.5 cm |
| | 457700 | TAKAHASHI Nasal Forceps , 30° upturned, cupped jaws 9 x 2.5 mm, working length 10 cm |
| | 457711 | KAMEL Nasal Forceps , 45° upturned, cupped jaws 12 x 4 mm, working length 11 cm |
| | 457712 | Same , cupped jaws 20 x 4 mm |
| | 457820 | Nasal Forceps , 90° upturned, with fenestrated spoon jaws, 20 x 4 mm, working length 11 cm |
| | 458000 | WATSON-WILLIAMS Nasal Forceps , straight, with serrated jaws, working length 11 cm |
| | 489045 | FERRIS-SMITH Nasal Forceps , serrated, working length 11 cm |

Nose

Instruments for Rhinology and Rhinoplasty

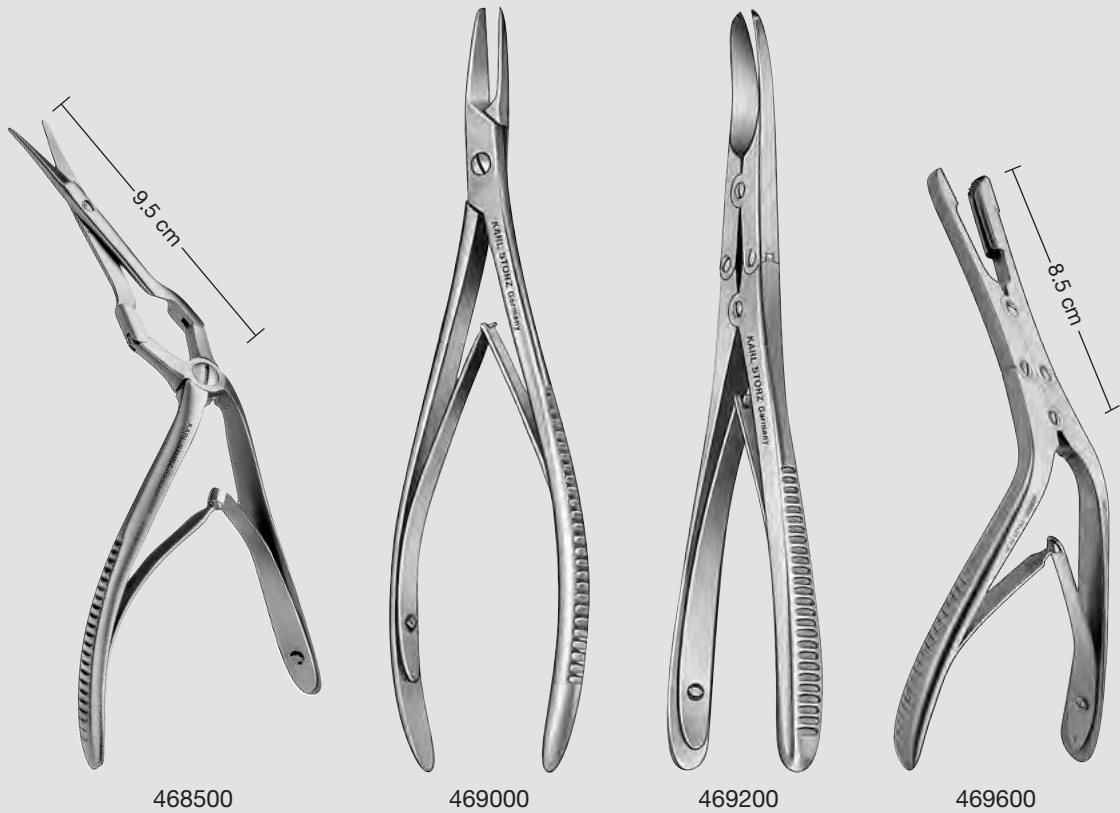


- 465001 BRÜNINGS-LUC **Septum Forceps**, size 1, working length 11 cm
- 465002 **Same**, size 2
- 466000 CRAIG **Septum Forceps**, straight, working length 9 cm
- 466500 CRAIG-DOMNICK **Septum Forceps**, curved, working length 9 cm
- 467000 HEYMANN-KNIGHT **Septum Forceps**, straight, working length 11 cm
- 467500 JANSEN **Septum Forceps**, angular, not through-cutting, working length 9 cm
- 468000 JANSEN-MIDDLETON **Septum Forceps**, angular, through-cutting, working length 10 cm

3-872

Nose

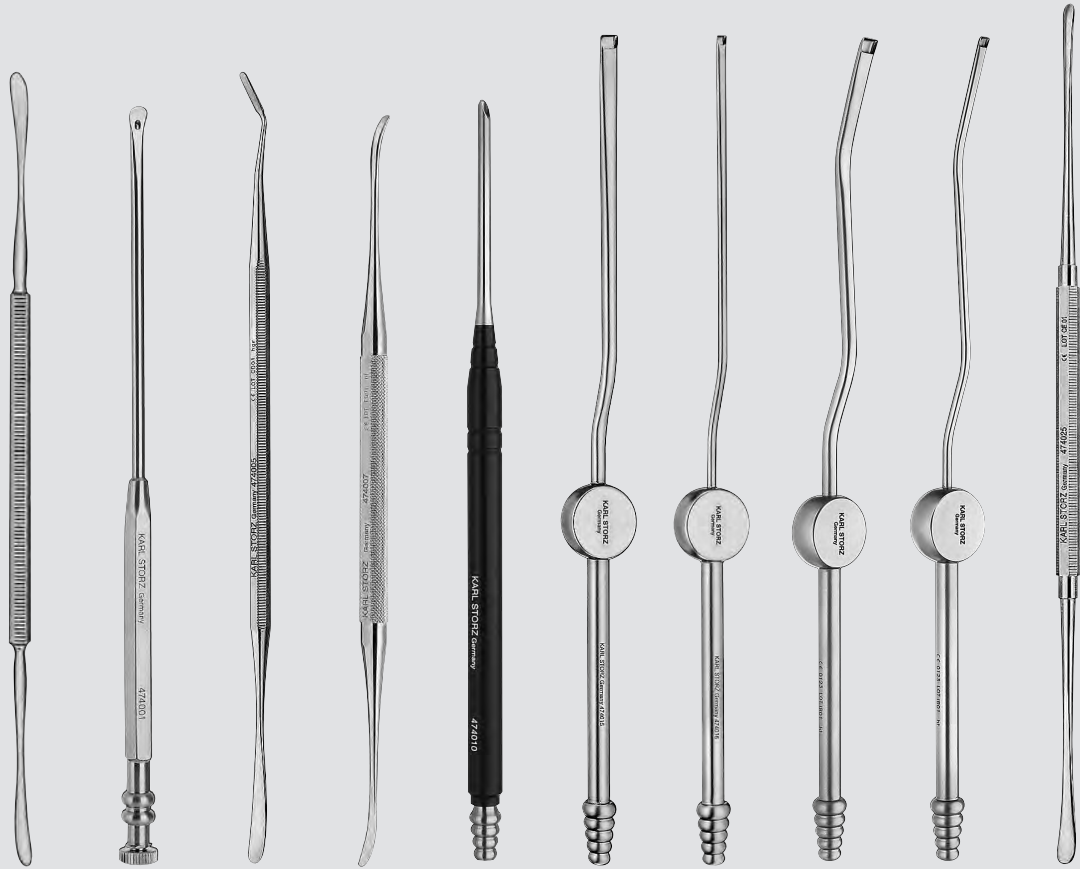
Instruments for Rhinology and Rhinoplasty



- 468500 BECKER-CAPLAN **Septum Scissors**, double action jaws, serrated, working length 9.5 cm
- 469000 KAZANJIAN **Forceps**, length 20 cm
- 469200 ROWLAND-MEYER **Nasal Hump Forceps**, double action jaws, curved blades, length 20 cm
- 469600 RUBIN **Septum Morcelizer**, with double joint, working length 8.5 cm

Nose

Instruments for Rhinology and Rhinoplasty




474000 474001 474005 474007 474010 474015 474016 474017 474018 474025

- 474000 **FREER Elevator**, double-ended, semisharp and blunt, length 20 cm
- 474001 **FREER Suction Elevator**, with stylet, length 19 cm
- 474005 **FREER-JACOBS Elevator**, double-ended, semisharp, one side slightly curved FREER elevator, width 5 mm, other side JACOBS elevator, angled 45°, width 2.5 mm, length 20 cm, for infundibulotomy
- 474007 **FREER-YASARGIL Elevator**, double-ended, length 18.5 cm
- 474010 **HARALDSSON Suction Elevator**, with rotatable tube olive, length 19 cm
- 474015 **CASTELNUOVO Suction Elevator**, flat tip, 5 x 1.8 mm, lateral suction opening, bayonet-shaped, with grip plate, length 21 cm
- 474016 **Same**, flat tip 3 x 1.8 mm
- NEW** 474017 **CASTELNUOVO Suction Elevator**, flat tip 5 x 1.8 mm, lateral suction opening, bayonet-shaped, distal end curved, with grip plate, length 21 cm
- NEW** 474018 **Same**, 3 x 1.8 mm
- 474025 **Elevator**, double-ended, both sides sharp, length 22 cm

Nose

Instruments for Rhinology and Rhinoplasty



474200



474205



474210

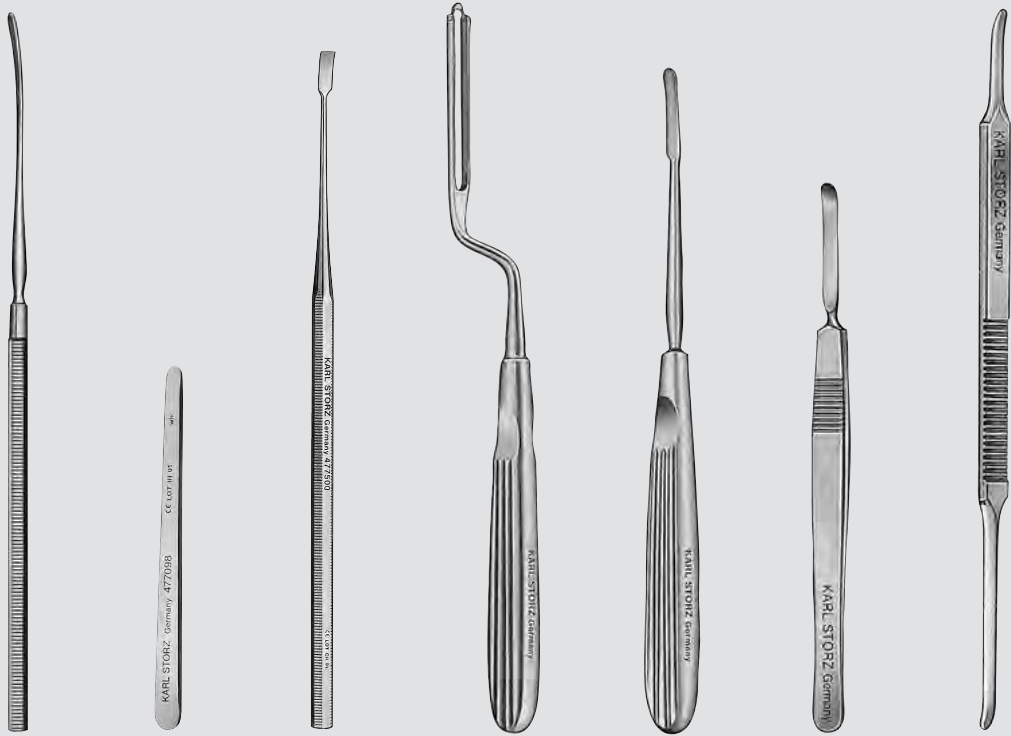


474519

- 474200 FREER-JOSEPH **Elevator**, double-ended, slender, semisharp and sharp, length 20 cm
- 474205 FREER-WEBER **Elevator**, double-ended, one side slightly curved FREER elevator, semisharp, other side strongly curved, sharp, length 19 cm
- 474210 HOWARTH **Elevator**, double-ended, sharp and blunt, length 21 cm
- 474519 KILLIAN **Elevator**, double-ended, standard model, sharp and blunt, length 19 cm

Nose

Instruments for Rhinology and Rhinoplasty

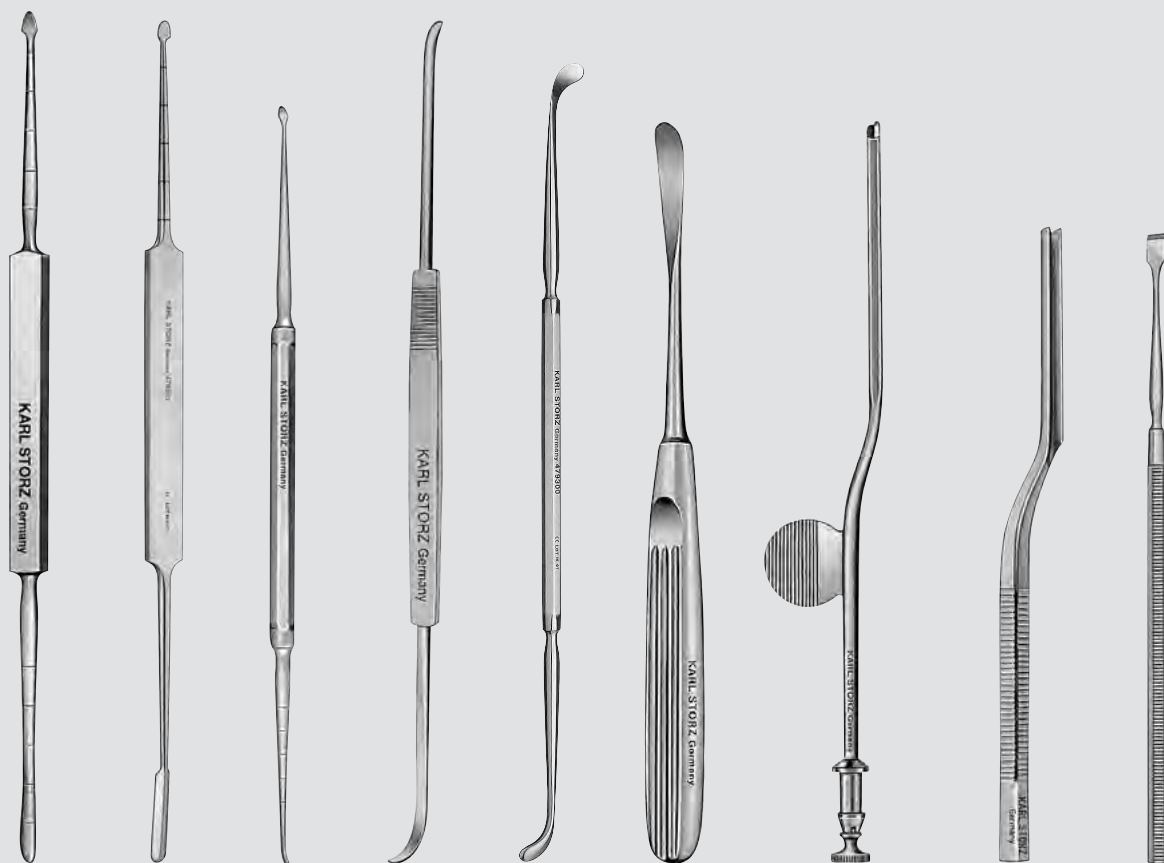


477004 477098 477500 477703
477704 478000 478303 –
478305 478400

- 477004 HALLE **Elevator**, blunt, width 4 mm, length 19 cm
- 477098 **Ala Dilator**, for preparation and cutting of nostril cartilage, graduated, width 5 x 8 mm, length 9.5 cm
- 477500 FREER **Raspatory**, curved, width 4 mm, length 18 cm
- 477703 BALLENGER **Swivel Knife**, bayonet-shaped, width 3 mm, length 19.5 cm
- 477704 **Same**, width 4 mm
- 478000 JOSEPH **Raspatory**, slightly curved, length 17.5 cm
- 478303 McKENTY **Raspatory**, width 3 mm, length 14.5 cm
- 478304 **Same**, width 4 mm
- 478305 **Same**, width 5 mm
- 478400 McKENTY **Elevator**, double-ended, width 4.5 and 5 mm, length 19 cm

Nose

Instruments for Rhinology and Rhinoplasty



479000 479010 479100 479200 479300 479408 479800 480000 480800

- 479000 **MASING Elevator**, double-ended, graduated, sharp and blunt, length 22.5 cm
- NEW** 479010 **FULEIHAN Elevator**, double-ended, one end JOSEPH elevator, other end sharp, graduated, length 22.5 cm
- 479100 **COTTLE Elevator**, double-ended, semisharp and blunt, graduated, length 20 cm
- 479200 **COTTLE Raspatory**, double-ended, for tunneling, length 22.5 cm
- 479300 **PENNINGTON Elevator**, double-ended, curved to the right and left, length 21 cm
- 479408 **COTTLE Raspatory**, slightly curved, width 8 mm, length 19.5 cm
- 479800 **Suction Raspatory**, with stylet, length 19.5 cm
- 480000 **KILLIAN-CLAUS Septum Chisel**, V-shaped cutting edge, length 16.5 cm
- 480800 **FREER Septum Chisel**, straight, length 16.5 cm

Nose

Instruments for Rhinology and Rhinoplasty




- 174200 COTTLE **Metal Mallet**, length 18 cm
- 174420 **Metal Mallet**, small model, diameter 20 mm, length 19.5 cm
- 174426 **Metal Mallet**, medium model, diameter 26 mm, length 19.5 cm
- 174430 **Metal Mallet**, large model, diameter 30 mm, length 19.5 cm
- 174700 **Metal Mallet**, with plastic replacement head, small, lightweight model, length 18 cm
- 174800 **Metal Mallet**, with plastic replacement head, length 22.5 cm
- 484003 COTTLE **Chisel**, flat, graduated, straight, width 3 mm, length 18.5 cm
- 484004 **Same**, width 4 mm
- 484006 **Same**, width 6 mm
- 484007 **Same**, width 7 mm
- 484009 **Same**, width 9 mm
- 484012 **Same**, width 12 mm
- 484106 COTTLE **Chisel**, flat, graduated, curved, width 6 mm, length 18.5 cm

Components/Spare Parts see chapter 16

Nose

Instruments for Rhinology and Rhinoplasty



- 484202 COTTLE **Crossbar Osteotome**, graduated, double-edged grinding, straight, width 2 mm, length 18.5 cm
- 484204 **Same**, width 4 mm
- 484206 **Same**, width 6 mm
- 484207 **Same**, width 7 mm
- 484209 **Same**, width 9 mm
- 484212 **Same**, width 12 mm
- 484224 COTTLE **Crossbar Osteotome**, graduated, double-edged grinding, straight, width 4 mm, length 18.5 cm
- 484226 **Same**, width 6 mm
- NEW** 484242 **Osteotome**, straight, double-edged grinding, width 2 mm, length 19 cm
- NEW** 484243 **Same**, width 3 mm
- NEW** 484244 **Same**, width 4 mm
- 487010 RUBIN **Osteotome**, flat, straight, double-edged grinding, rounded corners, with finger grip stabilizer, width of cut 10 mm, length 16.5 cm
- 487012 **Same**, width 12 mm
- 487014 **Same**, width 14 mm
- 487016 **Same**, width 16 mm

Nose

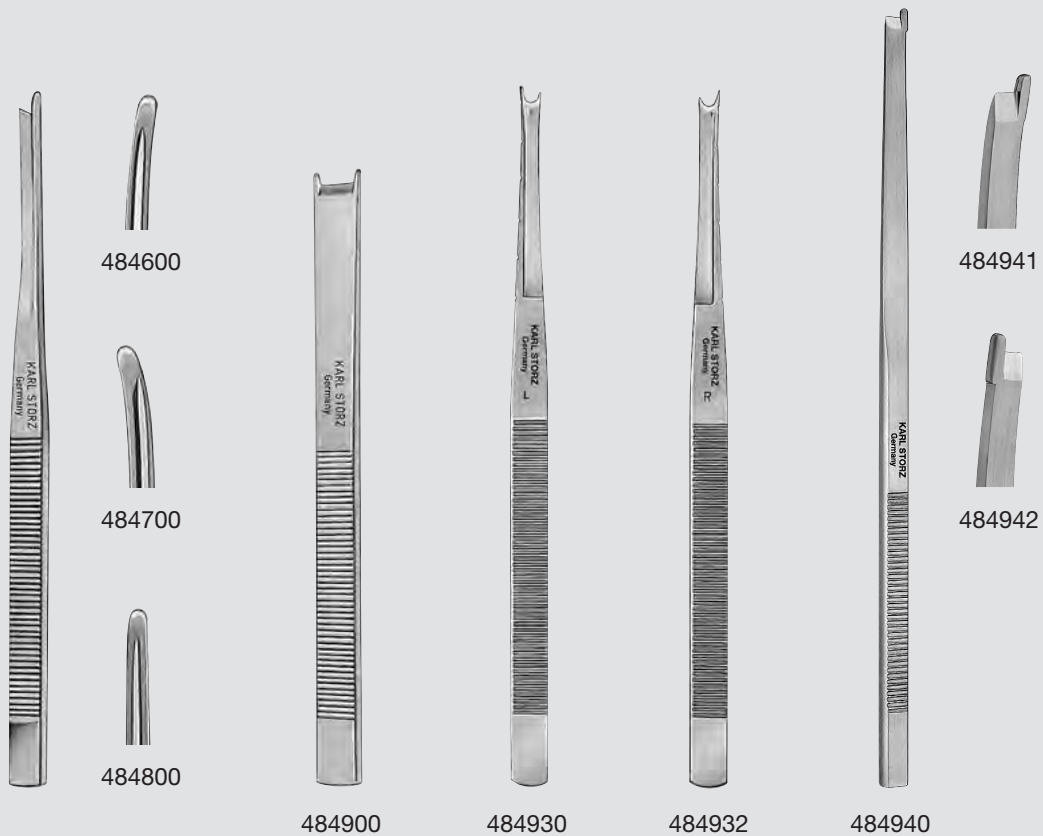
Instruments for Rhinology and Rhinoplasty



- 484304 COTTLE **Crossbar Chisel**, graduated, single-edged grinding, straight, width 4 mm, length 18.5 cm
- 484306 **Same**, width 6 mm
- 484404 COTTLE **Crossbar Chisel**, graduated, single-edged grinding, curved, width 4 mm, length 18.5 cm
- 484406 **Same**, width 6 mm
- 489017 COTTLE **Crossbar Osteotome**, graduated, double-edged grinding, with guard, width 5 mm, length 18.5 cm
- 489018 COTTLE **Crossbar Osteotome**, graduated, double-edged grinding, double-guarded, width of cut 10 mm, length 18.5 cm
- 489019 **Same**, width of cut 12 mm
- 489020 **Same**, width of cut 14 mm
- 489021 **Same**, width of cut 16 mm

Nose


Instruments for Rhinology and Rhinoplasty



- 484600 **MASING Chisel**, slightly curved, with rounded guard right side, length 18 cm
- 484700 **Same**, on left
- 484800 **Same**, straight
- 484900 **MASING Chisel**, straight, double-guarded, width of cut 10 mm, length 16 cm
- 484930 **GUASTELLA-EY Osteotome**, for lateral osteotomy, with medial rounded guard to protect tissue, concave polishing to prevent slipping, graduated, slightly curved, lateral guard left, length 18 cm
- 484932 **Same**, guard right
- 484940 **Osteotome**, with small guard, straight, length 20 cm
- 484941 **Same**, right
- 484942 **Same**, left

Nose


Instruments for Rhinology and Rhinoplasty



- 485011 McINDOE **Chisel**, hollow, width 11 mm, length 14.5 cm
- 485013 **Same**, width 13 mm
- 485015 **Same**, width 15 mm
- 486030 WALTER **Gouge**, hollow, width 3 mm, length 19 cm
- 486045 **Same**, width 4.5 mm
- 486102 WALTER **Osteotome**, flat, double-edged grinding, width 2 mm, length 19 cm
- 486103 **Same**, width 3 mm
- 486104 **Same**, width 4 mm
- 486107 **Same**, width 7 mm
- 486109 **Same**, width 9 mm
- 486112 **Same**, width 12 mm
- 486102 SB **Osteotome**, flat, double-edged grinding, with enlarged distal finger grip plate, width 2 mm, length 19 cm
- 486103 SB **Same**, width 3 mm
- 486104 SB **Same**, width 4 mm
- 486107 SB **Same**, width 7 mm

Nose

Instruments for Rhinology and Rhinoplasty



- 486222 BEHRBOHM-WALTER **Micro Osteotome**, extra delicate, long flat blade, double-edged grinding, with round ergonomic handle and finger grip plate, width 2 mm, length 19 cm
- 486223 **Same**, width 3 mm
- 486224 **Same**, width 4 mm
- 486243 BEHRBOHM-WALTER **Micro Osteotome**, curved, extra delicate, with special double cut, with round ergonomic handle and finger grip plate, width 3 mm, length 19 cm
- 486253 BEHRBOHM-WALTER **Double Concave Hollow Osteotome**, extra delicate, with special double-edged grinding, double-guarded, with round ergonomic handle and finger grip plate, width 3 mm, length 19 cm
- 486254 **Same**, width 4.5 mm

Nose

Instruments for Rhinology and Rhinoplasty



492900



493000



494500



496800
496801

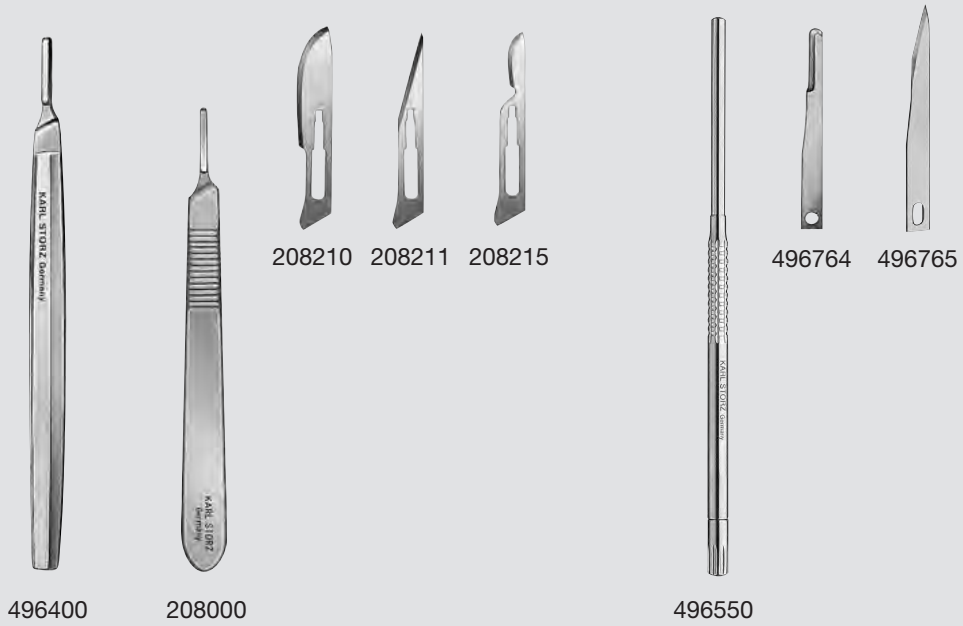


496900

- 492900 **FREER Nasal Knife**, rounded edge, length 16.5 cm
- 493000 **COTTLE Nasal Knife**, rounded edge, length 14 cm
- 494500 **JOSEPH Knife**, curved, backward cutting, double beveled, length 15 cm
- 496800 **Nasal Knife**, curved, roundly tipped blade, width 4.5 mm, length 13.5 cm
- 496801 **Same**, straight
- 496900 **MASING Nasal Knife**, curved, roundly tipped blade, length 14 cm

Nose

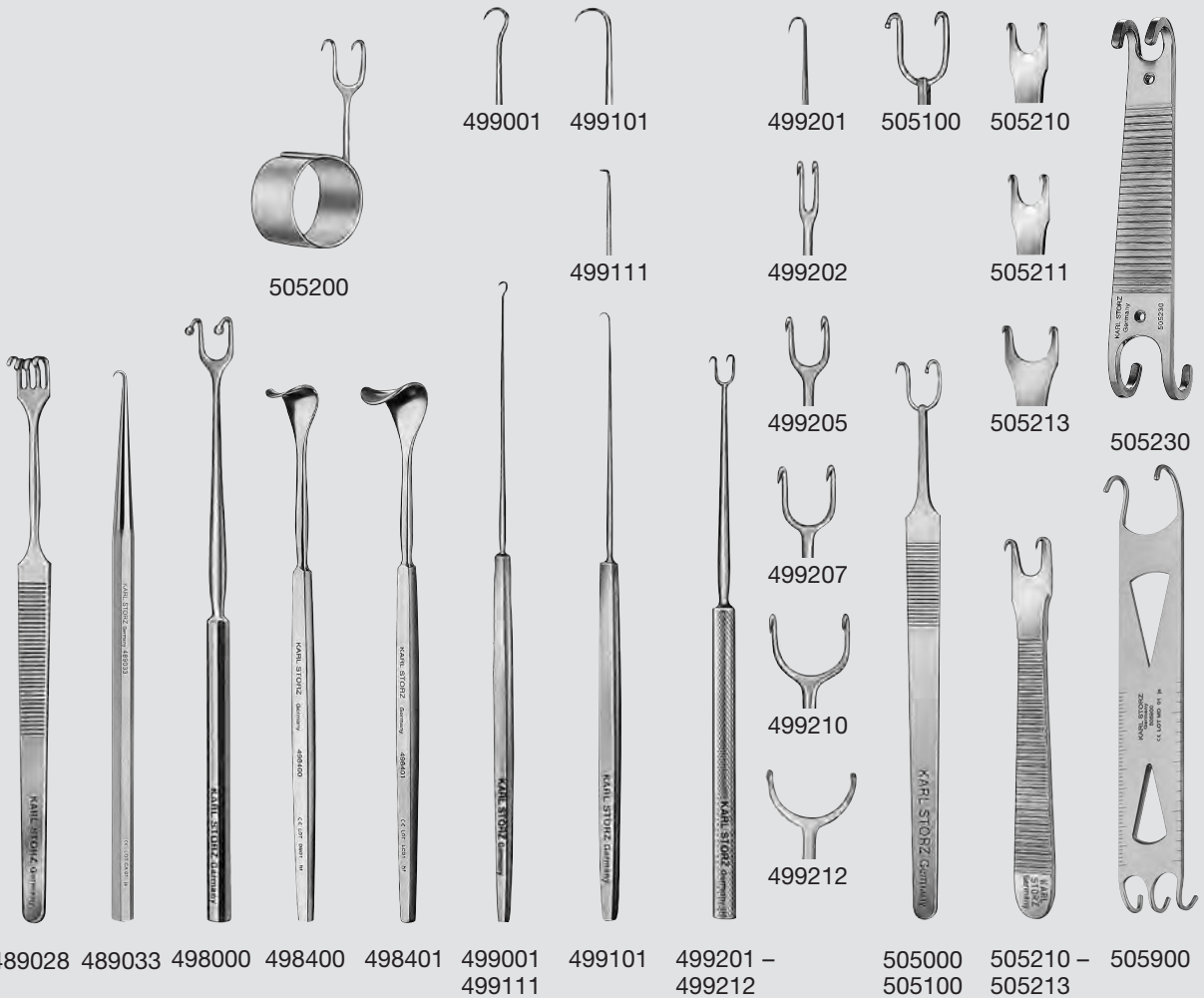
Instruments for Rhinology and Rhinoplasty



- 496400 **MASING Surgical Handle**, length 14 cm,
for Blades 208010 – 15, 208210 – 15
- 208000 **Surgical Handle**, Fig. 3, length 12.5 cm,
for Blades 208010 – 15, 208210 – 15
- 208210 **Blade**, Fig. 10, sterile, package of 100
- 208211 **Same**, Fig. 11
- 208215 **Same**, Fig. 15
- NEW** 496550 **Surgical Handle**, for miniature blades, round,
length 16.5 cm, for Blades 496764 – 65
- 496764 **Miniature Blade**, Fig. 64, round, sterile,
package of 25
- 496765 **Same**, Fig. 65, pointed

Nose

Instruments for Rhinology and Rhinoplasty



- 489028 COTTLE **Retractor**, with 4 prongs, blunt, length 15 cm
- 489033 **Hook**, single, robust version, curved 180°, length 14 cm
- 498000 JOSEPH **Retractor**, length 15.5 cm
- 498400 COTTLE **Retractor**, narrow (standard model), length 14 cm
- 498401 COTTLE **Retractor**, wide, length 14 cm
- 499001 KILNER-GILLIES **Hook**, one prong, small curve, length 17 cm
- 499101 **Hook**, one prong, large curve, length 16.5 cm
- 499111 **Hook**, one prong, angled 90°, length 16.5 cm
- 499201 JOSEPH **Hook**, one prong, sharp, large curve, length 15 cm
- 499202 JOSEPH **Double Hook**, sharp, width 2 mm, length 15 cm
- 499205 **Same**, width 5 mm
- 499207 **Same**, width 7 mm
- 499210 **Same**, width 10 mm
- 499212 **Same**, small curve, width 12 mm

- 505000 COTTLE **Retractor**, two prongs, sharp prong on left, blunt prong on right, width 10 mm, length 14.5 cm
- 505100 **Same**, sharp prong on right, blunt prong on left
- 505200 COTTLE **Retractor**, two prongs, sharp, with thimble, width 10 mm, length 5.5 cm
- 505210 KILNER **Ala Retractor**, two prongs, sharp, width 10 mm, length 8.5 cm
- 505211 **Same**, blunt
- 505213 KILNER **Ala Retractor**, two prongs, sharp, width 13 mm, length 8.5 cm
- 505230 HARALDSSON **Double Hook**, two prongs, blunt, width 10 and 14 mm, length 8 cm
- 505900 FULEIHAN **Double Retractor**, two and three prongs, blunt, with special cut-outs for cartilage treatment and scales, length 10 cm

Nose

Instruments for Rhinology and Rhinoplasty

505600 505610 505700 505800 505805
505806

506000 506010 506020

506400 506496 506496

3-99s

Components/Spare Parts see chapter 16

- 505600 SENN **Retractor**, double-ended, blunt, length 15 cm
- 505610 SENN-MÜLLER **Retractor**, double-ended, one side with 3 sharp prongs, other side with blunt blade, length 16 cm
- 505700 COTTLE **Knife Guide and Retractor**, one side with two-pronged nostril retractor, other side with flat retractor, with duct for guide of cut, length 19 cm
- 505800 NEIVERT **Knife Guide and Retractor**, made of wire, one side with nostril retractor, other side with flat retractor, length 18 cm
- 505805 RETTINGER-NEIVERT **Knife Guide and Retractor**, made of wire, one side with nostril retractor, width 13 mm, other side with flat retractor, with duct for guide of cut, length 18 cm
- 505806 **Same**, width 17 mm
- 506000 WALTER **Nasal Retractor**, double-ended, one side with retractor, width of retractor blade 12 mm, length of retractor blade 45 mm, other side with two pronged retractor for nasal wings, length 12.5 cm
- 506010 FULEIHAN **Nasal Retractor**, blade oval fenestrated, width of retractor blade 12 mm, length of retractor blade 53 mm, length 10 cm
- 506020 RETTINGER **Nasal Retractor**, width of retractor blade 11.5 mm, length of retractor blade 45 mm, with flat handle, length 10 cm
- 506400 AUFRICHT **Nasal Retractor**, width of retractor blade 8 mm, length of retractor blade 40 mm, length 16.5 cm
- 506496 **Same**, with fiber optic light carrier

Nose

Instruments for Rhinology and Rhinoplasty

“The Diamond Standard®” Scissors

Special Features:

- Scissors with ultimate cutting quality
- Very fine-toothed upper blade prevents slipping of cut material
- Razor-sharp lower blade ensures easy and efficient cutting
- Color code: one gold-plated handle ring
- Some models are available with tungsten carbide inserts, color code: one black handle ring, one gold-plated handle ring

Scissors with titanium nitride coating

Special Features:

- Enhanced gliding properties
- Increased tool life
- More durable surface
- Color code: copper
- Some models are available with tungsten carbide inserts



- 449002 DS HEYMANN **Nasal Scissors**, medium (standard model), working length 9.5 cm, color code: one gold-plated handle ring
- 511010 DS **Scissors**, extra delicate, straight, sharp/sharp, length 10.5 cm, color code: one gold-plated handle ring
- 511010 DST **Same**, with titanium nitride coating, color code: copper
- 511210 DS **Scissors**, extra delicate, curved, sharp/sharp, length 10.5 cm, color code: one gold-plated handle ring
- 511210 DST **Same**, with titanium nitride coating, color code: copper

- 511414 DS **JOSEPH Scissors**, curved, length 14 cm, color code: one gold-plated handle ring
- 511414 DST **Same**, with titanium nitride coating, color code: copper
- 511514 DS **METZENBAUM Scissors**, curved, length 14.5 cm, color code: one gold-plated handle ring
- 511514 DST **Same**, with titanium nitride coating, color code: copper
- 511812 DST **KILNER Scissors**, with tungsten carbide inserts, curved, flat end, with titanium nitride coating, length 12.5 cm, color code: copper

Nose

Instruments for Rhinology and Rhinoplasty

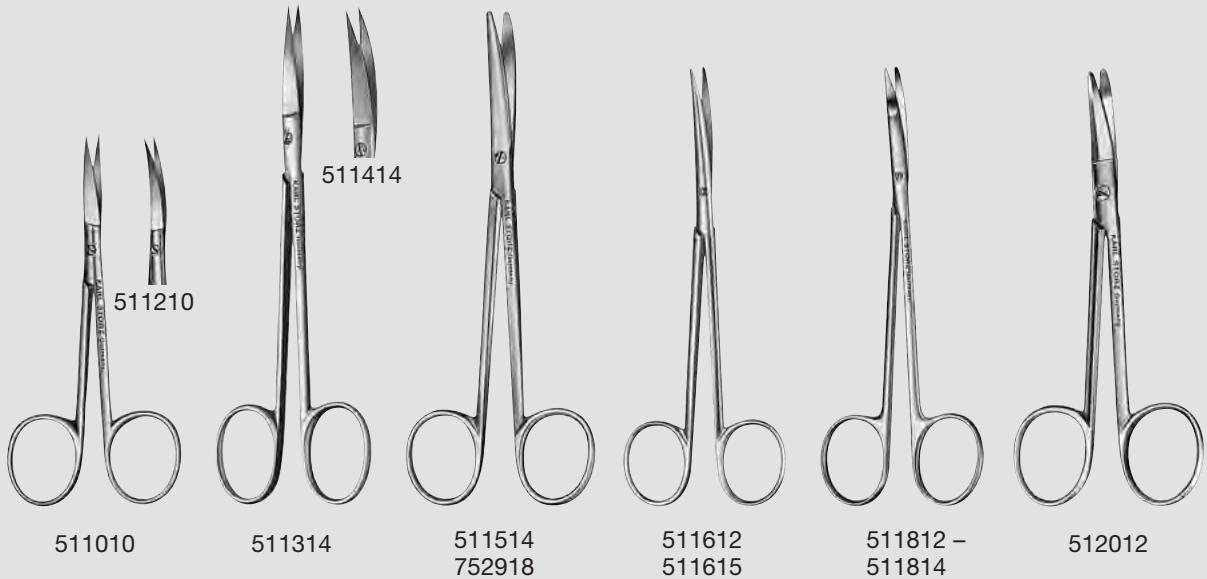


- 512310 DS **Scissors**, with tungsten carbide inserts, straight, sharp/sharp, length 11.5 cm, color code: one black handle ring, one gold-plated handle ring
- 512311 DS **Same**, curved
- 512311 DST **Same**, curved, with titanium nitride coating, color code: copper
- 512511 DS **Scissors**, with tungsten carbide inserts, curved, blunt/blunt, extra fine, length 11 cm, color code: one black handle ring, one gold-plated handle ring
- 512614 DS **METZENBAUM Scissors**, with tungsten carbide inserts, curved, length 14.5 cm, color code: one black handle ring, one gold-plated handle ring
- 512614 DST **Same**, with titanium nitride coating, color code: copper
- 512618 DS **METZENBAUM Scissors**, with tungsten carbide inserts, curved, length 18 cm, color code: one black handle ring, one gold-plated handle ring
- 512618 DST **Same**, with titanium nitride coating, color code: copper

- 512718 DS **METZENBAUM Scissors**, robust, with tungsten carbide inserts, curved, length 18 cm, color code: one black handle ring, one gold-plated handle ring
- 513200 DS **WALTER Angular Scissors**, length 10 cm, color code: one gold-plated handle ring
- 513200 DST **Same**, with titanium nitride coating, color code: copper
- 513410 DS **COTTLE Scissors**, curved, length 10.5 cm, color code: one gold-plated handle ring
- 513410 DST **Same**, with titanium nitride coating, color code: copper
- 513512 DS **Scissors**, sharp/sharp, length 12 cm, color code: one gold-plated handle ring
- 513700 DS **FOMON Scissors**, curved surface, slender, working length 6.5 cm, color code: one gold-plated handle ring

Nose

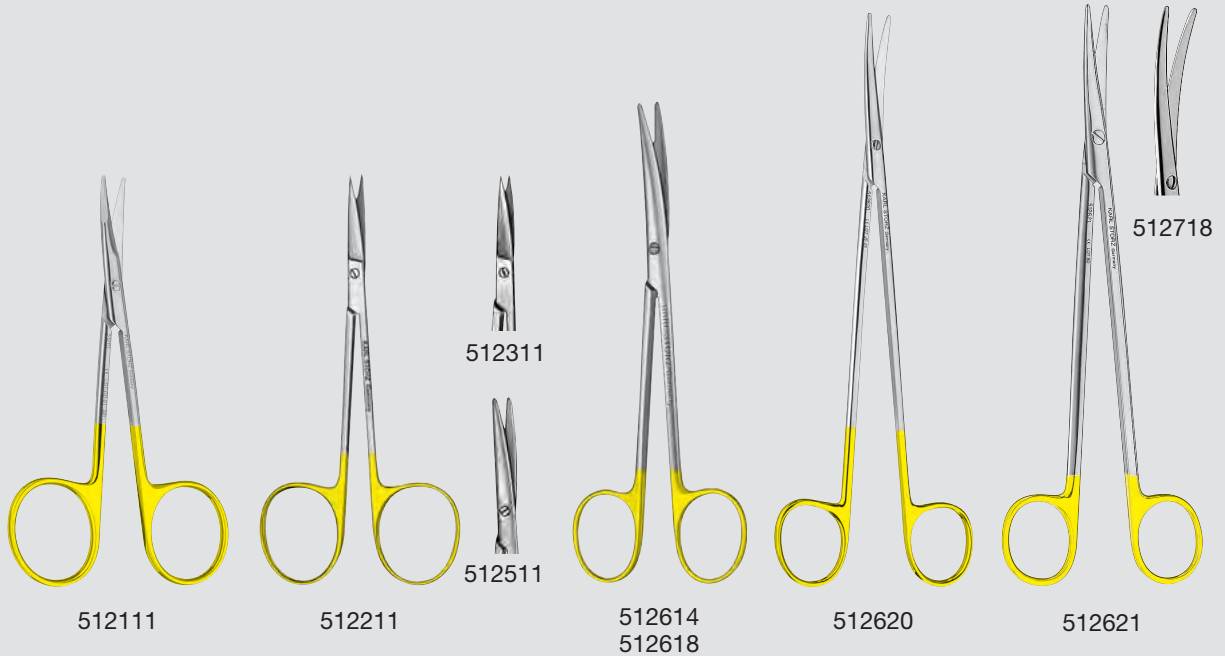
Instruments for Rhinology and Rhinoplasty



- | | |
|--------|--|
| 511010 | Scissors , extra delicate, straight, length 10 cm |
| 511210 | Same , curved |
| 511314 | JOSEPH Scissors , straight, length 14 cm |
| 511414 | Same , curved |
| 511514 | METZENBAUM Scissors , curved, length 14 cm |
| 752918 | Same , length 18 cm |
| 511612 | METZENBAUM-LAHEY Scissors , curved, extra slender, length 12 cm |
| 511615 | Same , length 15 cm |
| 511812 | KILNER Scissors , curved, flat end, length 12.5 cm |
| 511814 | Same , length 14 cm |
| 512012 | FOMON Scissors , curved, length 12 cm |

Nose

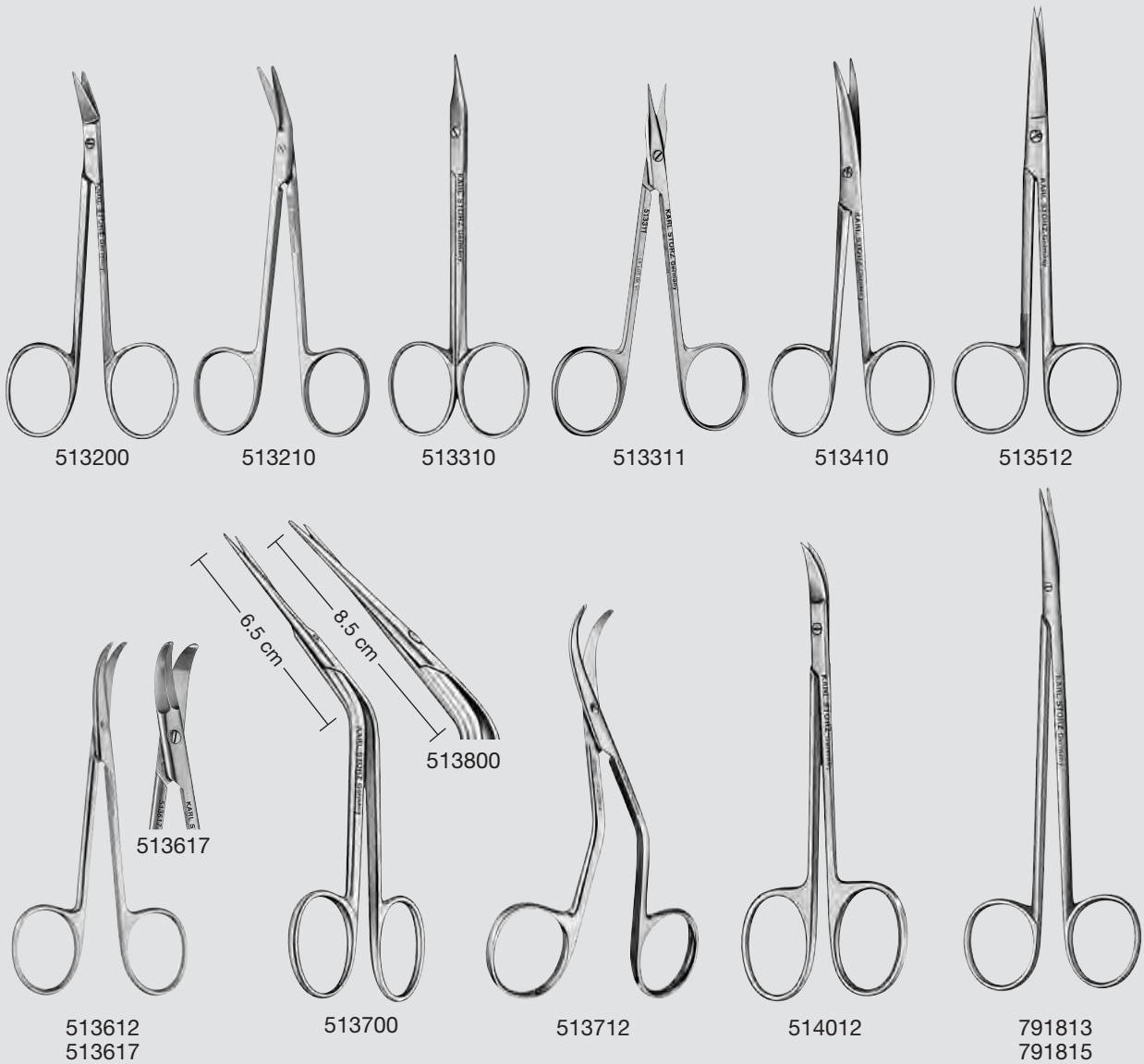
Instruments for Rhinology and Rhinoplasty



- 512111 **Scissors**, with tungsten carbide inserts, blunt/blunt, curved, double-edged grinding, semisharp outer edge for dissection, length 11.5 cm
- 512211 **Scissors**, with tungsten carbide inserts, straight, sharp/sharp, length 11 cm
- 512311 **Same**, curved
- 512511 **Same**, blunt/blunt, curved
- 512614 METZENBAUM **Scissors**, with tungsten carbide inserts, curved, length 14 cm
- 512618 **Same**, length 18 cm
- 512620 METZENBAUM **Scissors**, delicate, with tungsten carbide inserts, curved, length 20 cm
- 512621 **Same**, robust model
- 512718 METZENBAUM **Scissors**, with tungsten carbide inserts, curved, robust model, length 18 cm

Nose

Instruments for Rhinology and Rhinoplasty

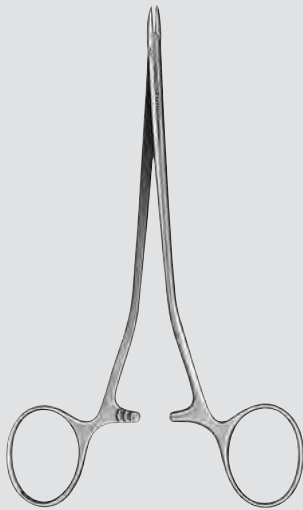


- 513200 **WALTER Scissors**, angled, length 10 cm
- 513210 **Scissors**, angled, blunt, length 10 cm
- 513310 **STEVENS Scissors**, curved, length 10.5 cm
- 513311 **Same**, straight
- 513410 **COTTLE Scissors**, curved, length 10.5 cm
- 513512 **Scissors**, straight, length 12 cm
- 513612 **FOMON Lower Lateral Scissors**, strongly curved, length 12 cm
- 513617 **Same**, length 17 cm

- 513700 **FOMON Dorsal Scissors**, angular, serrated blades, slender, working length 6.5 cm
- 513712 **FOMON Lower Lateral Scissors**, S-shaped, strongly curved blades, handles 45° angled downwards, length 11.5 cm
- 513800 **COTTLE Dorsal Scissors**, angular, serrated blades, robust, working length 8.5 cm
- 514012 **CHADWICK Scissors**, curved, length 12.5 cm
- 791813 **REYNOLDS Scissors**, curved, delicate tips, length 13 cm
- 791815 **Same**, length 15 cm

Nose

Instruments for Rhinology and Rhinoplasty



515017



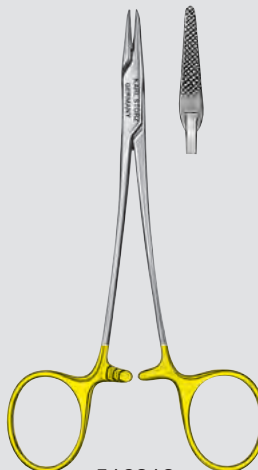
515217



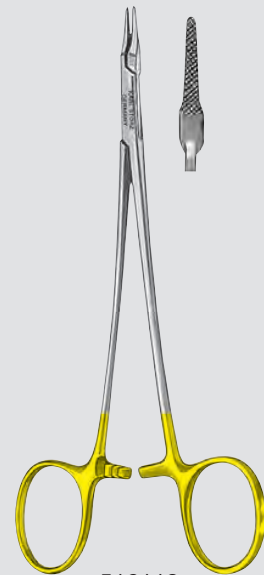
515515



516012



516013
516015



516113
516117

515017 **Needle Holder**, extra delicate, slight spring action, length 17 cm

515217 **Needle Holder**, intranasal, angled 30°, tungsten carbide inserts, length 17 cm

515515 **CRILE-WOOD Needle Holder**, length 15 cm

516012

HALSEY Needle Holder, tungsten carbide inserts, length 12 cm

516013

Needle Holder, tungsten carbide inserts, length 13 cm

516015

Same, length 15 cm

516113

RYDER Needle Holder, tungsten carbide inserts, extra delicate, length 13 cm

516115

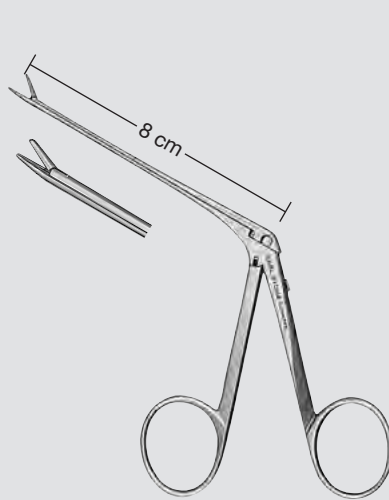
Same, length 15 cm

516117

Same, length 17 cm

Nose

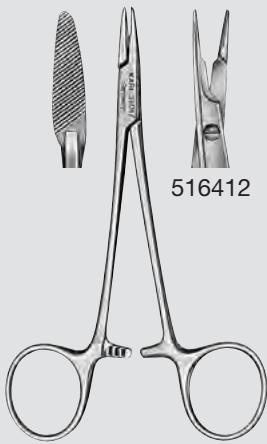
Instruments for Rhinology and Rhinoplasty



517000



517200



516513



517500



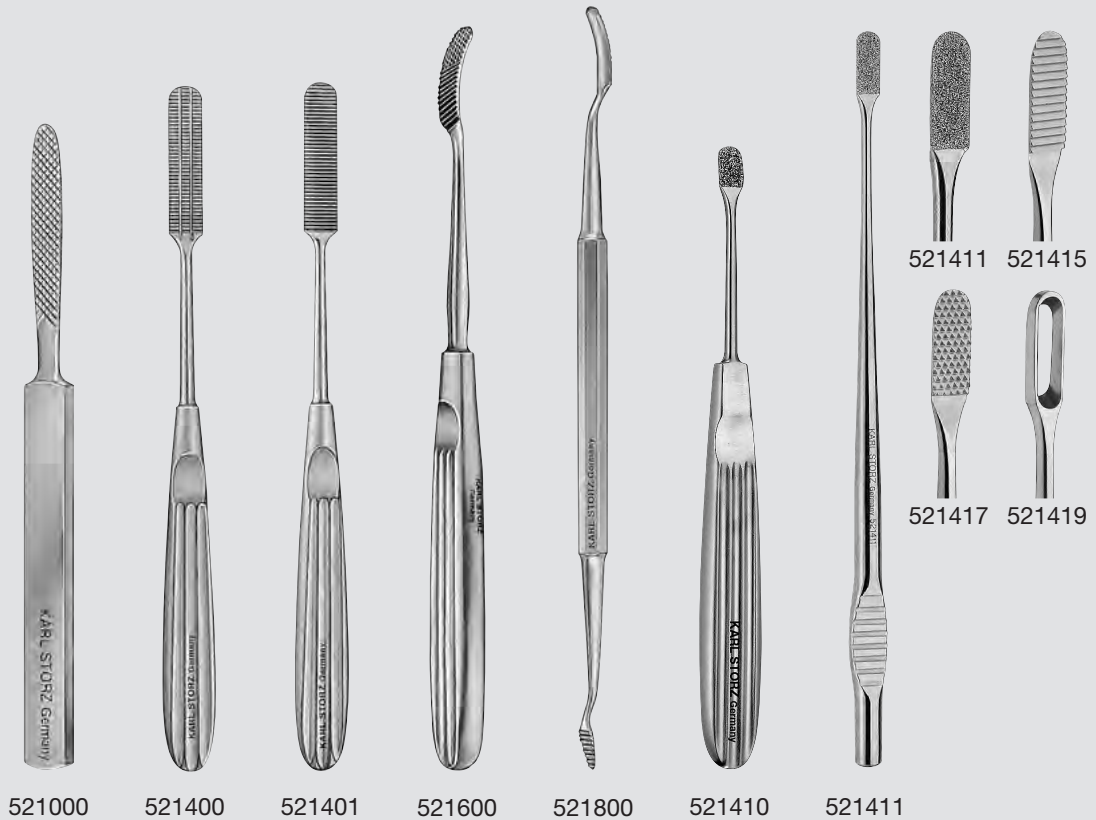
799016

- 516412 **OLSEN-HEGAR Needle Holder and Scissors**, tungsten carbide inserts, delicate, length 12 cm
- 516513 **NEIVERT-MASING Needle Holder**, thumb ring upturned, one jaw with groove, length 13 cm
- 517000 **MASING Needle Holder**, ear forceps shape, intranasal, smooth jaws, working length 8 cm

- 517200 **Needle Holder**, intranasal, handle angled 30°, tungsten carbide inserts, working length 12.5 cm
- 517500 **Wire Twister Ligature Forceps**, with tungsten carbide inserts, length 15 cm
- 799016 **DRAF Micro Needle Holder**, extra fine, coated jaws, matt finish, polished handle rings, length 16.5 cm

Nose


Instruments for Rhinology and Rhinoplasty



- 521000 **JOSEPH Nasal Rasp**, length 17 cm
- 521400 **MALTZ Nasal Rasp**, coarse teeth, cuts with traction, with two grooves, length 18.5 cm
- 521401 **Same**, without grooves
- 521600 **AUFRICHT Glabella Rasp**, curved, cuts with pressure and traction, length 20 cm
- 521800 **GLABELLA Rasp**, double-ended, cuts with traction, length 20.5 cm
- 521410 **RAUNIG Rasp**, diamond coated, rasp blade 6 x 10 mm, length 16.5 cm
- 521411 **BEHRBOHM Rasp**, diamond coated, rasp blade 6 x 15 mm, length 18 cm
- 521415 **BEHRBOHM Rasp**, coarse teeth, cuts with traction, rasp blade 6 x 15 mm, length 18 cm
- 521417 **BEHRBOHM Rasp**, crosscut, cuts with traction, rasp blade 6 x 15 mm, length 18 cm
- 521419 **BEHRBOHM Curette**, 6 x 15 mm, length 18 cm

Nose

Instruments for Rhinology and Rhinoplasty



- 523000 JOSEPH **Nasal Saw**, crosswise toothed, bayonet-shaped, right, length 18.5 cm
- 523100 **Same**, left
- 523600 **Nasal Rasp**, double-ended, fine, length 21.5 cm
- 523700 **Same**, coarse (rasp)
- NEW** 523800 **RAUNIG Nasal Rasp**, double-ended, with diamond coating, length 21.5 cm
- 523812 **Nasal Rasp**, tungsten carbide, double-ended, rasp blades Fig. 1 and 2, coarse, length 20.5 cm
- 523834 **Same**, rasp blades Fig. 3 and 4, coarse and medium
- 523856 **Same**, rasp blades Fig. 5 and 6, medium
- 523878 **Same**, rasp blades Fig. 7 and 8, medium and fine
- 523891 **Same**, rasp blades Fig. 9 and 10, fine

Nose

Instruments for Rhinology and Rhinoplasty



523900



523905



523913



523910
523920



524110 – 524310



524302

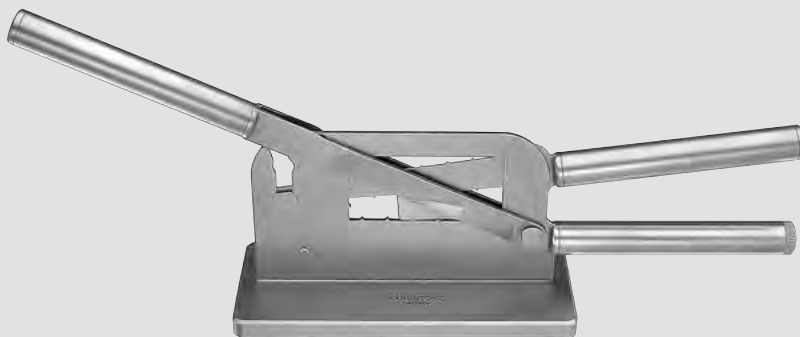
- 523900 COTTLE **Bone Crusher**, with clip, crusher size 5 x 1.5 cm
- NEW** 523905 **Bone Crusher**, large model, with clip, crusher size 5 x 3 cm
- 523910 TOLSDORFF **Bone and Cartilage Crusher**, round, to press pieces of bone up to 4 cm diameter evenly extended in all directions
- 523920 RETTINGER-TOLSDORFF **Same**, with coarse surface
- 523913 **Metal Tray**, for preparing cartilage and bone, with hole for towel forceps, size 10 x 15 cm
- 524110 **Nasal Splint**, DENVER model, aluminium, padded, with self-adhesive underside, small, size 56 x 30 mm, package of 10
- 524210 **Same**, medium, size 64 x 36 mm
- 524310 **Same**, large, size 66 x 45 mm
- 524302 **Nasal Splint**, aluminium, padded, with self-adhesive underside, large, with forehead extension, size 83 x 77 mm, package of 5

Components/Spare Parts see chapter 16

SCHMÄL CARTCUT® Cartilage Cutter ^{NEW}

Special Features:

- For reconstructive rhinoplasty with costal cartilage implantation
- Lowers the surgeon's risk of injury while harvesting the core of the cartilage
- Even cutting of cartilage implants at 1 or 2 mm thickness
- Maximum time-savings due to easy preparation of the costal cartilage



523950

523950

SCHMÄL **CARTCUT®** Cartilage Cutter,
for preparation of cartilage pieces

including:

Holding Device

Cleaning Adaptor

Holding-down Clamp

Knife, 1 mm

Knife, 2 mm



Fig. 1: The harvested costal cartilage is placed in the CARTCUT® cartilage cutter ...



Fig. 2: ... and fixated with the "holding-down clamp" handle.



Fig. 3: The "knife" handle is placed in the appropriate holder ...



Figs. 4 and 5: ... and the cartilage is carved by pressing down the "knife" handle.



Fig. 6: The resulting cartilage.

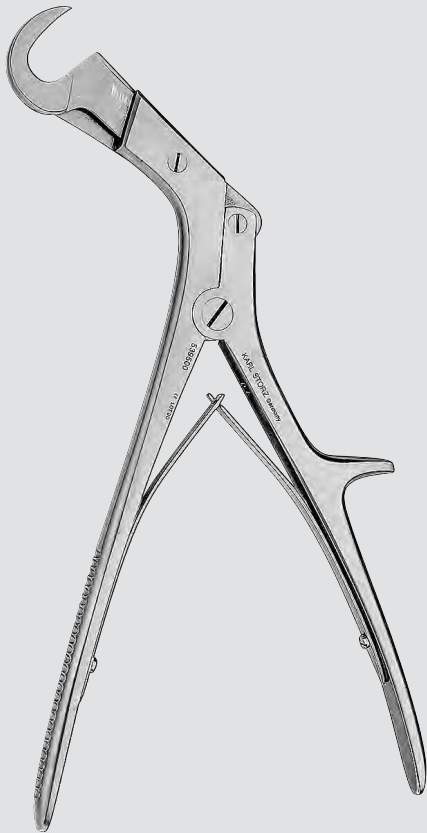
Components/Spare Parts see chapter 16

For optimal storage and processing Tray 39502 ZH and Silicon Mat 39100 SH are recommended.

Further accessories for cleaning and sterilization see catalog HYGIENE

Nose

Instruments for Cartilage Removal



539500



539510



539520



539521

- 539500 GIERTZ-STILLE **Rib Shears**, length 25 cm
- 539510 FERGUSON **Bone Holding Forceps**, width 12 mm, length 20.5 cm
- 539520 DOYEN **Raspatory**, for adults, curved to right, length 16.5 cm
- 539521 **Same**, curved to left

Nose

Instruments for Rhinology and Rhinoplasty



525500
525505



525510



525520



525800

525500
525505

Rule, stainless steel, flexible, length 20 cm
Same, length 30 cm

525510

CASTROVIEJO **Skin Measurement Caliper**,
measurement range 0 – 15 mm, length 8 cm

525520

BEHRBOHM **Caliper**, for plastic surgery, otoplasty,
rhinoplasty, reconstructive and aesthetic surgery, with
wheel to set and hold the span, as well as a scale for
reading the opening interval, measurement range from
5 – 130 mm, caliper arms have 2 removable
attachments with atraumatic measurement points
525523 and 1 holder 525525 for disposable skin
marker, **autoclavable**, length 18.5 cm

525800

Elevator, robust model, for the repositioning
of nasal fractures, length 17 cm

Nose

Instruments for Rhinology and Rhinoplasty



528800

528860

528800 **WALSHAM Septum Straightening Forceps,**
dismantling, length 21 cm

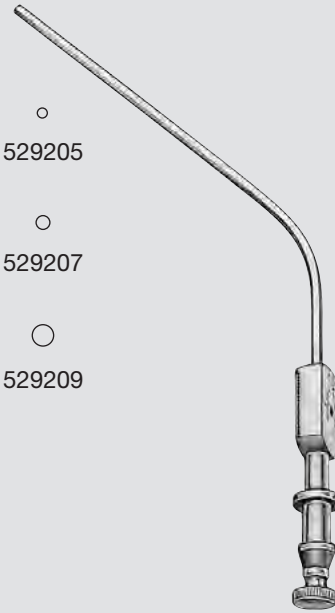
528860 **ASCH Septum Straightening Forceps,**
angular, length 22 cm

Nose

Instruments for Rhinology and Rhinoplasty



529105



529205

529207

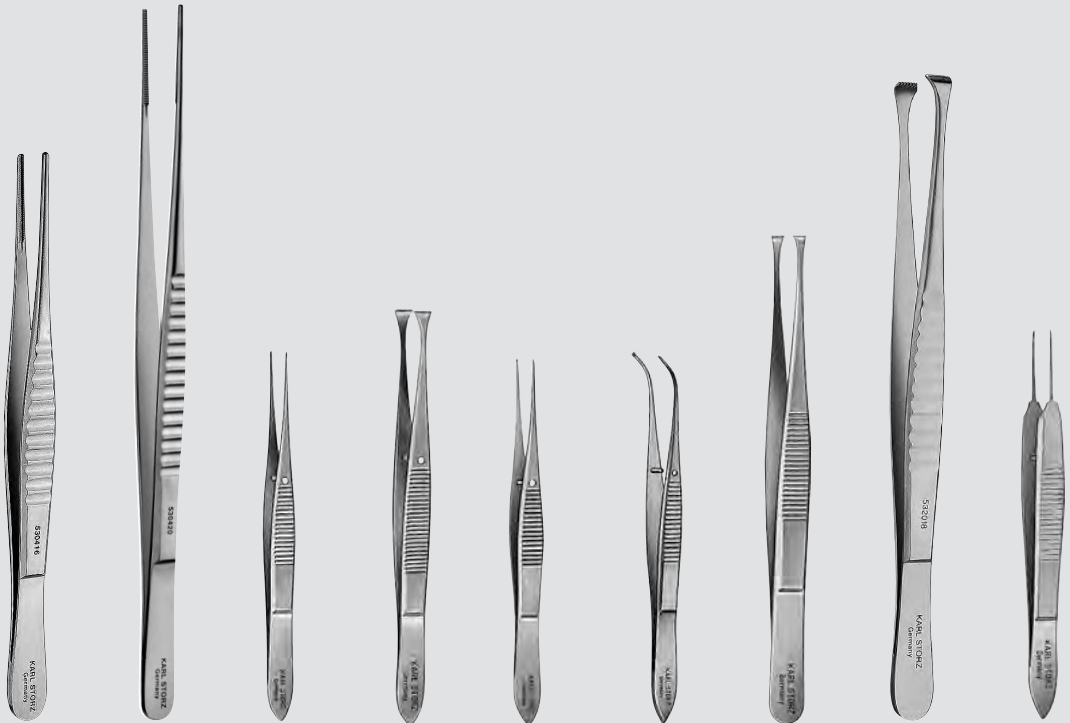
529209

529205 –
529209

- 529105 **Suction Tube**, curved, outer diameter 5 mm, length 16.5 cm
- 529205 **FRAZIER Suction Tube**, with cut-off hole and stylet, angled, outer diameter 5 Fr./1.5 mm, working length 10 cm, total length 17.5 cm
- 529207 **Same**, outer diameter 7 Fr./2 mm
- 529209 **Same**, outer diameter 9 Fr./3 mm

Nose

Instruments for Rhinology and Rhinoplasty

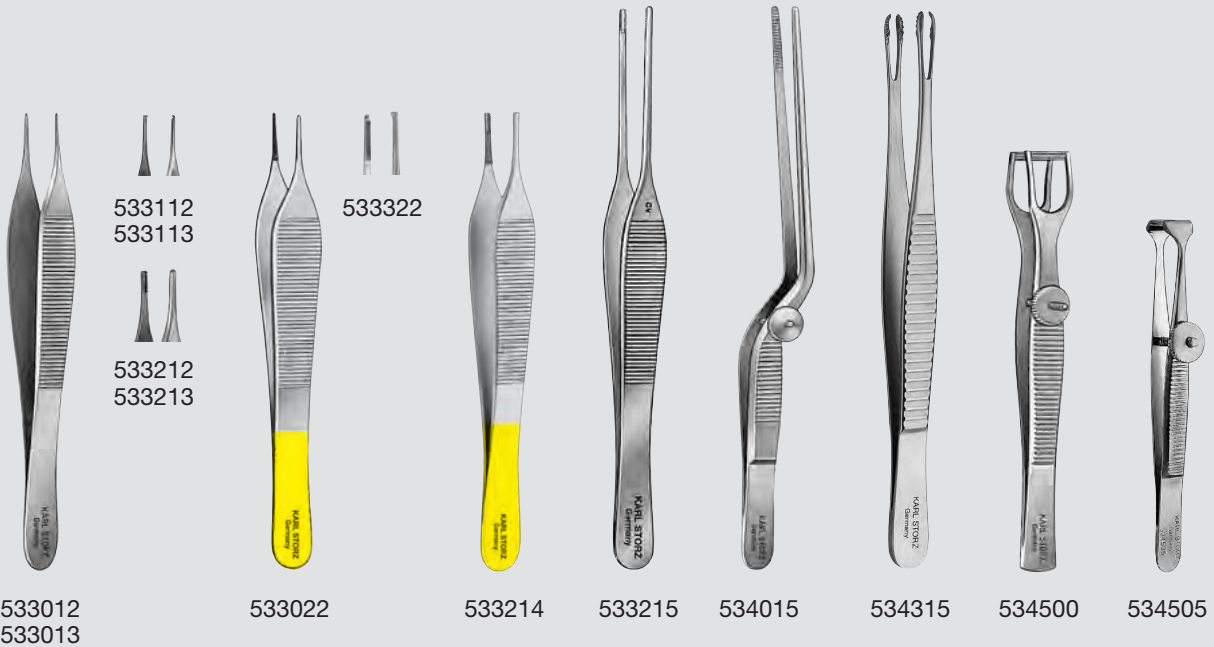


530416 530420 530710 530811 530910 530911 532013 532018 532500
530520

- 530416 “ATRAUMA” **Atraumatic Tissue Forceps**, length 16 cm
- 530420 “ATRAUMA” **Atraumatic Tissue Forceps**, width of jaws 2 mm, length 20 cm
- 530520 **Same**, width of jaws 1.5 mm
- 530710 **Dressing Forceps**, delicate, length 10 cm
- 530811 **Tissue Forceps**, with 7 x 8 fine teeth, length 11 cm
- 530910 **Tissue Forceps**, delicate, straight, 1 x 2 teeth, length 10 cm
- 530911 **Same**, curved
- 532013 **Tissue Forceps**, straight, with 7 x 8 fine teeth, length 13 cm
- NEW** 532018 **STÖVER Tissue Forceps**, straight, with 7 x 8 fine teeth, length 18 cm
- 532500 **CASTROVIEJO Suture Forceps**, 1 x 2 teeth, length 10.5 cm

Nose

Instruments for Rhinology and Rhinoplasty



- 533012 **ADSON Dressing Forceps**, serrated, length 12 cm
- 533013 **Same**, micro-model
- 533022 **ADSON Dressing Forceps**, serrated, tungsten carbide inserts, length 12 cm
- 533112 **ADSON Tissue Forceps**, 1 x 2 teeth, length 12 cm
- 533113 **Same**, micro-model
- 533212 **ADSON-BROWN Tissue Forceps**, atraumatic, fine side grasping teeth, length 12 cm
- 533213 **Same**, micro-model
- 533214 **ADSON-BROWN Tissue Forceps**, atraumatic, fine side grasping teeth, tungsten carbide inserts, width 1.5 mm, length 12 cm
- 533215 **GLANZ Forceps**, atraumatic, fine side grasping teeth, with extra long tips for better view and work in the depth, length 15 cm
- 533322 **ADSON Tissue Forceps**, serrated, 1 x 2 teeth, tungsten carbide inserts, length 12 cm
- 534015 **COTTLE Lower Lateral Forceps**, bayonet-shaped, with set screw, serrated tips and teeth on the inside, length 15 cm
- 534315 **FULEIHAN Forceps**, with teeth and open window, width 5 mm, length 15 cm
- 534500 **COTTLE Columella Clamp**, length 11 cm
- 534505 **Columella Clamp**, for children, width 7.5 mm, length 8.5 cm

Nose

Rhinoplasty – Aesthetic-Plastic Surgery of the Nose

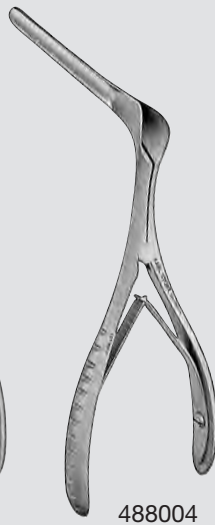
BERGHAUS Recommended Set



488002



488003



488004



488105



488010



488012



488014



488018



488022



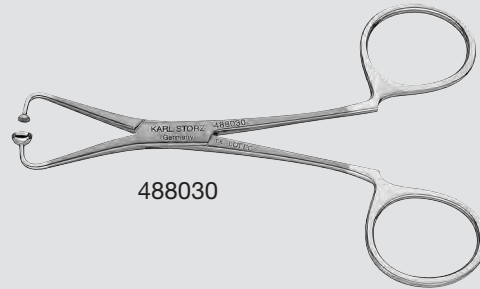
488023



488024



174200



488030



231000

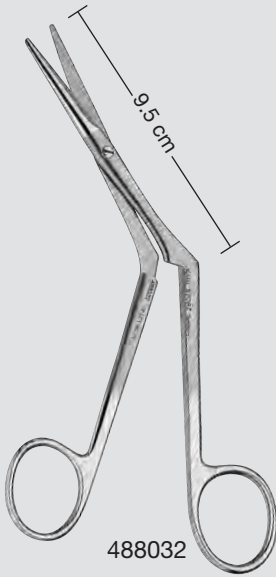
- 488002 COTTLE **Nasal Speculum**, extra slender, without set screw, blade length 35 mm, length 13 cm
- 488003 **Same**, blade length 55 mm
- 488004 **Same**, blade length 75 mm
- 488105 HALLE-TIECK **Nasal Speculum**, for infants, length 13 cm
- 488010 RUBIN **Osteotome**, flat, straight, double-edged grinding, rounded corners, with finger grip for controlled osteotome guidance, width 10 mm, length 16.5 cm
- 488012 **Same**, width 12 mm
- 488014 **Same**, width 14 mm
- 488018 KILLIAN-CLAUS **Septum Chisel**, with V-shaped cutting edge, width 5 mm, length 16.5 cm
- 488022 **Chisel**, with finger button, flat, width 2 mm, length 18 cm
- 488023 **Same**, width 3 mm
- 488024 **Same**, width 4 mm
- 174200 COTTLE **Metal Mallet**, length 18 cm
- 231000 **Hone**, "ARKANSAS" oil stone, wedge-shaped, 10 x 4 cm
- 488030 **Marking Instrument**, for nasal tip, with ball and half cup, straight, length 11 cm

Nose

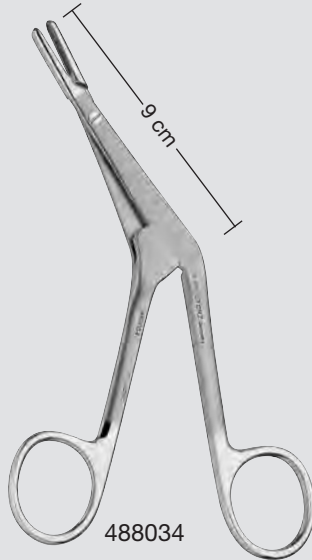
Rhinoplasty – Aesthetic-Plastic Surgery of the Nose

BERGHAUS Recommended Set

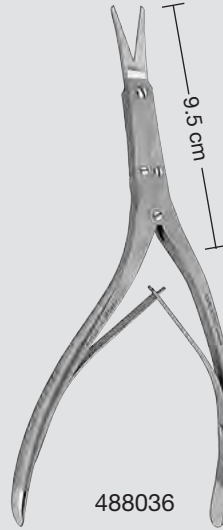
Instruments with special matt finish and high-gloss polished working tips



488032



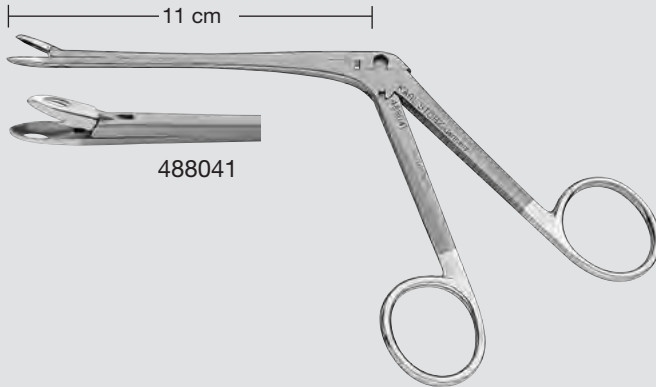
488034



488036



488038



488041

- 488032 HEYMANN **Nasal Scissors**, medium size, working length 9.5 cm
- 488034 CRAIG **Septum Forceps**, straight, working length 9 cm
- 488036 BECKER-CAPLAN **Septum Scissors**, with double joint, serrated, slender, working length 9.5 cm
- 488038 RUBIN **Septum Morcelizer**, with double joint, straight, length 20 cm
- 488041 BLAKESLEY **Nasal Forceps**, slender, straight, size 1, working length 11 cm
- 488044 JANSEN **Nasal Dressing Forceps**, bayonet-shaped, slender, length 16 cm
- 488045 ADSON-BROWN **Forceps**, micro-model, atraumatic, fine side grasping teeth, length 12 cm
- 488046 ADSON **Tissue Forceps**, atraumatic, fine side grasping teeth, length 15 cm
- 488047 ADSON **Tissue Forceps**, 1 x 2 teeth, length 12 cm
- 488049 KILNER **Scissors**, curved, with tungsten carbide inserts, flat end, sharp/sharp, extra delicate, length 13.5 cm
- 488050 KILNER **Scissors**, curved, flat end, blunt/blunt, length 15.5 cm



488044



488045
488047



488046



488049




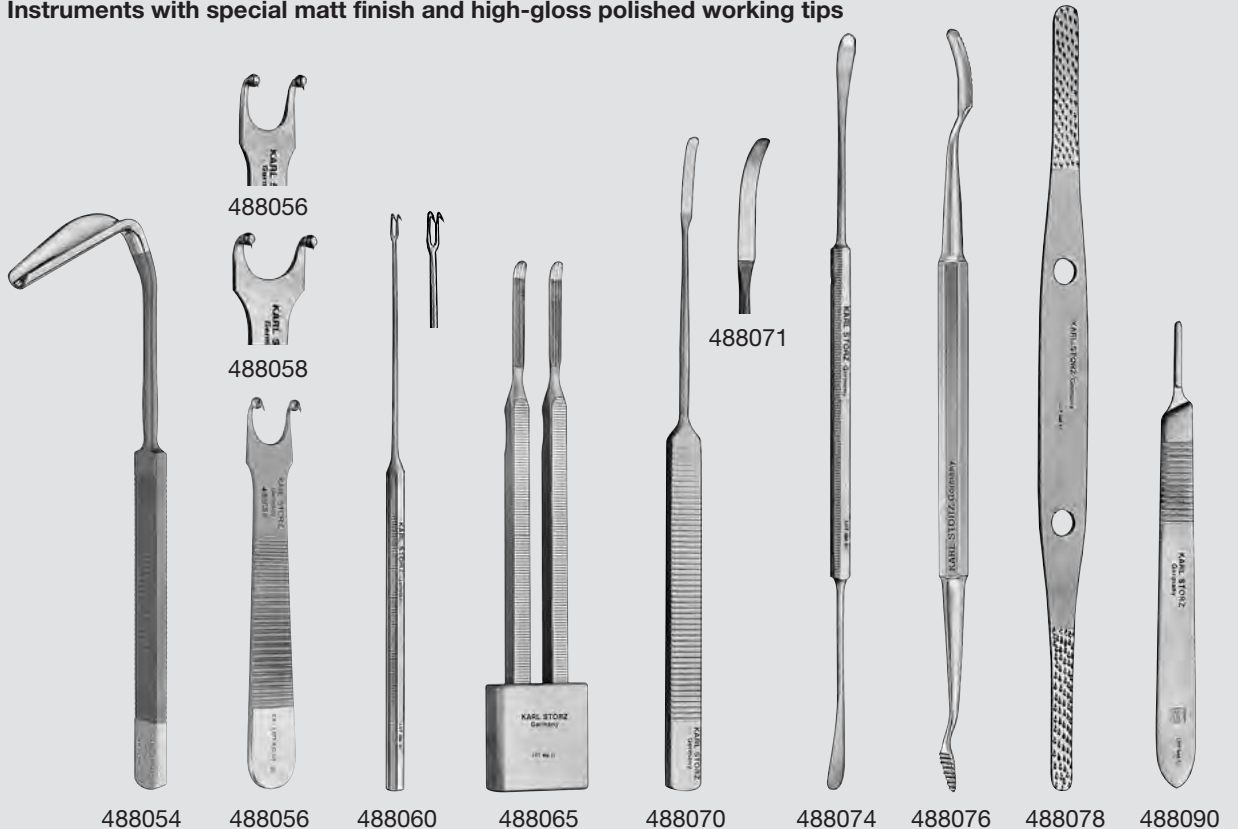
488050

Nose

Rhinoplasty – Aesthetic-Plastic Surgery of the Nose

BERGHAUS Recommended Set

Instruments with special matt finish and high-gloss polished working tips

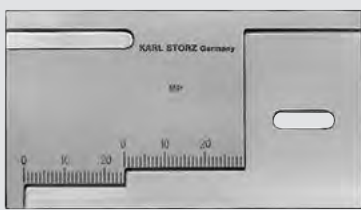
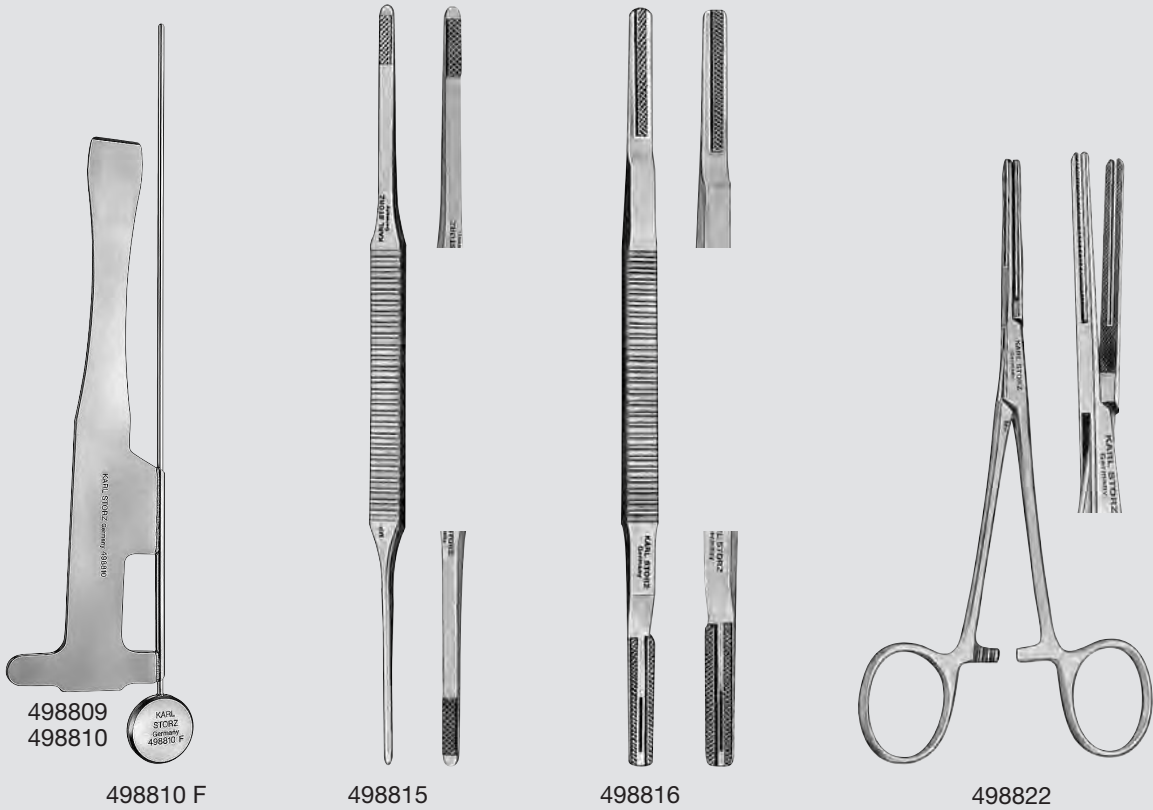


- 488054 **AUFRICHT Nasal Retractor**, with side protector, length 16.5 cm
- 488056 **KILNER Ala Retractor**, two sharp points with button, width 10 mm, length 8.5 cm
- 488058 **Same**, width 13 mm
- 488060 **Ala Double Hook**, with octagonal handle, with 2 sharp points, strongly curved, width 2 mm, length 16.5 cm
- 488065 **BERGHAUS Ala Guiding Set**, consisting of 2 guiding instruments with distance markings 488065 A and 1 fixation block 488065 B
- 488070 **JOSEPH Raspatory**, slightly curved, width 4 mm, length 17.5 cm
- 488071 **Same**, strongly curved, width 3.4 mm
- 488074 **FREER Elevator**, double-ended, sharp and blunt, length 20 cm
- 488076 **AUFRICHT Glabella Rasp**, double-ended, backward cutting, length 20.5 cm
- 488078 **Nasal Rasp**, double-ended, coarse, length 21.5 cm
- 488080 **RYDER Needle Holder**, tungsten carbide inserts, extra delicate and flat, length 18 cm
- 488084 **FERGUSON Suction Tube**, with cut-off hole and stylet, LUER, outer diameter 8 Fr./2.5 mm, working length 11 cm
- 488085 **Same**, outer diameter 10 Fr./3.5 mm
- 488086 **Same**, outer diameter 12 Fr./4 mm
- 488090 **Scalpel Handle**, no. 3, length 12.5 cm

3-991

Nose

Instruments for Rhinoplasty



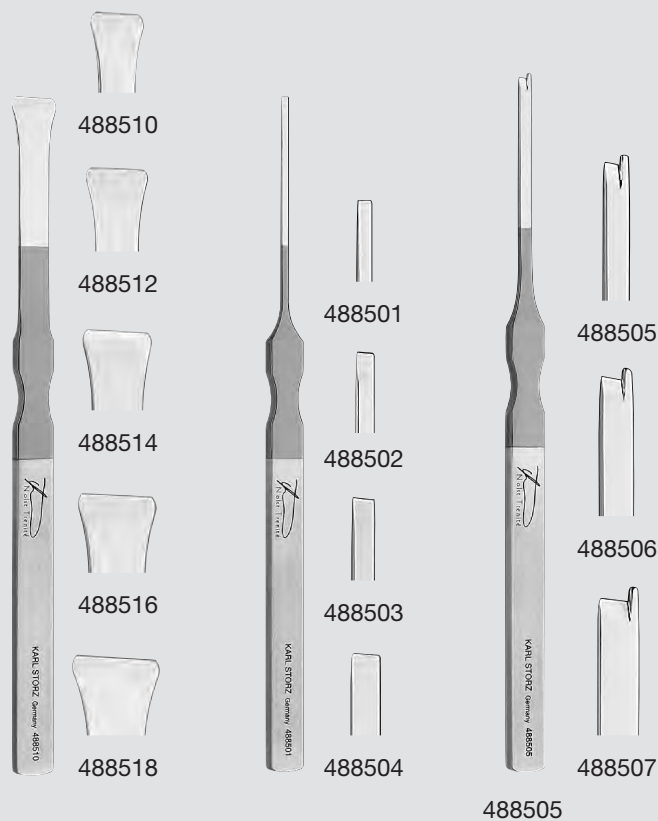
498820



498824

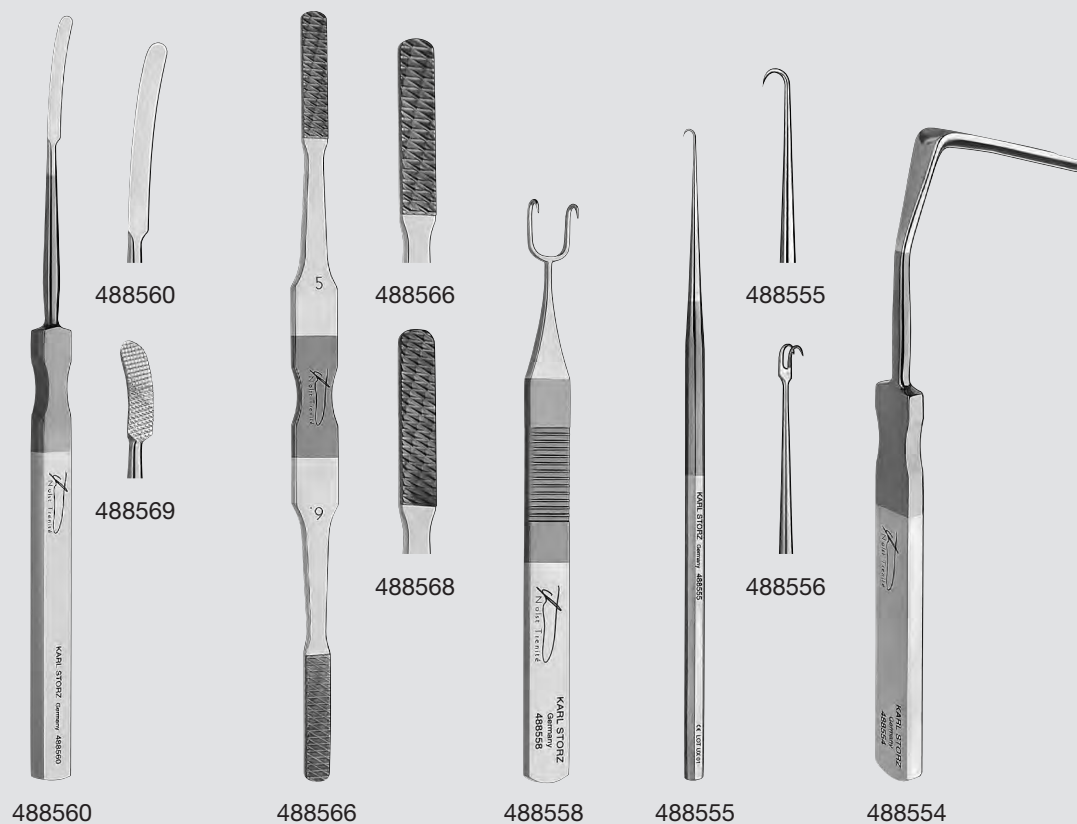
- 498809 AIACH **Osteotome for Hump Removal**, with lateral guiding rod, width 10 mm
- 498810 **Same**, width 13 mm
- 498810 F **Guide Rod**, for 498809 and 498810, only
- 498815 AIACH **Narrow Rasp**, double-ended, medium, width 5 and 3 mm, length 20 cm
- 498816 AIACH **Tenon Mortise Rasp**, double-ended, medium, one side with augmented teeth, other side slotted without teeth, length 20 cm
- 498820 AIACH **Grid**, for preparation of cartilage, graduated, size 90 x 50 mm
- 498822 AIACH **Cartilage Graft Forceps**, for grasping and preparation of cartilage, with slotted jaws, length 15 cm
- 498824 AIACH **Cartilage Crusher**, crusher size 5 x 1.5 cm

Set recommended by Prof. NOLST TRENITÉ



- 488510 **Osteotome**, straight, double-edged grinding, rounded corners, with recessed grip, width of cut 10 mm, length 18 cm
- 488512 **Same**, width of cut 12 mm
- 488514 **Same**, width of cut 14 mm
- 488516 **Same**, width of cut 16 mm
- 488518 **Same**, width of cut 18 mm
- 488501 **Micro Osteotome**, straight, double-edged grinding, width 2 mm, length 18 cm
- 488502 **Same**, width 2.5 mm
- 488503 **Same**, width 3 mm
- 488504 **Same**, width 4 mm
- 488505 **Micro Osteotome**, straight, with rounded guard, width 2.2 mm, length 18 cm
- 488506 **Same**, width 3 mm
- 488507 **Same**, width 4 mm

Set recommended by Prof. NOLST TRENITÉ



- 488560 **JOSEPH Raspatory**, length 20 cm
- 488569 **Glabella Rasp**, curved, push-pull cut, length 20 cm
- 488566 **Bone Rasp**, tungsten carbide, double-ended, rasp blades fig. 5 and 6, medium, length 21 cm
- 488568 **Bone Rasp**, tungsten carbide, double-ended, rasp blades fig. 7 and 8, medium and fine, length 21 cm
- 488558 **Hook**, two prongs, sharp, width 10 mm, length 12 cm
- 488555 **Hook**, one prong, sharp, length 15 cm
- 488556 **Hook**, two prongs, sharp, length 15 cm
- 488554 **AUFRICHT Nasal Retractor**, width of retractor blade 8.5 mm, length of retractor blade 45 mm, length 15 cm

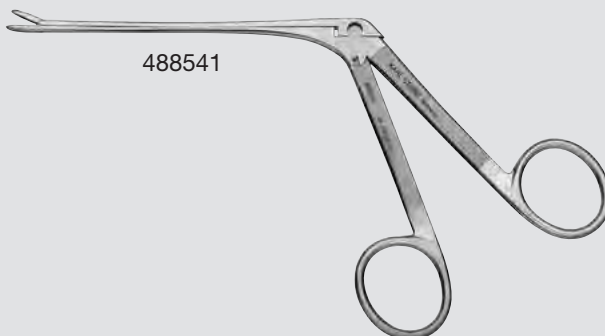
Set recommended by Prof. NOLST TRENITÉ



488530



488540



488541



488570

- 488530 COTTLE **Metal Mallet**, length 18 cm
- 488540 COTTLE **Bone Crusher**, with clip, crusher size 5 x 1.5 cm
- 488541 BLAKESLEY **Nasal Forceps**, straight, size 1, working length 11 cm
- 488570 **Needle Holder**, tungsten carbide inserts, length 13 cm

Set recommended by Prof. NOLST TRENITÉ



488545



488546



488547



488550



488551



488552



488553

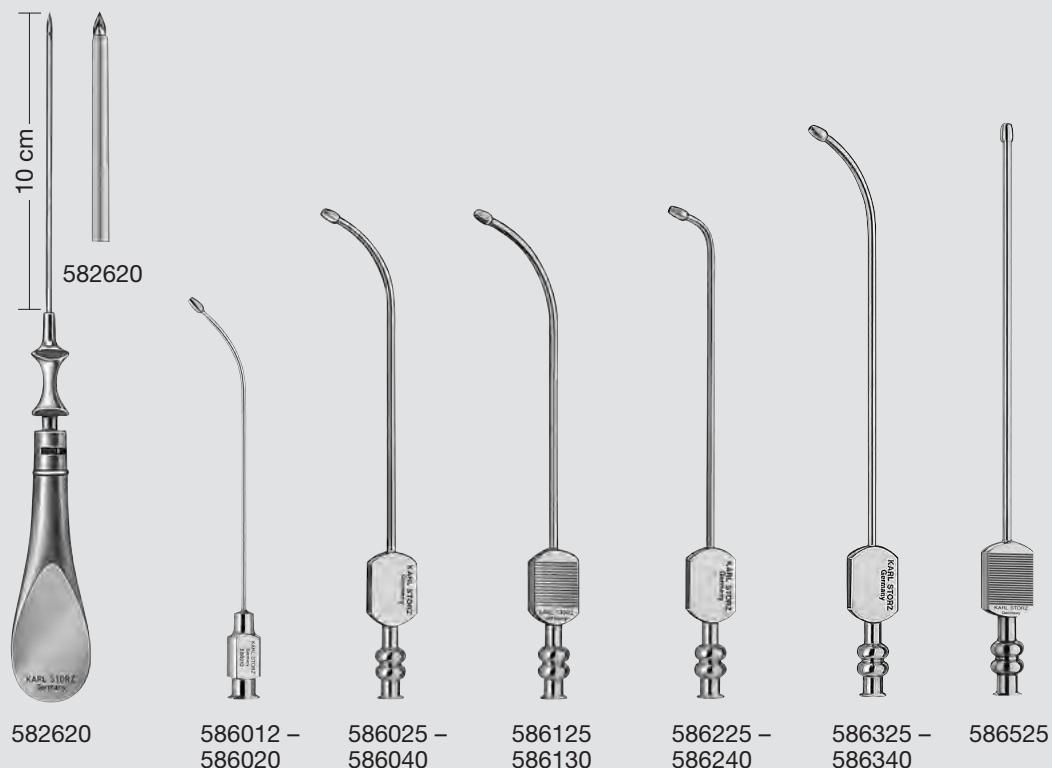
- 488545 ADSON-BROWN **Forceps**, atraumatic, fine side grasping teeth, length 12 cm
- 488546 ADSON **Forceps**, serrated, length 12 cm
- 488547 ADSON **Forceps**, 1 x 2 teeth, length 12 cm
- 488550 WALTER **Angular Scissors**, length 10 cm
- 488551 **Scissors**, extra delicate, curved, length 10 cm
- 488552 **Scissors**, extra delicate, straight, length 10 cm
- 488553 KILNER **Scissors**, curved, flat end, length 14 cm



**SINOSCOPY, RHINOSCOPY
POSTRHINOSCOPY, FESS
NASAL SINUSES, SKULL BASE**

Nose

Nasal Sinuses



- | | | | |
|--------|---|--------|---|
| 582620 | LICHTWITZ Antrum Trocar , LUER-Lock, with lateral holes, outer diameter 2 mm, working length 10 cm | 586225 | v. EICKEN Antrum Cannula , LUER-Lock, short curved, outer diameter 2.5 mm, length 12.5 cm |
| 586012 | Antrum Cannula , LUER-Lock, long curved, with olive, without grip plate, outer diameter 1.2 mm, length 9 cm | 586230 | Same , outer diameter 3 mm |
| 586015 | Same , with olive diameter 2.7 mm, outer diameter 1.5 mm | 586240 | Same , outer diameter 4 mm |
| 586020 | Same , outer diameter 2 mm | 586325 | v. EICKEN Antrum Cannula , LUER-Lock, long curved, outer diameter 2.5 mm, length 15 cm |
| 586025 | v. EICKEN Antrum Cannula , LUER-Lock, long curved, outer diameter 2.5 mm, length 12.5 cm | 586330 | Same , outer diameter 3 mm |
| 586030 | Same , outer diameter 3 mm | 586340 | Same , outer diameter 4 mm |
| 586040 | Same , outer diameter 4 mm | 586525 | Antrum Cannula , LUER-Lock, straight, malleable, with serrated grip plate, outer diameter 2.5 mm, working length 15 cm |
| 586125 | v. EICKEN Antrum Cannula , LUER-Lock, long curved, malleable, serrated grip plate, outer diameter 2.5 mm, length 12.5 cm | | |
| 586130 | Same , outer diameter 3 mm | | |

Nose

Nasal Sinuses – Accessories



600002



600005



600007




600008



600009



600010



600017



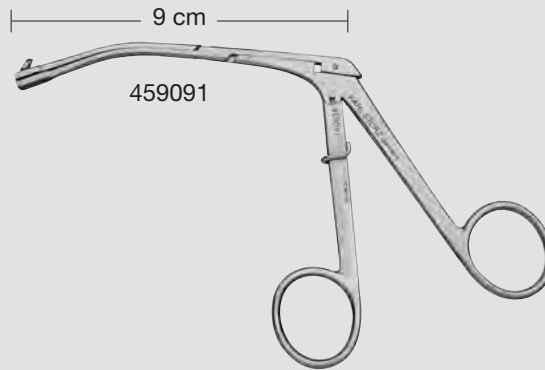
600019

- 600002 **Irrigation Tube**, silicone, **autoclavable**, both ends with LUER-Lock 600007 and 600008, length 30 cm
- 600005 **Record Outer Cone**
- 600007 **LUER-Lock Tube Connector**, male, tube diameter 6 mm
- 600008 **LUER-Lock Tube Connector**, female, tube diameter 6 mm
- 600009 **Silicone Irrigation Tube**, only, length 30 cm
- 600010 **Silicone Tube**, **autoclavable**, outer diameter 5 mm, 1 m coil
- 600017 **LUER Cone**, male
- 600019 **LUER Cone Connector**, male, rotating

Nose

Nasal Sinuses

Punches, working length 9 cm



459090

OSTRUM Pediatric Punch, for resection of uncinat process, upside backward cutting, sheath slightly curved downwards, small size, bite 2.3 x 4 mm, working length 9 cm



459091

OSTRUM Pediatric Punch, for resection of uncinat process, upside backward cutting, sheath slightly curved downwards, large size, bite 3.5 x 4.5 mm, working length 9 cm



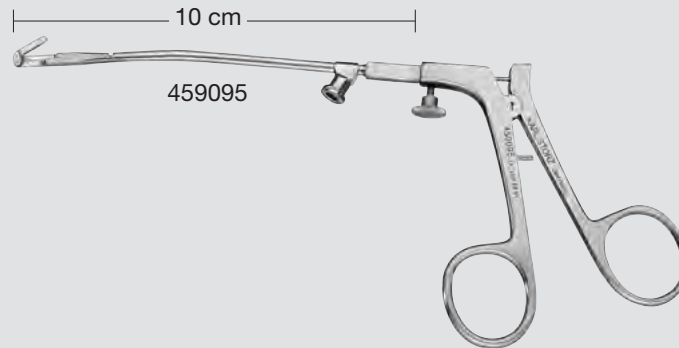
459093

OSTRUM Pediatric Punch, for resection of uncinat process, upside backward cutting, sheath slightly curved upwards, large size, bite 3.5 x 4.5 mm, working length 9 cm

Nose

Nasal Sinuses

Punches and Scissors, working length 9 and 10 cm



459095

LASKAWI Scissors, for endonasal decompression of the orbita, backward cutting, sheath 360° rotating, with set screw, sheath slightly curved, with cleaning connector, working length 10 cm



459096

OSTRUM Antrum Punch, backward cutting, sheath 360° rotating, with set screw, sheath slightly curved downwards, with cleaning connector, working length 10 cm



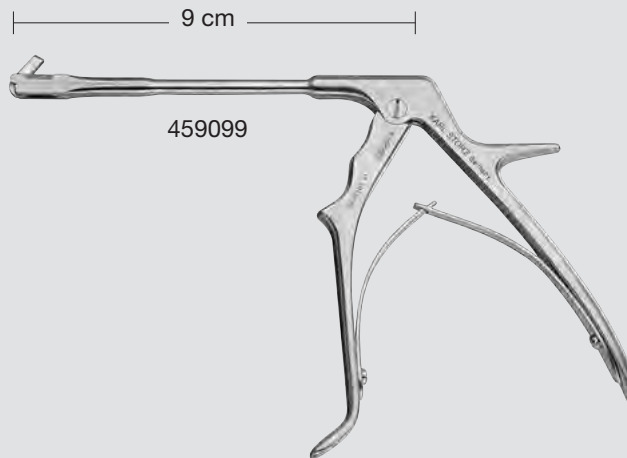
459096 W

OSTRUM-WORMALD Antrum Punch, backward cutting, extra slender jaws, sheath 360° rotating, with set screw, sheath slightly curved downwards, with cleaning connector, working length 10 cm



459097

OSTRUM Punch, Pediatric, for resection of the uncinata process, backward cutting, sheath 360° rotating, with set screw, sheath slightly curved downwards, small size, bite 2.3 x 4 mm, with cleaning connector, working length 9 cm

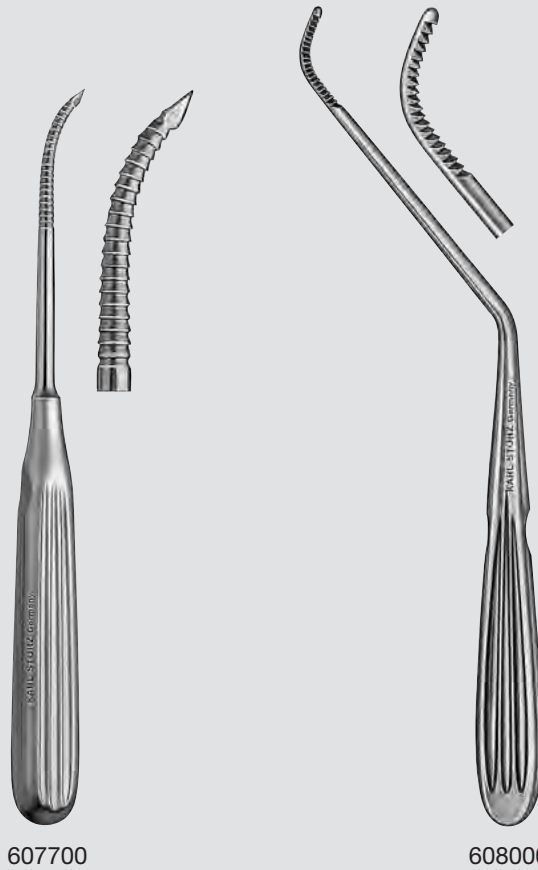


459099

OSTRUM Antrum Punch, upside backward cutting, strong model, straight, spring-action handle with horn, working length 9 cm

Nose

Nasal Sinuses



607700

608000

607700 WIENER **Antrum Rasp**, with trocar tip,
length 19.5 cm

608000 WATSON-WILLIAMS **Antrum Rasp**,
blunt, length 23 cm

Nose

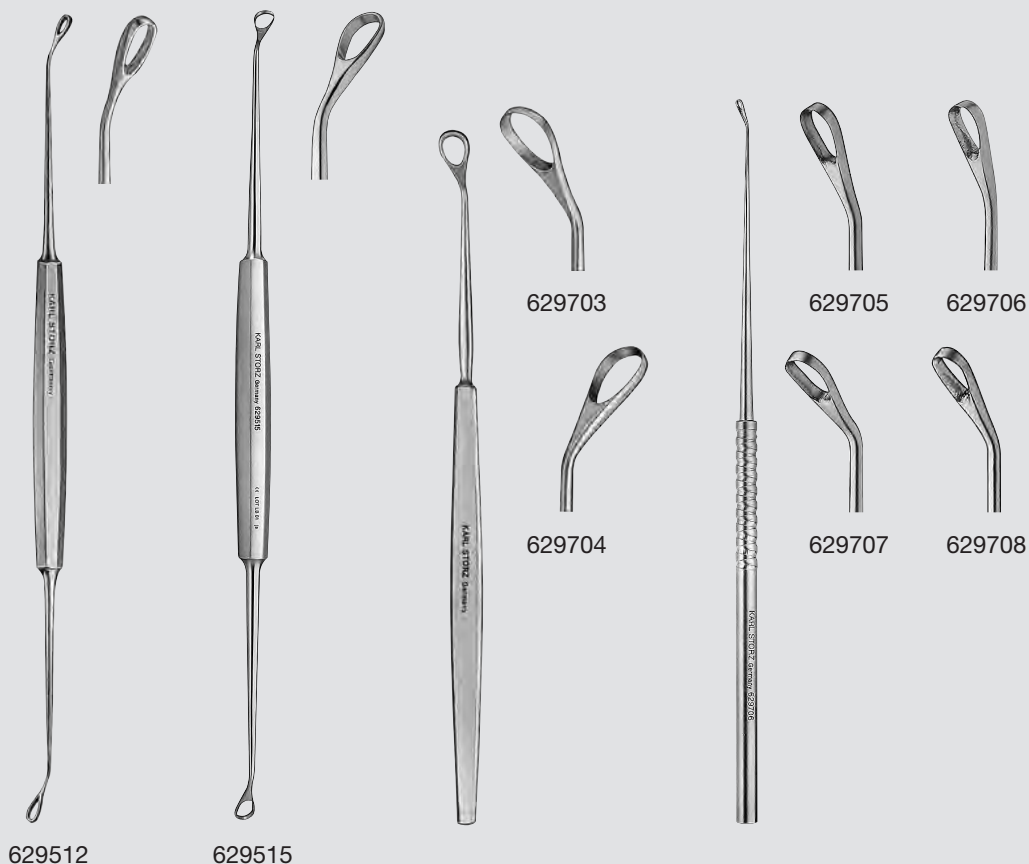
Nasal Sinuses,
Microscopic/Endoscopic Surgery
for Nasal Sinuses, Skull Base and Pituitary Surgery

628001
628002
628501
628502
628503
628601
628602
628603
628701
628702
628703
628712
628714
628801
628802

628001 **Sickle Knife**, pointed, length 19 cm
628002 **Same**, round, double-cutting
628501 HALLE **Antrum Curette**, malleable, size 1, length 21 cm
628502 **Same**, size 2
628503 **Same**, size 3
628601 **Antrum Curette**, oval, size 1, length 19 cm
628602 **Same**, size 2
628603 **Same**, size 3
628701 **Antrum Curette**, round, length 19 cm
628702 **Same**, oblong, small
628703 **Same**, oblong, large
628712 KUHN-BOLGER **Frontal Sinus Curette**, 55° curved, oval, forward cutting, length 19 cm
628714 **Same**, 90° curved
628801 SIEBENMANN **Antrum Curette**, right, length 16.5 cm
628802 **Same**, left

Nose

Nasal Sinuses,
Microscopic/Endoscopic Surgery
for Nasal Sinuses, Skull Base and Pituitary Surgery



- 629512 HALLE Antrum Curette, oval, length 24.5 cm
- 629515 **Same**, 35° and 65°
- 629703 Antrum Curette, forward cutting, small, length 19 cm
- 629704 **Same**, backward cutting
- 629705 Curette, forward cutting, angled 20°, large, working length 22 cm
- 629706 **Same**, small, working length 20 cm
- 629707 Curette, forward cutting, angled 45°, large, working length 22 cm
- 629708 **Same**, small, working length 20 cm

Nose

Nasal Sinuses,
Microscopic/Endoscopic Surgery
for Nasal Sinuses, Skull Base and Pituitary Surgery




635005



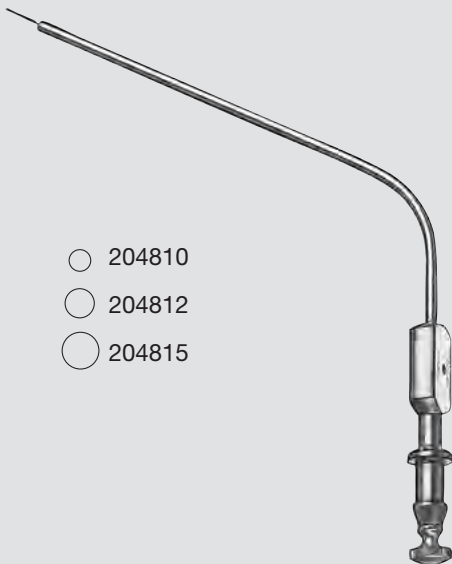
635012 –
635025



635112 –
635122



635050



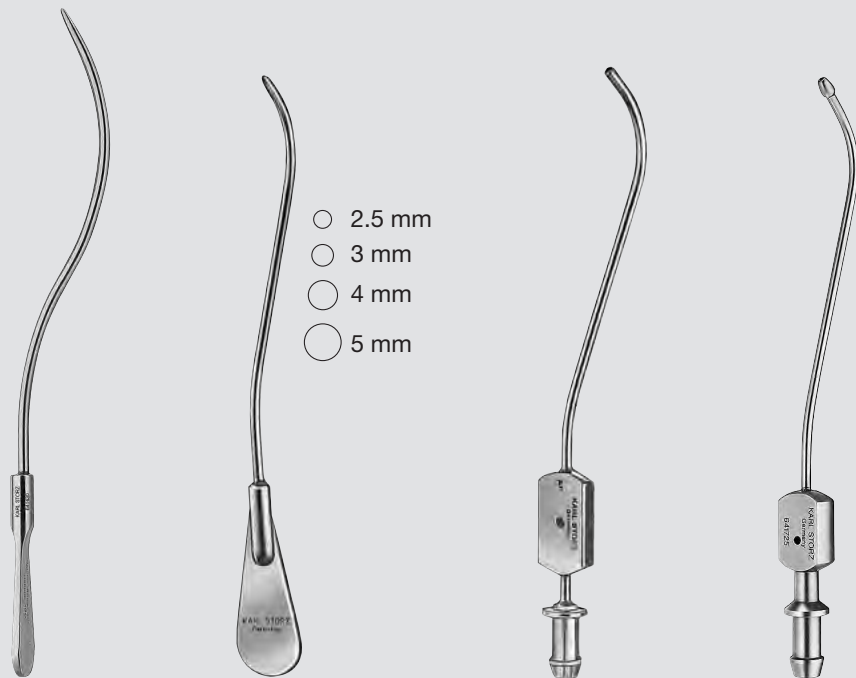
- 204810
- 204812
- 204815

204810 –
204815

- 635005 **BEHRBOHM Orbital Retractor**, width of spatula 8.4 x 16 mm, length 20 cm
- 635012 **Spatula**, malleable, width 12 mm, length 20 cm
- 635017 **Same**, width 17 mm
- 635025 **Same**, width 25 mm
- 635112 **Orbital Spatula**, with double graduation, width 12 mm, length 20 cm
- 635117 **Same**, width 17 mm
- 635122 **Same**, width 22 mm
- 635050 **Spatula**, malleable, width 50 mm, length 30 cm
- 204810 **FERGUSON Suction Tube**, with cut-off hole and stylet, LUER, 10 Fr., working length 11 cm
- 204812 **Same**, 12 Fr.
- 204815 **Same**, 15 Fr.

Nose

Nasal Sinuses,
Microscopic/Endoscopic Surgery
for Nasal Sinuses, Skull Base and Pituitary Surgery



641430
641450

641525 –
641550

641625 –
641640

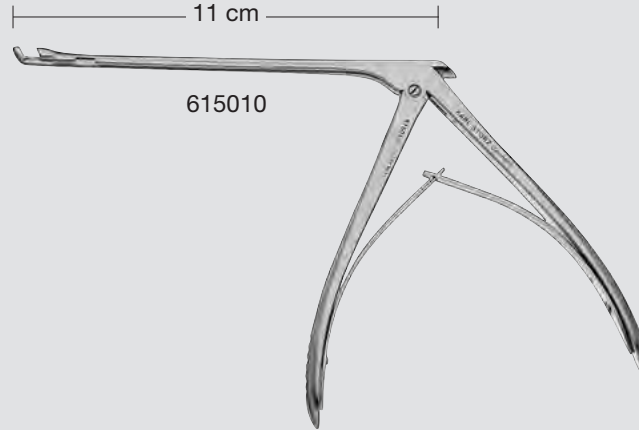
641725 –
641740

- 641430 **BEHRBOHM Frontal Sinus Bougie**, S-shaped curve, size 2, outer diameter 3 mm, length 16.5 cm
- 641450 **Same**, size 4, outer diameter 5 mm
- 641525 **RITTER Frontal Sinus Bougie**, size 1, outer diameter 2.5 mm, length 14.5 cm
- 641530 **Same**, size 2, outer diameter 3 mm
- 641540 **Same**, size 3, outer diameter 4 mm
- 641550 **Same**, size 4, outer diameter 5 mm
- 641625 **Suction Tube**, for frontal sinus, with cut-off hole, LUER, outer diameter 2.5 mm, length 14.5 cm
- 641630 **Same**, outer diameter 3 mm
- 641640 **Same**, outer diameter 4 mm
- 641725 **PASQUINI Suction Tube**, for frontal sinus, with olive end and cut-off-hole, LUER, outer diameter 2.5 mm, length 14.5 cm
- 641730 **Same**, outer diameter 3 mm
- 641740 **Same**, outer diameter 4 mm

Nose

Nasal Sinuses,
Microscopic/Endoscopic Surgery
for Nasal Sinuses, Skull Base and Pituitary Surgery

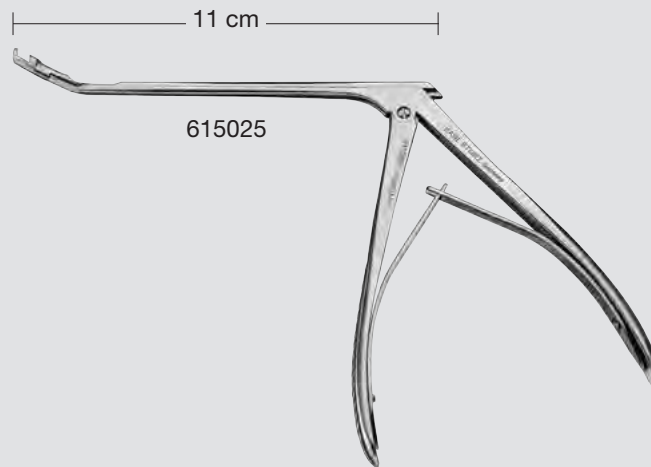
Antrum Punch, working length 11 cm



615010

Antrum Punch, for removal of small bone fragments on natural ostium, rigid, not through-cutting, 65° upbiting forward cutting, size 3.5 x 3.7 mm, working length 11 cm

Sphenoid Punches, working length 11 cm



615015

CASTELNUOVO Sphenoid Punch, rigid, not through-cutting, 65° upbiting forward cutting, size 3.5 x 3.7 mm, fixed jaw extra flat, working length 11 cm



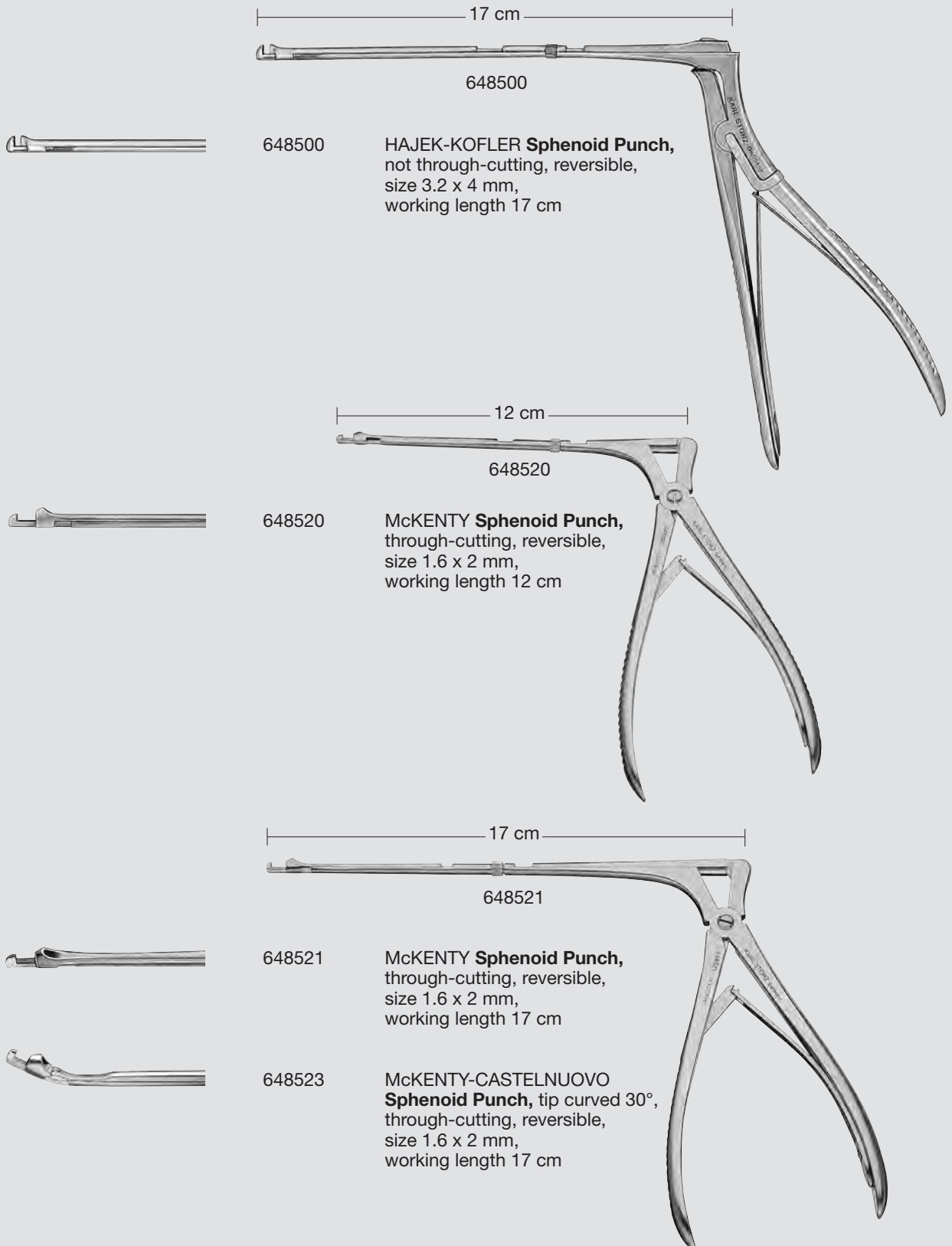
615025

CASTELNUOVO Sphenoid Punch, rigid, 30° upturned, not through-cutting, upbiting forward cutting, fixed jaw extra flat, size 2 x 2 mm, working length 11 cm

Nose

Nasal Sinuses,
Microscopic/Endoscopic Surgery
for Nasal Sinuses, Skull Base and Pituitary Surgery

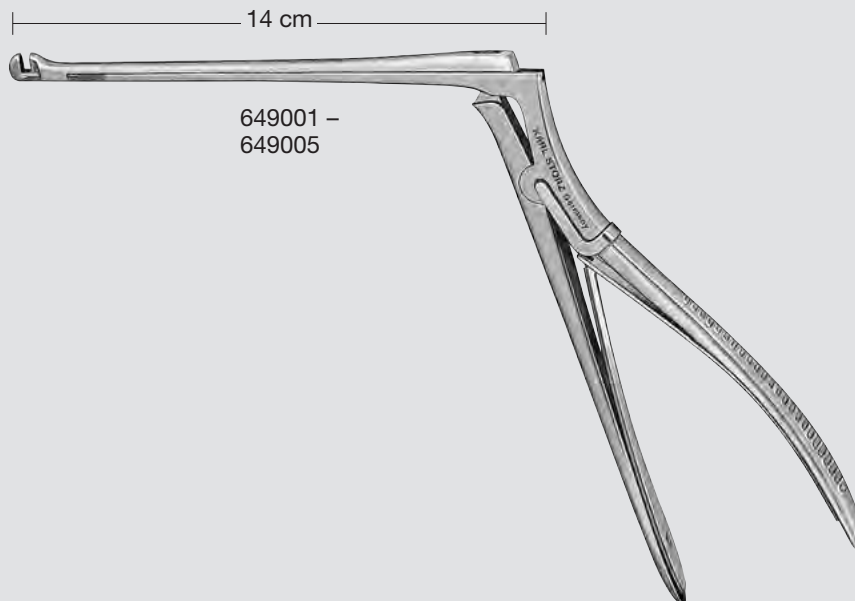
Sphenoid Punches, working lengths 12 and 17 cm



Nose

Nasal Sinuses,
Microscopic/Endoscopic Surgery
for Nasal Sinuses, Skull Base and Pituitary Surgery

Sphenoid Punches, working length 14 cm



649001

HAJEK-KOFLER Bone Punch,
rigid, 90° upbiting, not through-cutting,
size 3.5 x 3.7 mm, working length 14 cm



649002

Same, 90° downbiting



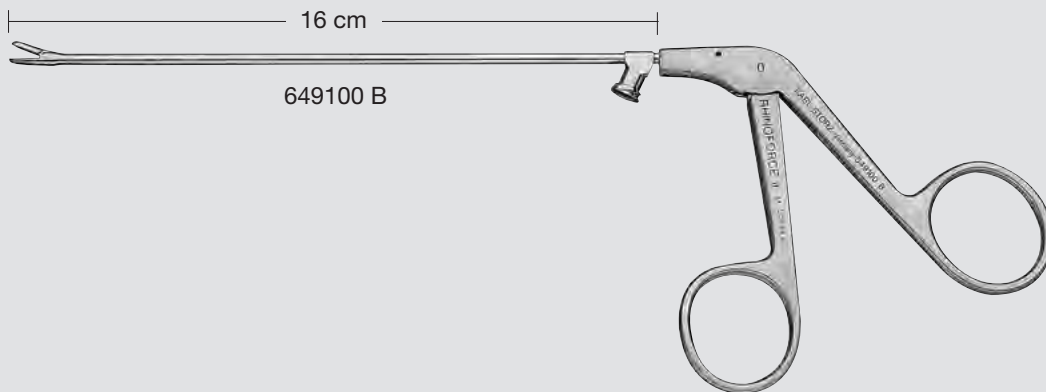
649005

Same, upbiting forward cutting

Nose

Nasal Sinuses,
Microscopic/Endoscopic Surgery
for Nasal Sinuses, Skull Base and Pituitary Surgery

RHINOFORCE® II Ethmoid Forceps, working length 16 cm



649100 B

BLAKESLEY RHINOFORCE® II Ethmoid Forceps, straight, size 0, with cleaning connector, working length 16 cm



649101 B

Same, size 1



649102 B

Same, size 2



649110 B

BLAKESLEY-WILDE RHINOFORCE® II Ethmoid Forceps, 45° curved upwards, size 0, with cleaning connector, working length 16 cm



649111 B

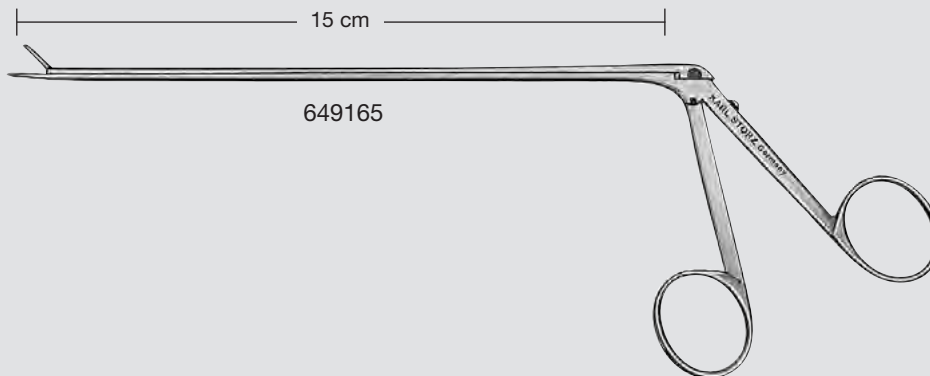
Same, size 1



649123 B

TAKAHASHI RHINOFORCE® II Ethmoid Forceps, spoon size 4 x 10 mm, with cleaning connector, working length 16 cm

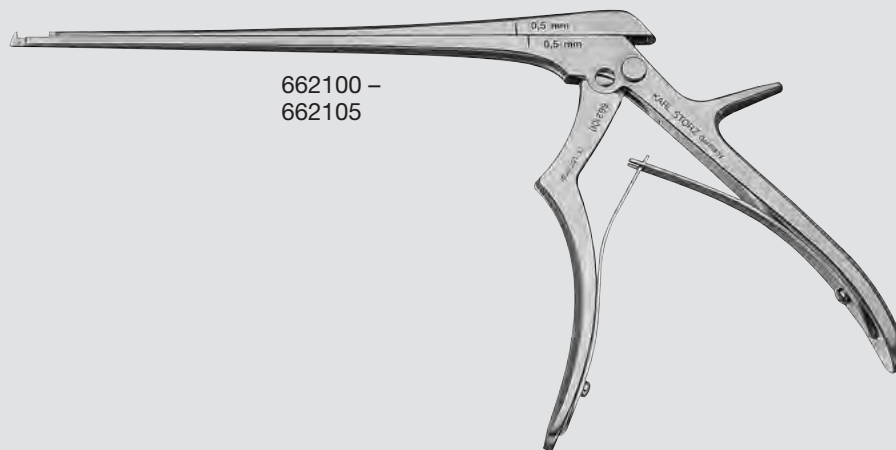
Grasping Forceps, working length 15 cm



649165

Grasping Forceps, rough serrated, working length 15 cm

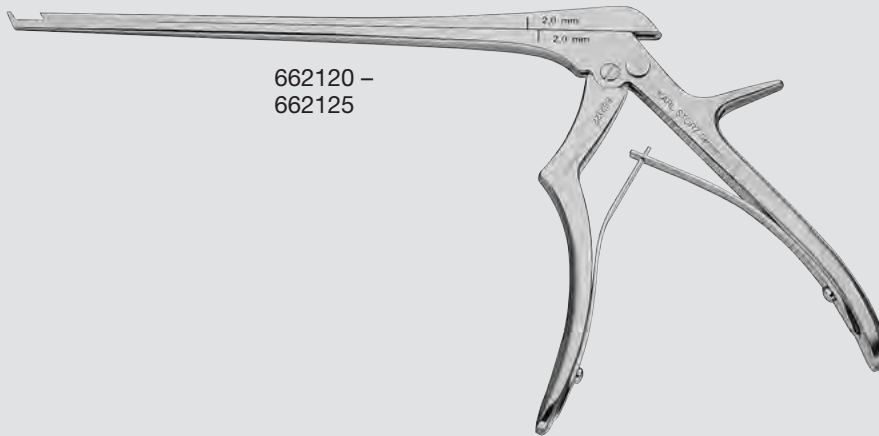
Bone Punches, detachable, working length 12 and 17 cm



662100 –
662105

| | | | |
|---|--|----------|--|
| ◦ | | 662100 | KERRISON Bone Punch , detachable, rigid, 90° upbiting, not through-cutting, size 0.5 mm, working length 17 cm |
| ◦ | | 662101 | Same , size 1 mm |
| ◦ | | 662101 K | KERRISON Micro Punch , detachable, short model, rigid, 90° upbiting, not through-cutting, size 1 mm, working length 12 cm |
| ◡ | | 662102 | KERRISON Bone Punch , detachable, rigid, 90° upbiting, not through-cutting, size 2 mm, working length 17 cm |
| ◡ | | 662103 | Same , size 3 mm |
| ◡ | | 662104 | Same , size 4 mm |
| ◡ | | 662105 | Same , size 5 mm |
| ∪ | | 662111 | KERRISON Bone Punch , detachable, rigid, 90° downbiting, not through-cutting, size 1 mm, working length 17 cm |
| ∪ | | 662112 | Same , size 2 mm |
| ∪ | | 662113 | Same , size 3 mm |
| ∪ | | 662114 | Same , size 4 mm |

Punches, detachable, working length 12 and 17 cm



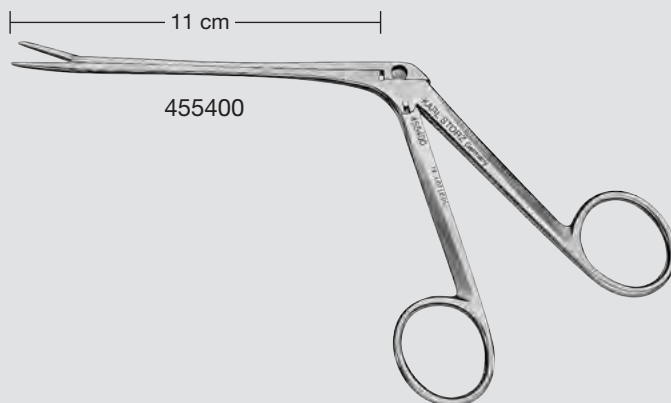
662120 –
662125

| | | | |
|---|--|----------|--|
| □ | | 662120 | KERRISON Bone Punch , detachable, rigid, upbiting 40° forward, size 0.7 mm, working length 17 cm |
| □ | | 662121 | Same , size 1 mm |
| □ | | 662121 K | KERRISON Micro Punch , detachable, short model, rigid, upbiting 55° forward, not through cutting, size 1 mm, working length 12 cm |
| □ | | 662122 | KERRISON Bone Punch , detachable, rigid, upbiting 40° forward, size 2 mm, working length 17 cm |
| □ | | 662123 | Same , size 3 mm |
| □ | | 662124 | Same , size 4 mm |
| □ | | 662125 | Same , size 5 mm |
| □ | | 662131 | KERRISON Bone Punch , detachable, rigid, downbiting 40° forward, size 1 mm, working length 17 cm |
| □ | | 662132 | Same , size 2 mm |
| □ | | 662133 | Same , size 3 mm |
| □ | | 662134 | Same , size 4 mm |

Nose

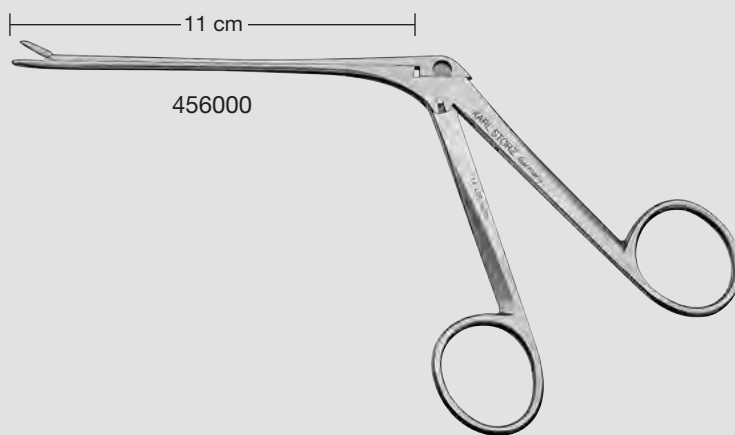
Nasal Sinuses,
Microscopic/Endoscopic Surgery
for Nasal Sinuses, Skull Base and Pituitary Surgery

Nasal Forceps, working length 11 and 15 cm



455400

NOYES-HARTMANN Nasal Forceps,
serrated jaws, working length 11 cm



456000

BLAKESLEY Nasal Forceps, straight,
size 0, working length 11 cm



456001

Same, size 1



456001 L

Same, size 1, working length 15 cm



456002

Same, size 2



456003

Same, size 3



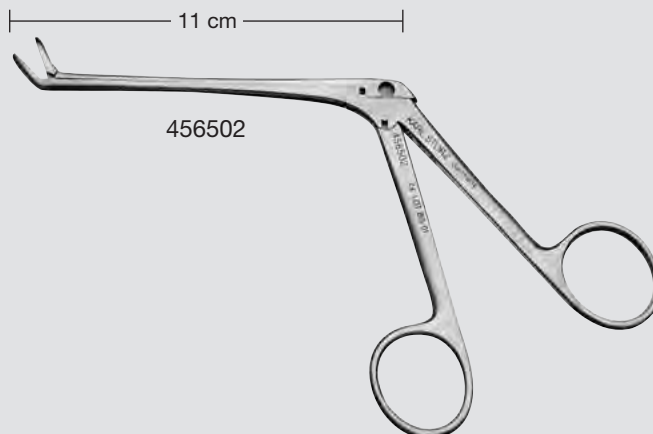
456004

Same, size 4

Nose

Nasal Sinuses,
Microscopic/Endoscopic Surgery
for Nasal Sinuses, Skull Base and Pituitary Surgery

Nasal Forceps, working length 11 cm



456500

BLAKESLEY-WILDE Nasal Forceps,
45° upturned, size 0, working length 11 cm



456501

Same, size 1



456502

Same, size 2



456503

Same, size 3



456504

Same, size 4



456801

BLAKESLEY-WILDE Nasal Forceps,
90° upturned, size 1, working length 11 cm



456802

Same, size 2



456803

Same, size 3



456811

BLAKESLEY-WILDE Nasal Forceps,
90° upturned, slender, long jaws 3.5 x 12 mm,
working length 11 cm



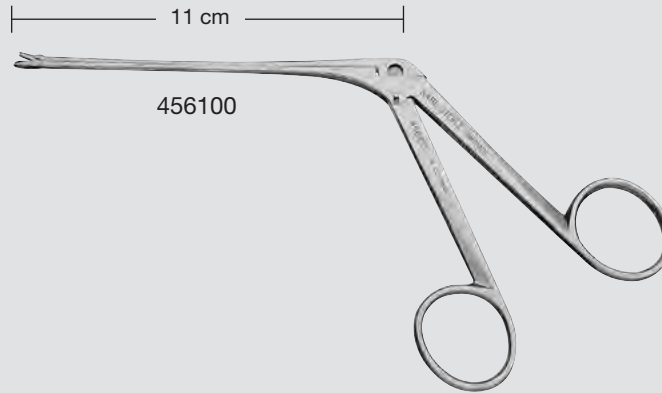
457720

BLAKESLEY-WIGAND Nasal Forceps,
60° upturned, long jaws 6 x 20 mm, rounded
tips, for grasping polyps and adenoid rests,
working length 11 cm

Nose

Nasal Sinuses,
Microscopic/Endoscopic Surgery
for Nasal Sinuses, Skull Base and Pituitary Surgery

Nasal Forceps, working length 11 cm



456100

Nasal Forceps, straight, through-cutting, tissue-sparing, BLAKESLEY shape, width 2.5 mm, working length 11 cm



456101

Same, width 3.5 mm



456102

Same, width 4.2 mm



456103

Same, width 4.8 mm



456120

Nasal Forceps, 45° upturned, through-cutting, tissue-sparing, BLAKESLEY shape, width 2.5 mm, working length 11 cm



456121

Same, width 3.5 mm



456122

Same, width 4.2 mm



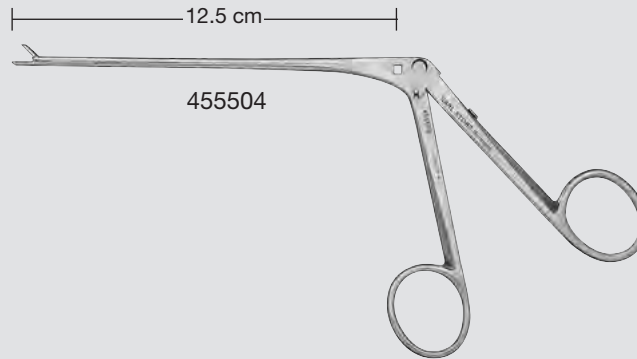
456123

Same, width 4.8 mm

Nose

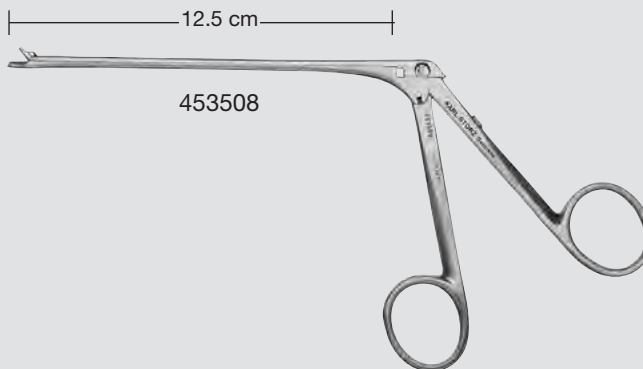
Nasal Sinuses,
Microscopic/Endoscopic Surgery
for Nasal Sinuses, Skull Base and Pituitary Surgery

Nasal Forceps, working length 10.5 and 12.5 cm



455504

TAKAHASHI Nasal Forceps, straight, delicate, working length 12.5 cm



453508

Nasal Forceps, straight, through-cutting, slender model, with flat jaws, bite 3 x 4 mm, working length 12.5 cm

453508 K

Same, with foreign body basket



453509

Nasal Forceps, straight, through-cutting, fine, bite 1.25 x 5 mm, working length 12.5 cm



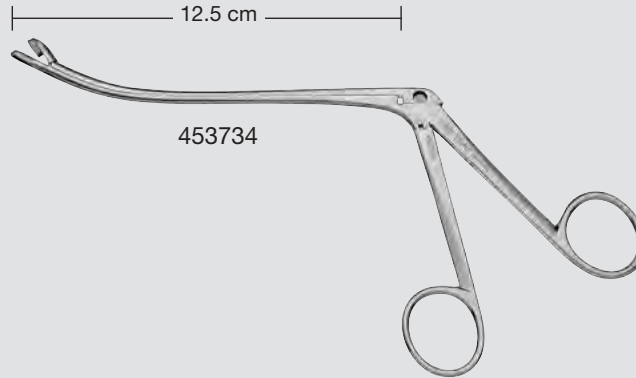
453510

Nasal Forceps, straight, through-cutting, robust model, small, bite 2.5 x 6.5 mm, working length 10.5 cm

Nose

Nasal Sinuses,
Microscopic/Endoscopic Surgery
for Nasal Sinuses, Skull Base and Pituitary Surgery

Nasal Forceps, working length 10.5 and 12.5 cm



453734



453710

Nasal Cutting Forceps, 45° upturned, through-cutting, slender model, with flat jaws, bite 3 x 4 mm, working length 12.5 cm



453721

Nasal Forceps, 45° upturned, through-cutting, fine, bite 1.5 x 4 mm, working length 12.5 cm



453722

Nasal Forceps, 45° upturned, through-cutting, robust model, small, bite 2.5 x 6.5 mm, working length 10.5 cm




453723

Nasal Forceps, 45° upturned, through-cutting, robust model, medium, bite 2.75 x 6 mm, working length 10.5 cm



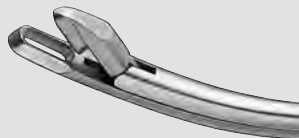
453724

Nasal Forceps, 45° upturned, through-cutting, robust model, large, bite 3 x 8 mm, working length 10.5 cm



453733

Nasal Forceps, through-cutting, fine, shaft end slightly curved upwards, bite 1.5 x 4.5 mm, working length 12.5 cm



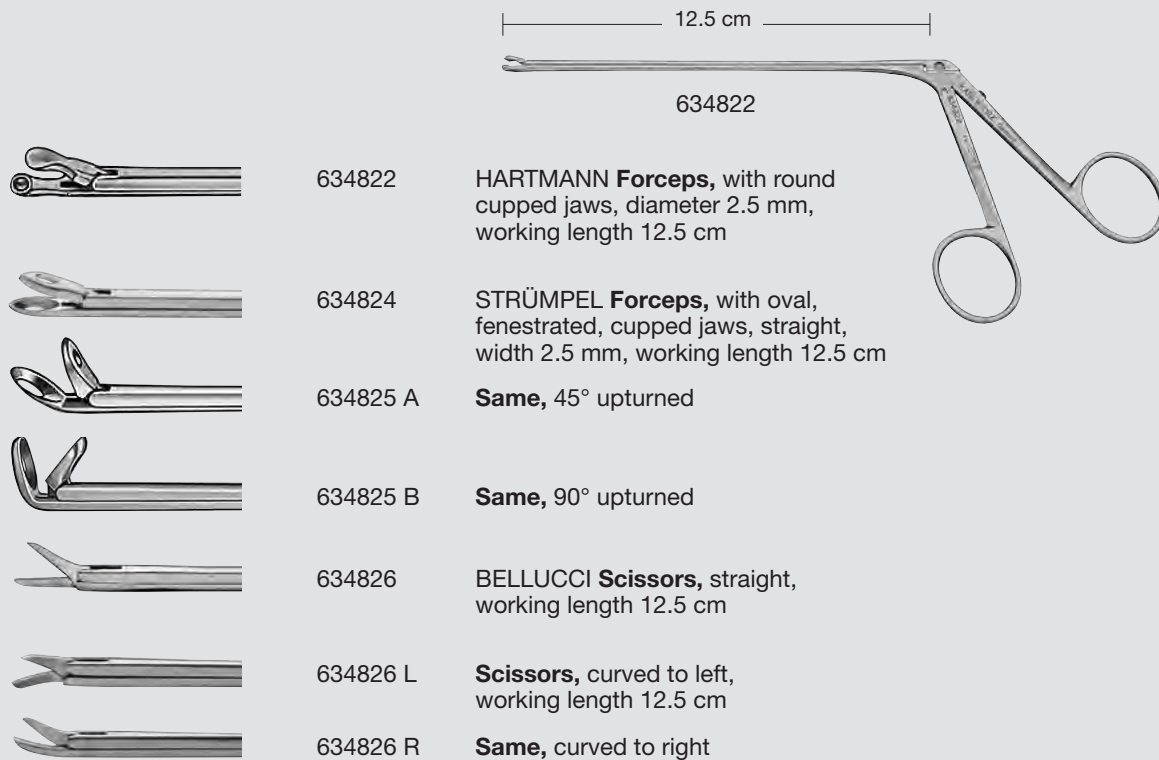
453734

Nasal Forceps, through-cutting, robust model, shaft end slightly curved upwards, working length 12.5 cm

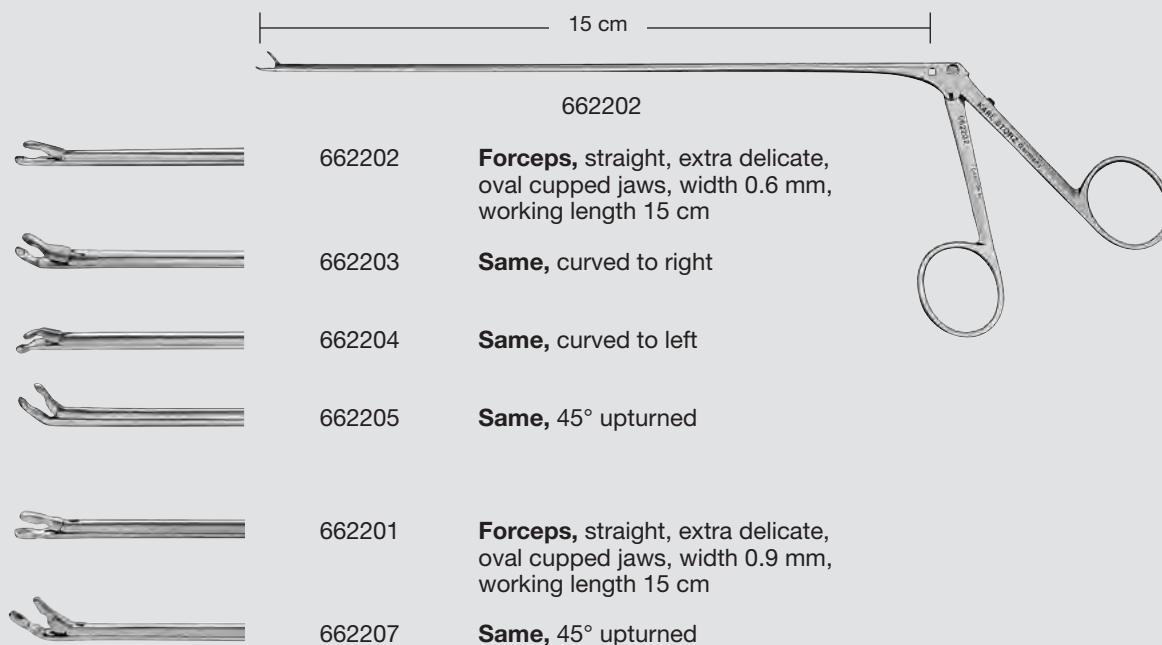
Nose

Nasal Sinuses,
Microscopic/Endoscopic Surgery
for Nasal Sinuses, Skull Base and Pituitary Surgery

Delicate forceps and scissors – particularly suitable for children and postoperative treatment,
working length 12.5 cm



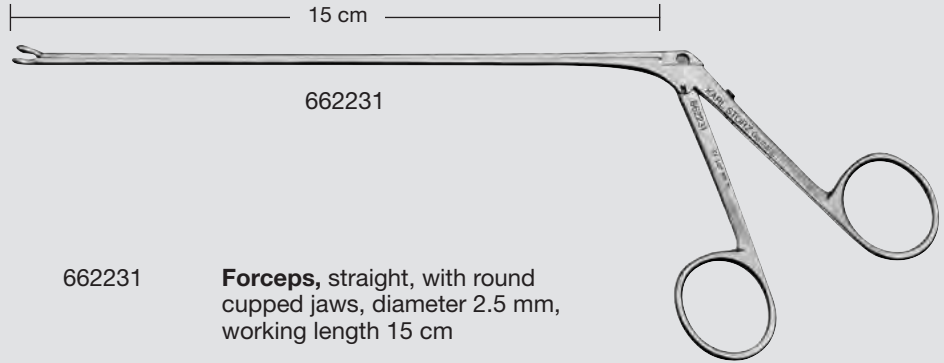
Forceps, working length 15 cm



Nose

Nasal Sinuses,
Microscopic/Endoscopic Surgery
for Nasal Sinuses, Skull Base and Pituitary Surgery

Forceps, working length 15 cm



662231

Forceps, straight, with round cupped jaws, diameter 2.5 mm, working length 15 cm



662235

Same, curved to right



662236

Same, curved to left



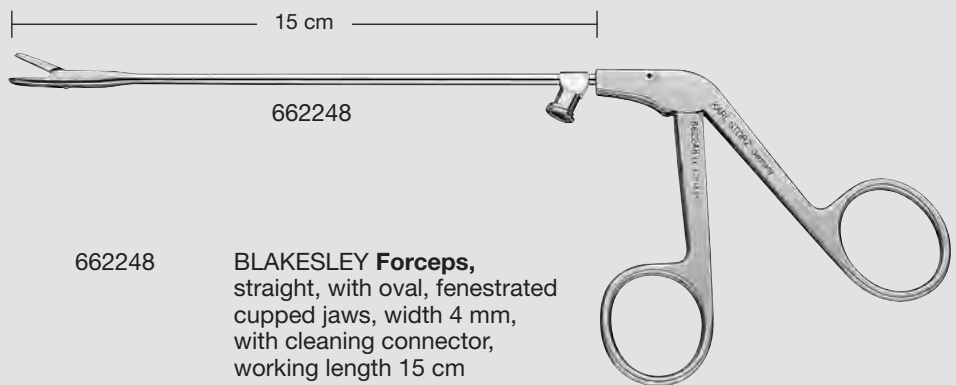
662237

Same, 45° upturned



662241

Forceps, straight, with round cupped jaws, diameter 4 mm, working length 15 cm



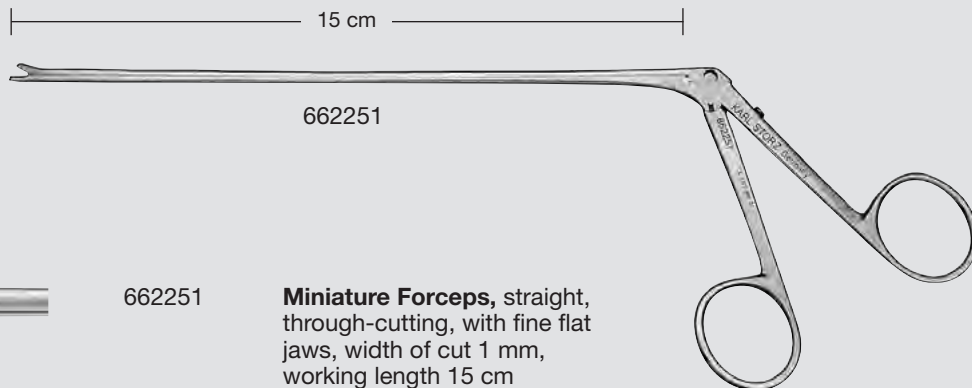
662248

BLAKESLEY Forceps, straight, with oval, fenestrated cupped jaws, width 4 mm, with cleaning connector, working length 15 cm

Nose

Nasal Sinuses,
Microscopic/Endoscopic Surgery
for Nasal Sinuses, Skull Base and Pituitary Surgery

Miniature Forceps, working length 15 cm



662251

Miniature Forceps, straight, through-cutting, with fine flat jaws, width of cut 1 mm, working length 15 cm



662255

Same, curved to right



662256

Same, curved to left



662257

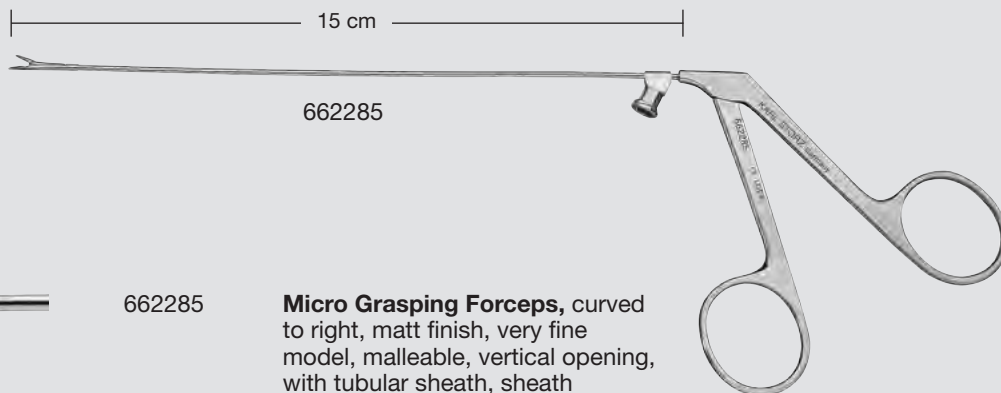
Same, curved upwards



662271

Grasping Forceps, straight, fine-serrated, working length 15 cm

Micro Grasping Forceps, working length 15 cm



662285

Micro Grasping Forceps, curved to right, matt finish, very fine model, malleable, vertical opening, with tubular sheath, sheath diameter 1.5 mm, with cleaning connector, working length 15 cm



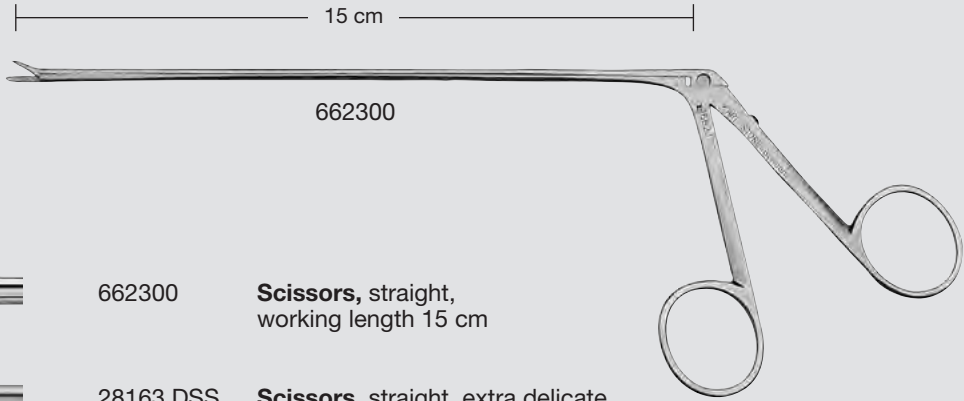
662286

Same, curved to left

Nose

Nasal Sinuses,
Microscopic/Endoscopic Surgery
for Nasal Sinuses, Skull Base and Pituitary Surgery

Scissors, working length 15 cm



662300

Scissors, straight,
working length 15 cm



28163 DSS

Scissors, straight, extra delicate,
working length 15 cm



662304

Same, curved to right, extra delicate



662305

Same, curved to left, extra delicate



662307

Same, 45° curved upwards, extra delicate

Micro Scissors, working length 8.5 cm



662341

Micro Scissors, straight, working length 8.5 cm,
length 19.5 cm



662342

Same, 45° curved upwards



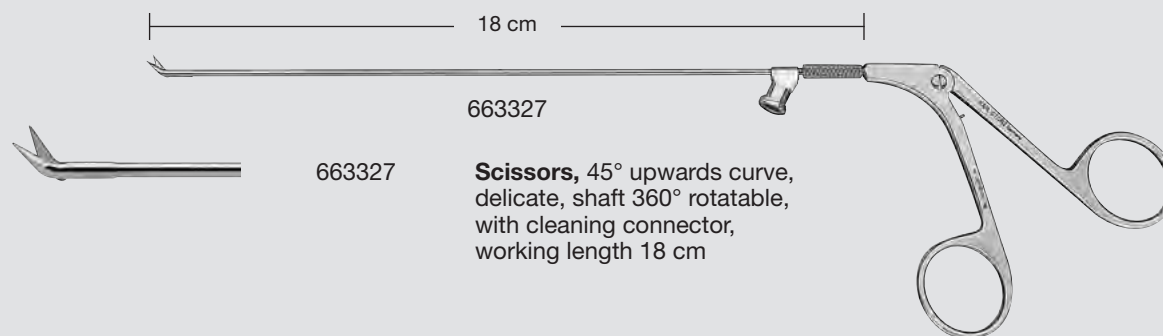
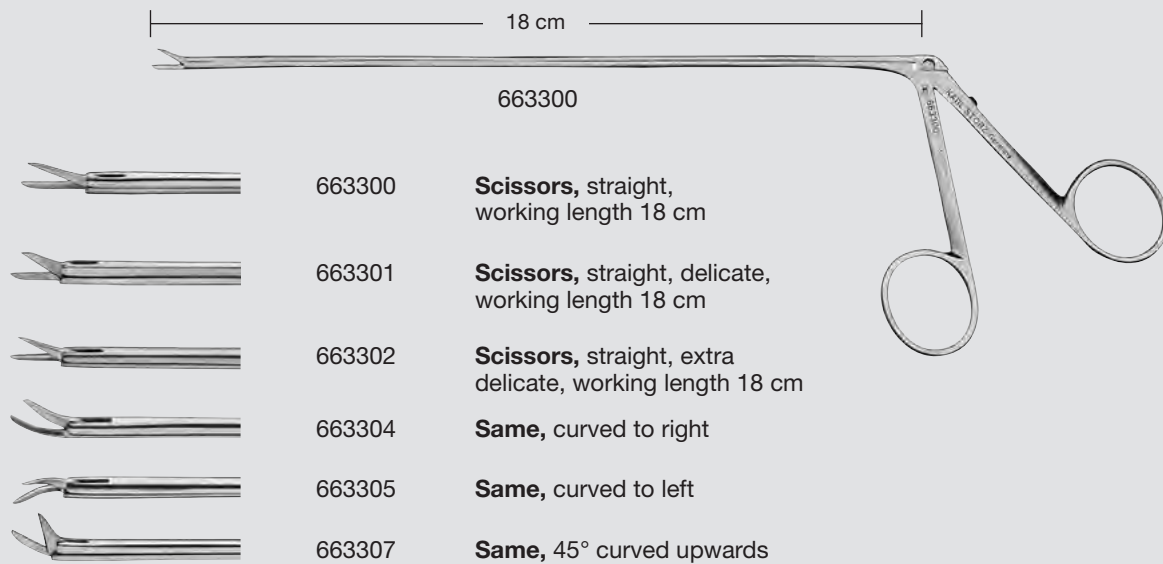
662344

Micro Scissors, curved upwards, horizontal cutting,
working length 8.5 cm, length 19.5 cm

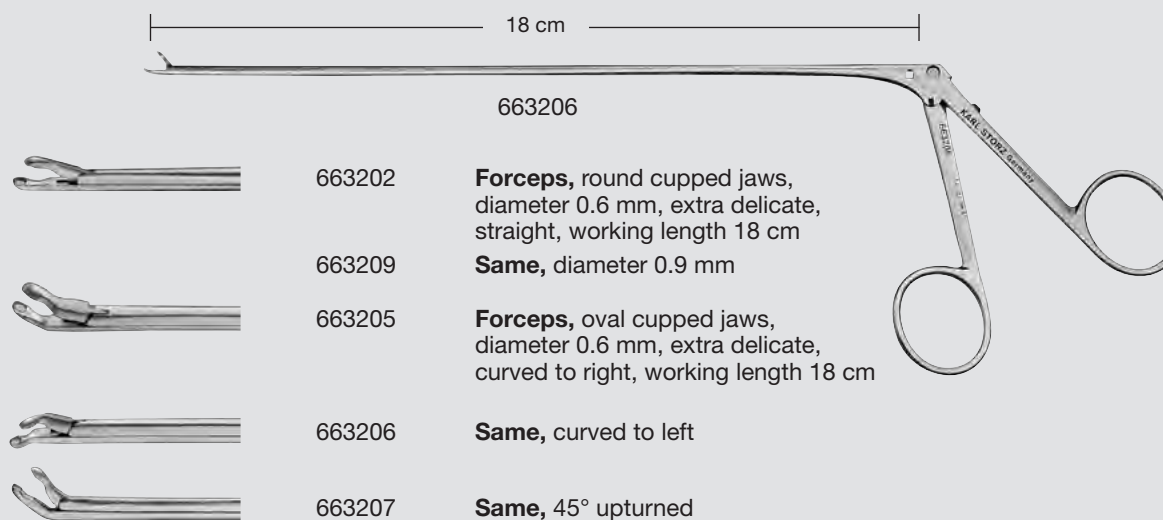
Nose

Nasal Sinuses,
Microscopic/Endoscopic Surgery
for Nasal Sinuses, Skull Base and Pituitary Surgery

Scissors, working length 18 cm



Forceps, working length 18 cm

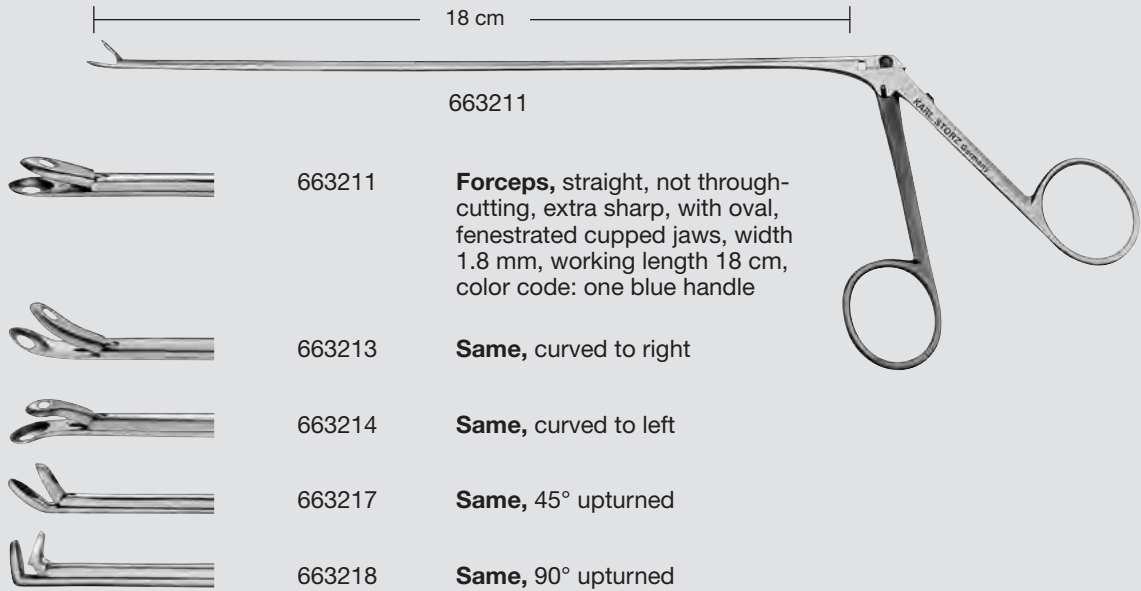


1-03s

Nose






Nasal Sinuses,
Microscopic/Endoscopic Surgery
for Nasal Sinuses, Skull Base and Pituitary Surgery

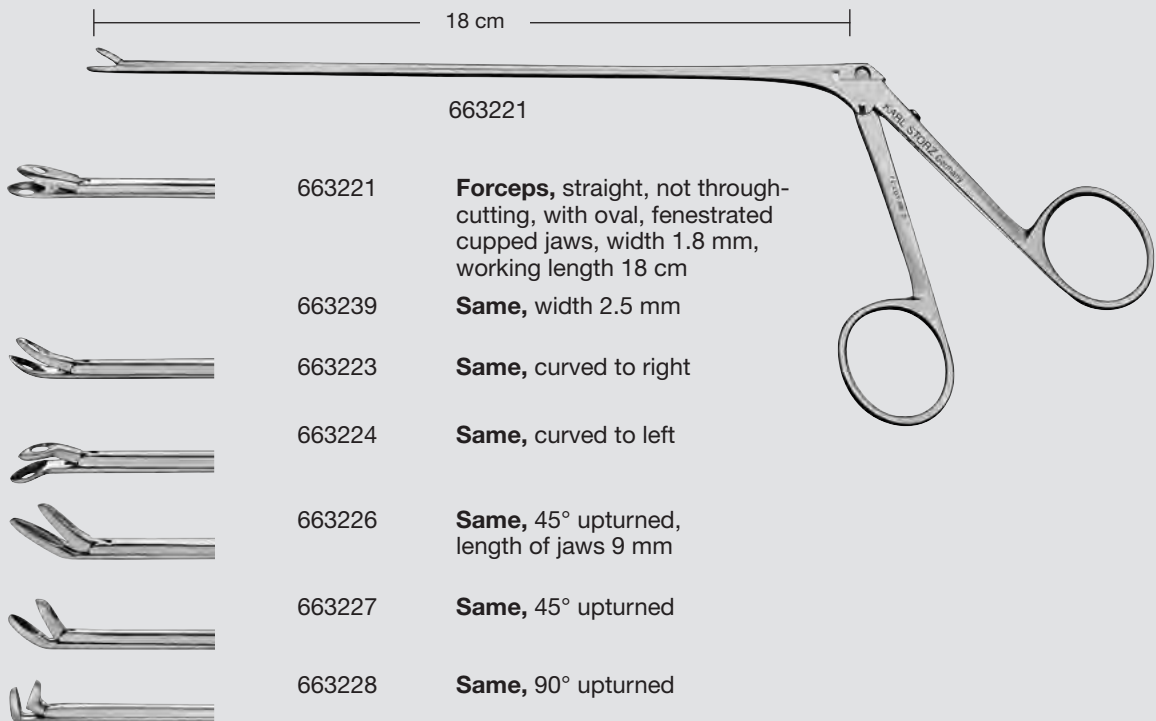
Forceps, working length 18 cm



18 cm








663211

| | | |
|---|--------|--|
|  | 663211 | Forceps , straight, not through-cutting, extra sharp, with oval, fenestrated cupped jaws, width 1.8 mm, working length 18 cm, color code: one blue handle |
|  | 663213 | Same , curved to right |
|  | 663214 | Same , curved to left |
|  | 663217 | Same , 45° upturned |
|  | 663218 | Same , 90° upturned |



18 cm

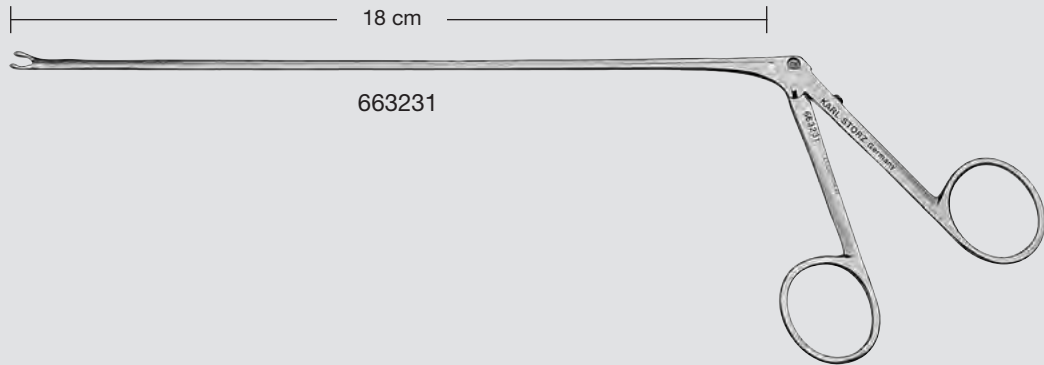
663221

| | | |
|---|--------|--|
|  | 663221 | Forceps , straight, not through-cutting, with oval, fenestrated cupped jaws, width 1.8 mm, working length 18 cm |
|  | 663239 | Same , width 2.5 mm |
|  | 663223 | Same , curved to right |
|  | 663224 | Same , curved to left |
|  | 663226 | Same , 45° upturned, length of jaws 9 mm |
|  | 663227 | Same , 45° upturned |
|  | 663228 | Same , 90° upturned |

Nose

Nasal Sinuses,
Microscopic/Endoscopic Surgery
for Nasal Sinuses, Skull Base and Pituitary Surgery

Forceps, working length 18 cm



663231

Forceps, straight, with round cupped jaws, diameter 2.5 mm, working length 18 cm



663235

Same, curved to right



663236

Same, curved to left



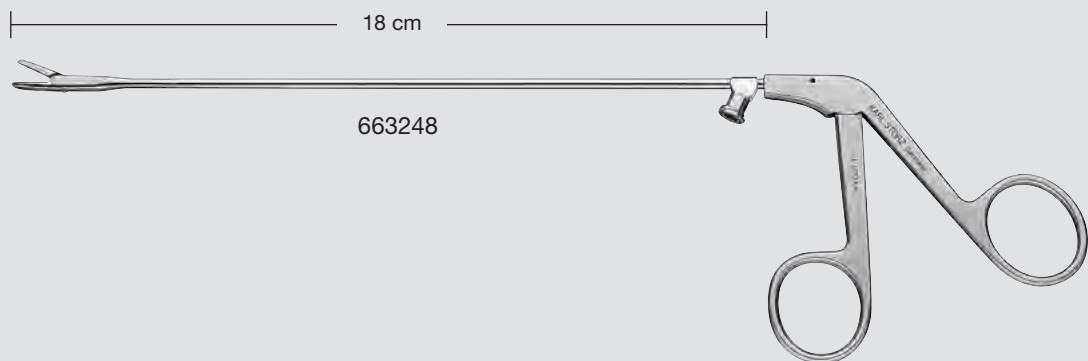
663237

Same, 45° upturned



663241

Same, diameter 4 mm



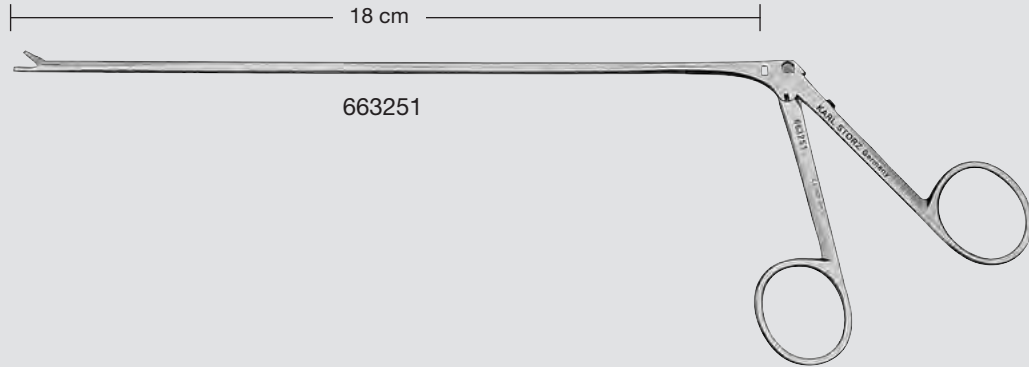
663248

BLAKESLEY Forceps, straight, with oval, fenestrated cupped jaws, width 4 mm, with cleaning connector, working length 18 cm

Nose

Nasal Sinuses,
Microscopic/Endoscopic Surgery
for Nasal Sinuses, Skull Base and Pituitary Surgery

Forceps, working length 18 cm



663251

Miniature Forceps, straight, through-cutting, with fine flat jaws, width of cut 1 mm, working length 18 cm



663255

Same, curved to right



663256

Same, curved to left



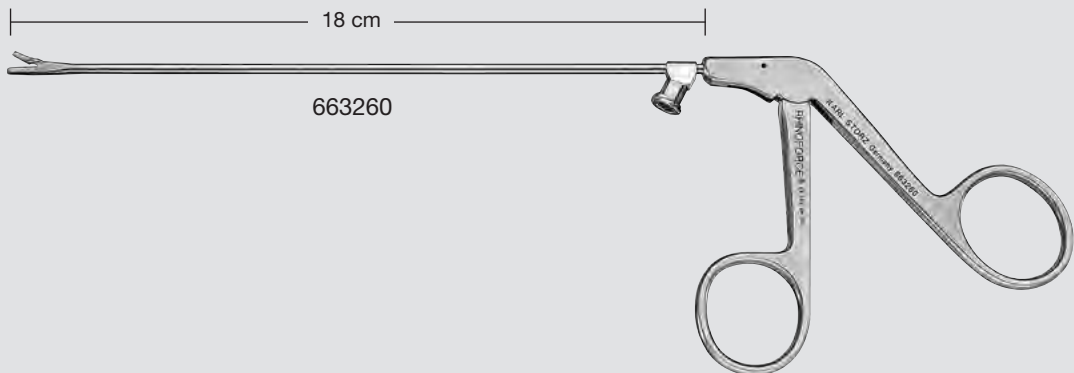
663257

Same, curved upwards



663271

Grasping Forceps, straight, fine-serrated, working length 18 cm



663260

GRÜNWALD-HENKE RHINOFORCE® II Forceps, straight, through-cutting, tissue-sparing, jaws 3 mm, BLAKESLEY shape, size 0, with cleaning connector, working length 18 cm

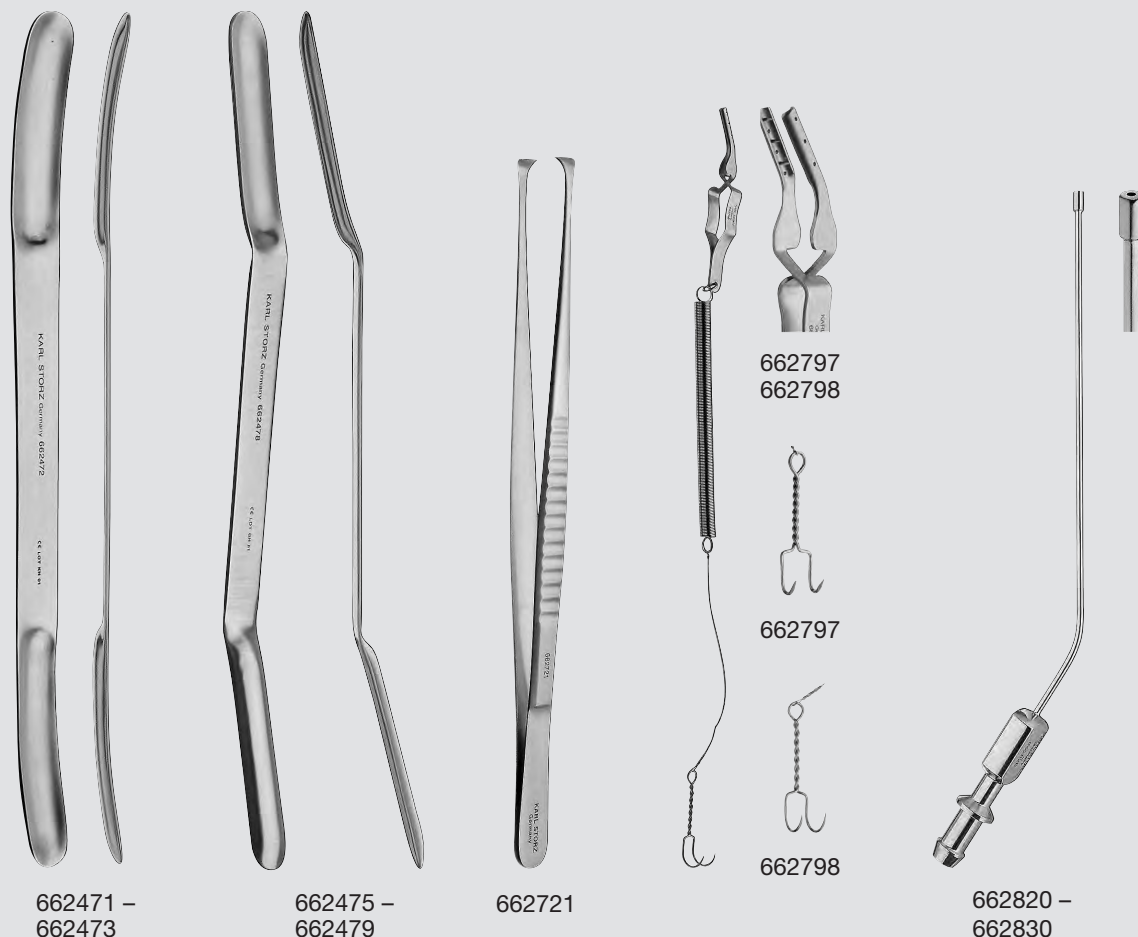


663263

Same, 45° upturned

Nose

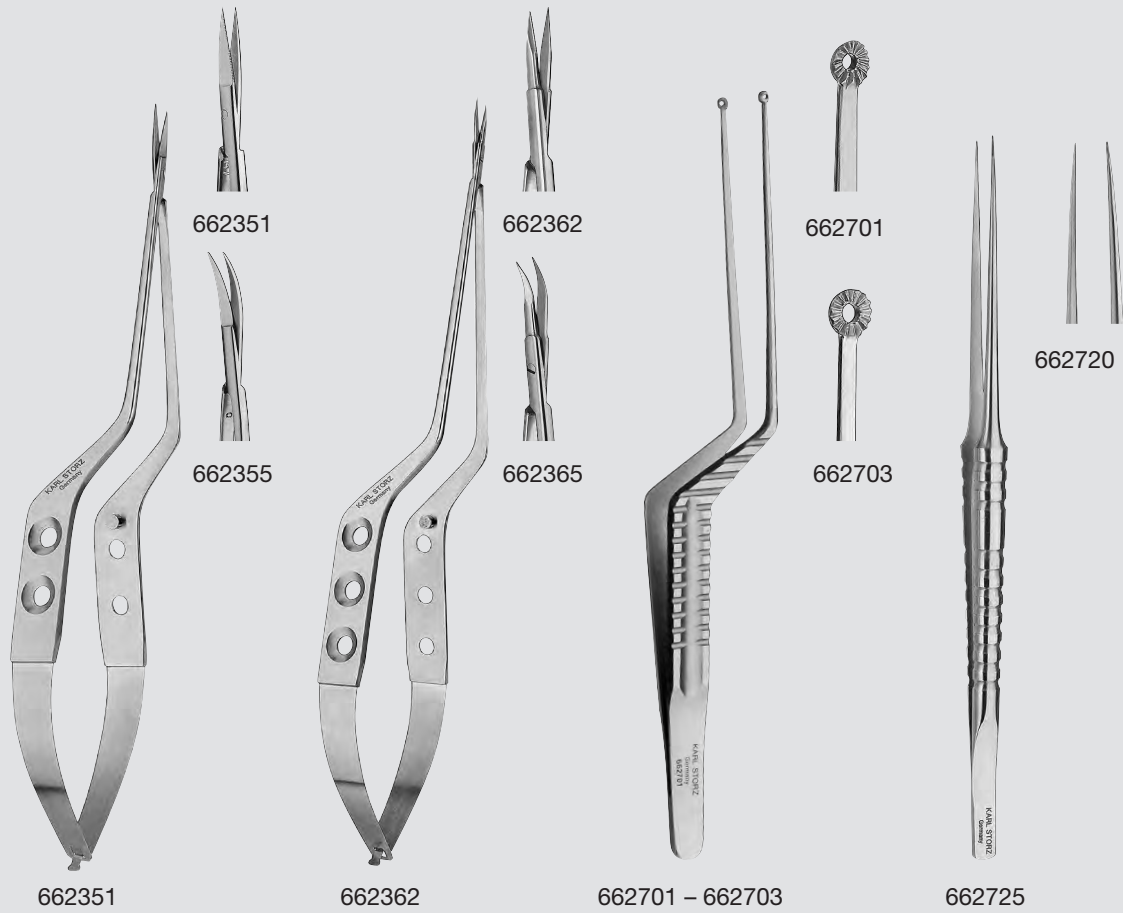
Nasal Sinuses,
Microscopic/Endoscopic Surgery
for Nasal Sinuses, Skull Base and Pituitary Surgery



- 662471 CUSHING **Brain Spatula**, angled on both sides, convex, malleable, width 11 and 13 mm, length 18 cm
- 662472 **Same**, width 15 and 18 mm
- 662473 **Same**, width 18 and 22 mm
- 662475 OLIVECRONA **Brain Spatula**, angled on both sides, concave, elastic, width 5 and 6 mm, length 18 cm
- 662476 **Same**, width 7 and 9 mm
- 662477 **Same**, width 11 and 13 mm
- 662478 **Same**, width 15 and 18 mm
- 662479 **Same**, width 18 and 22 mm
- 662721 ALLIS **Forceps**, with fine teeth, length 20 cm
- 662797 YASARGIL **Spring Hook**, small, for galea fixation with bulldog clamp, to be fastened to covering drape, diameter of spring 9 mm, total length 31 cm
- 662798 **Same**, large, total length 41 cm
- 662820 FRANK-PASQUINI **Suction Tube**, angular, tip straight, with grip plate and cut-off hole, diameter 2 mm, working length 12 cm
- 662825 **Same**, diameter 2.5 mm
- 662830 **Same**, diameter 3 mm

Nose

Nasal Sinuses,
Microscopic/Endoscopic Surgery
for Nasal Sinuses, Skull Base and Pituitary Surgery



- 662351 YASARGIL **Micro Scissors**, spring type, bayonet-shaped, scissor blades straight, length 20 cm
- 662355 YASARGIL **Same**, scissor blades curved downwards
- 662362 VANNAS **Micro Scissors**, spring type, bayonet-shaped, straight tips, length 20 cm
- 662365 **Same**, scissor blades curved upwards
- 662701 YASARGIL **Forceps**, for grasping tissue and tumors, round and serrated jaws, bayonet-shaped, diameter 3 mm, length 20 cm
- 662703 HUNT **Same**, diameter 5 mm
- 662720 **Micro Forceps**, tip 0.2 mm wide, straight, length 17 cm
- 662725 **Micro Forceps**, tip 0.5 mm wide, straight with plateau, length 17 cm

Nose

Nasal Sinuses,
Microscopic/Endoscopic Surgery
for Nasal Sinuses, Skull Base and Pituitary Surgery



- 663402 **Sickle Knife**, slightly curved, with round handle, length 21.5 cm
- 663405 **Round Knife**, vertical, with round handle, 4.5 x 3 mm, length 21.5 cm
- 663413 **Round Knife**, angled 30°, oval, with round handle, 2.1 x 2.5 mm, length 21.5 cm
- 663420 **Raspatory**, sharp, hook-shaped, strongly curved, with round handle, width 0.6 mm, length 21.5 cm
- 663422 **Elevator**, angled 25°, sharp, with round handle, 6 mm long, width 1 mm, length 21.5 cm
- 663423 **Same**, angled 20°, 7 mm long
- 663425 **Elevator**, angled 10°, sharp, with round handle, 11.5 mm long, width 1.2 mm, length 21.5 cm
- 663428 **Same**, angled 25°

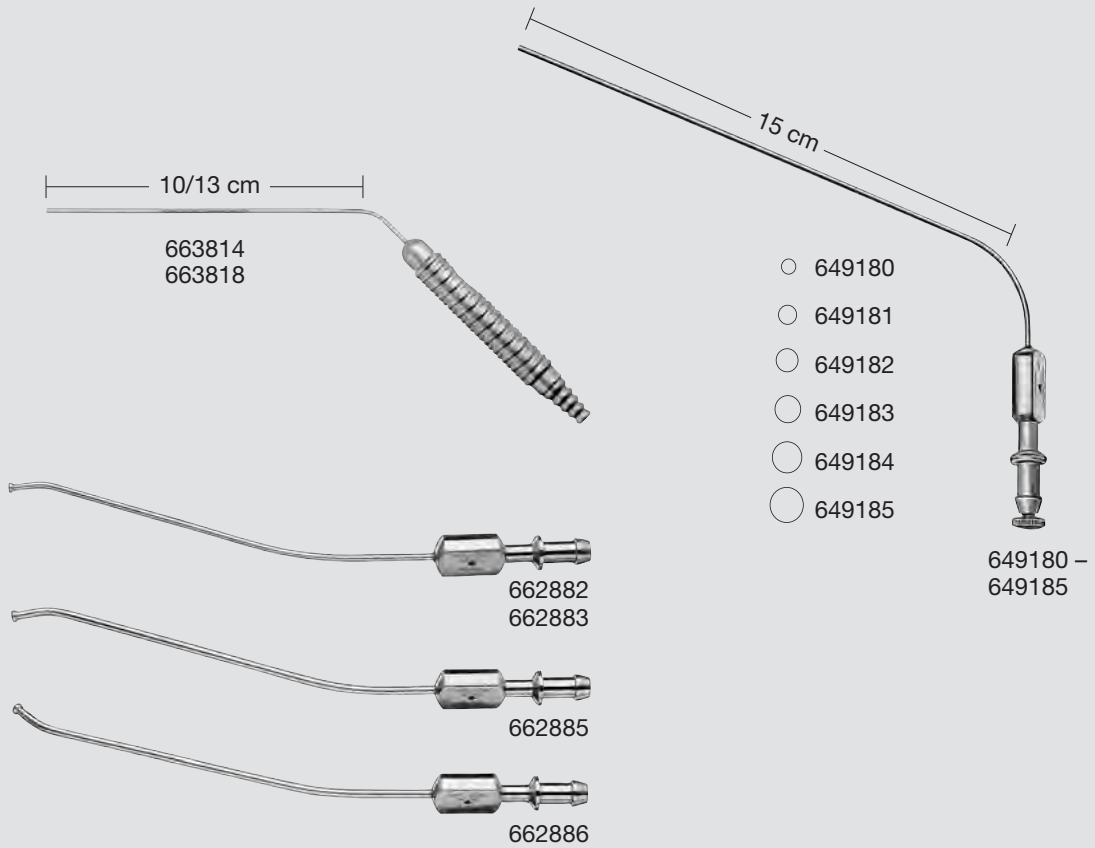
- 663431 **Micro Raspatory**, curved to right, length 21.5 cm
- 663432 **Same**, curved to left
- 663461 **Curette**, sharp, oval, angled 55°, 1.2 x 2 mm, with round handle, length 21.5 cm
- 663463 **Same**, angled 60°, 2 x 3.2 mm
- 663466 **Same**, angled 85°, 1.2 x 2 mm
- 663468 **Same**, angled 85°, 2 x 3.2 mm
- 663482 **Hook**, with ball end, angled 90°, with round handle, length 21.5 cm
- 663486 **Dissection Probe**, medium curve, blunt, with round handle, diameter 0.9 mm, length 21.5 cm
- 663487 **Same**, diameter 0.6 mm
- 663488 **Same**, diameter 0.5 mm

4-031

Nose

Nasal Sinuses,
Microscopic/Endoscopic Surgery
for Nasal Sinuses, Skull Base and Pituitary Surgery

Suction Tubes, working length 10, 13 and 15 cm

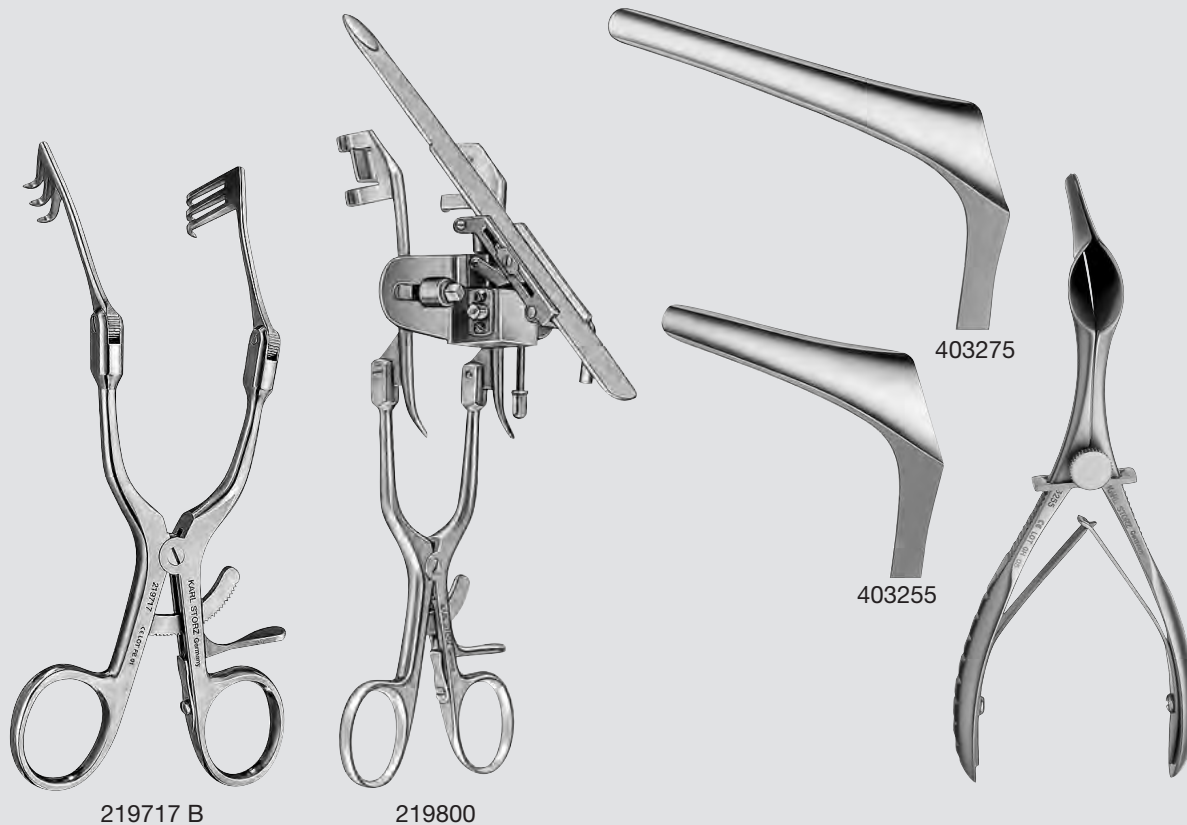


- | | |
|--------|---|
| 649180 | FERGUSON Suction Tube , with cut-off hole and stylet, LUER, 6 Fr., working length 15 cm |
| 649181 | Same , 7 Fr. |
| 649182 | Same , 8 Fr. |
| 649183 | Same , 10 Fr. |
| 649184 | Same , 12 Fr. |
| 649185 | Same , 15 Fr. |
| 663814 | Suction Tube , angular, malleable, with round handle and cut-off hole, diameter 2 mm, working length 10 cm |
| 663818 | Same , working length 13 cm |
| 662882 | FRANK-PASQUINI Suction Tube , angular, tip curved upwards, ball end, with grip plate and cut-off hole, LUER, diameter 2.4 mm, working length 13 cm |
| 662883 | Same , curved downwards |
| 662885 | FRANK-PASQUINI Suction Tube , angular, tip curved upwards, ball end, with grip plate and cut-off hole, LUER, diameter 3 mm, working length 13 cm |
| 662886 | Same , curved downwards |

Components/Spare Parts see chapter 16

Nose

Nasal Sinuses,
Microscopic/Endoscopic Surgery
for Nasal Sinuses, Skull Base and Pituitary Surgery



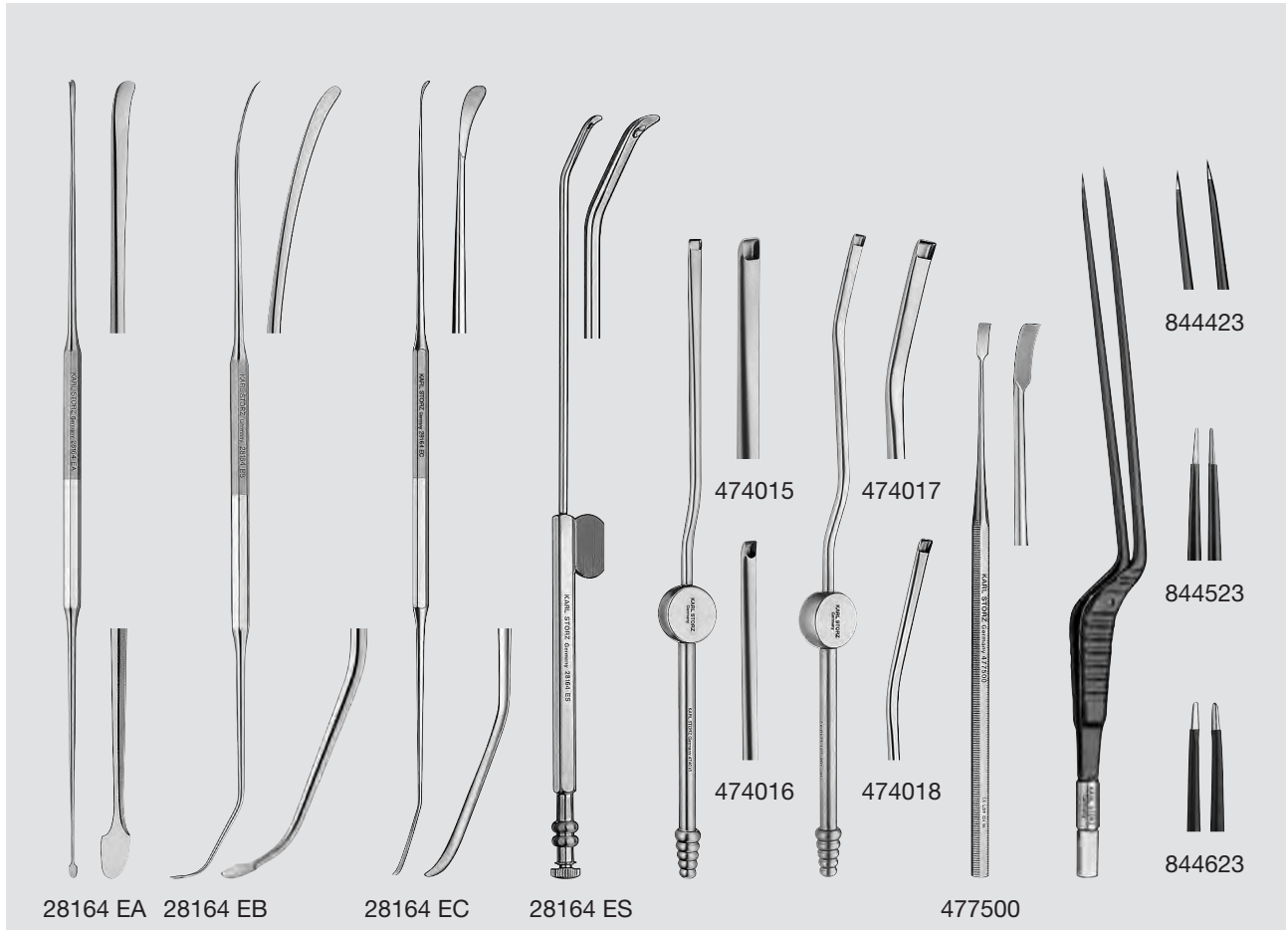
- 219717 B FISCH **Retractor**, articulated, 3 x 3 prongs, sharp, length 17 cm
- 219800 FISCH **Dura Retractor**, length 18 cm including:
 - Spatula**, straight, length 12 cm
 - Spatula**, straight, length 15 cm
 - Spatula**, curved, length 15 cm
 - Spatula Attachment**, for adjustment of spatulas
 - Wrench**, for spatula attachment
- 403255 KILLIAN-STRUYCKEN **Nasal Speculum**, with set rack, blade length 55 mm, length 15 cm
- 403275 **Same**, blade length 75 mm
- 798618 HEGAR **Needle Holder**, tungsten carbide inserts, slender, length 18 cm
- 799016 DRAF **Micro Needle Holder**, extra fine, coated jaws, matt finish, polished handle rings, length 16.5 cm

Components/Spare Parts see chapter 16

4-031

Nose

Nasal Sinuses,
Microscopic/Endoscopic Surgery
for Nasal Sinuses, Skull Base and Pituitary Surgery



- 28164 EA CASTELNUOVO **Elevator**, double-ended, semisharp and blunt, length 26 cm
- 28164 EB CASTELNUOVO **Elevator**, double-ended, angled end shovel-shaped, semisharp, blunt end slightly curved, length 26 cm
- 28164 EC CASTELNUOVO **Elevator**, double-ended, blunt end angled, semisharp end slightly curved, graduated, length 26 cm
- 28164 ES CASTELNUOVO **Suction Elevator**, with stylet, curved, length 25 cm
- 474015 CASTELNUOVO **Suction Elevator**, flat tip, 5 x 1.8 mm, lateral suction opening, bayonet-shaped, with grip plate, length 21 cm
- 474016 **Same**, flat tip 3 x 1.8 mm
- NEW** 474017 CASTELNUOVO **Suction Elevator**, flat tip 5 x 1.8 mm, lateral suction opening, bayonet-shaped, distal end curved, with grip plate, length 21 cm
- NEW** 474018 **Same**, 3 x 1.8 mm
- 477500 **FREER Raspator**, curved, width 4 mm, length 18 cm
- 844423 **Bipolar Coagulating Forceps**, insulated, bayonet-shaped, tip 0.3 mm, length 23 cm, for use with Bipolar High Frequency Cords 847000 E or 847000 A/F/M/N/S/T/V
- 844523 **Same**, tip 0.7 mm, length 23 cm
- 844623 **Same**, blunt, tip 1.2 mm, length 23 cm

THUMFART Irrigation and Suction Endoscope

with ergonomic ring handle, with press or push button valve for switching irrigation on and off, for use with HOPKINS® II telescopes diameter 2.7 and 4 mm as well as Irrigation and Suction Sheaths 723527 A – F and 723540 A – F

The suction-irrigation endoscope is used to clear the telescope lens of blood, secretions and condensation. This ensures that there is always a clear view of the surgical field. It is no longer necessary to remove the telescope from the nasal cavity in order to clean the

lens. This eliminates the reorientation and adjustment of the surgical field which was necessary in the past and results in significant time savings and uninterrupted work. To a certain extent, the irrigation jet also makes it possible to clear the surgical field.


Special Features:

- Handle is easy to hold and operate due to the ergonomic ring handle and finger grip plate
- Irrigation-suction sheaths can be rotated 360° in the handle for use in all fields of view
- Continuous suction
- For use with high pressure irrigation or irrigation bag
- For use with HOPKINS® II telescopes diameter 2.7 and 4 mm
- Handle available with 2 different valves:
Press button valve with lock function:
 Pressing down the valve button into the lock position starts irrigation, pressing the valve button again releases the locked position and stops irrigation
Push button valve:
 Irrigation is only possible when the valve button is depressed



- 723620 THUMFART **Irrigation and Suction Handle**, with ergonomic ring handle, for use with Irrigation and Suction Sheaths 723527 A – F and 723540 A – F including:
Press Button Valve, with lock function
- 723621 THUMFART **Irrigation and Suction Handle**, with ergonomic ring handle, for use with Irrigation and Suction Sheaths 723527 A – F and 723540 A – F including:
Push Button Valve (irrigation only active when the valve button is depressed)
- 101010-10* **Single Use Push Button Pressure Valve**, for switching irrigation on and off, sterile, package of 10, for use with THUMFART and IRO Suction and Irrigation Handle 723620 H and 723622 H

4-031

*  mtp medical technical promotion gmbh,
Take-Off GewerbePark 46, D-78579 Neuhausen ob Eck

Components/Spare Parts see chapter 16

IRO Irrigation and Suction Endoscope

with pistol grip handle, with press or push button valve for switching irrigation on and off,
for use with HOPKINS® II Telescopes diameter 2.7 and 4 mm as well as Irrigation and Suction Sheaths
723527 A – F and 723540 A – F

In addition to the decisive clinical advantages of using a suction-irrigation device for nasal sinus surgery,
IRO handle is distinguished by the following special features:

- Ergonomic pistol-grip handle for enhanced ease of use and comfort
- Irrigation-suction sheaths can be rotated 360° in the handle for use in all fields of view
- On-axis rotation of the sheath can be performed while maintaining the position of the pistol-grip handle. In this way, handling of instruments through the working channel is possible without becoming entangled with the fiber optic light cable.
- For use with HOPKINS® II Telescopes diameter 2.7 and 4 mm
- Grip is available with 2 different valves:
Press button valve with lock function: Pressing down the valve button into the lock position starts irrigation, pressing the valve button again releases the locked position and stops irrigation
Push button valve: Irrigation is only possible when the valve button is depressed
- For use with high pressure irrigation or irrigation bag
- Continuous suction



723622 IRO Irrigation and Suction Handle, pistol-shaped, for use with Irrigation and Suction Sheaths 723527 A – F and 723540 A – F including:

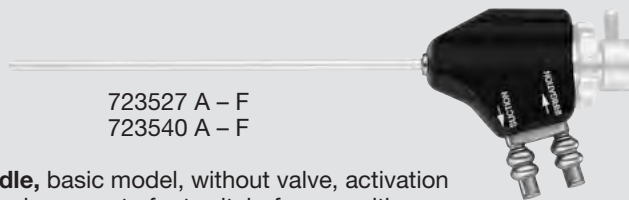
Press Button Valve, with lock function

723623 IRO Irrigation and Suction Handle, pistol-shaped, for use with Irrigation and Suction Sheaths 723527 A – F and 723540 A – F including:

Push Button Valve (irrigation only active when the valve button is depressed)




723622/723623



723630 Irrigation and Suction Handle, basic model, without valve, activation and deactivation of irrigation via separate footswitch, for use with Irrigation and Suction Sheaths 723527 A – F and 723540 A – F

723630

101010-10* **Single Use Push Button Pressure Valve**, for switching irrigation on and off, sterile, package of 10, for use with THUMFART and IRO Suction and Irrigation Handle 723620 H and 723622 H

*  mtp medical technical promotion gmbh,
Take-Off GewerbePark 46, 78579 Neuhausen ob Eck, Germany

Components/Spare Parts see chapter 16

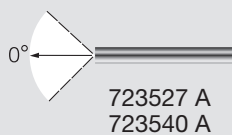
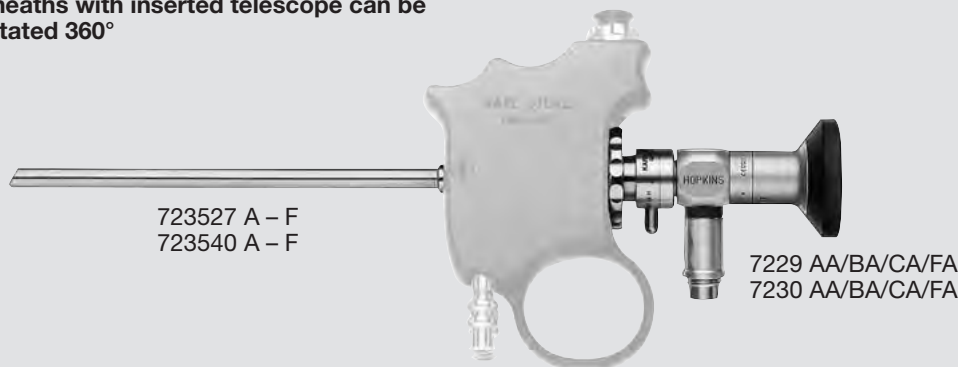
Irrigation and Suction Sheaths

for endoscopic nasal sinuses surgery, for use with Irrigation and Suction Handles 723620 – 723630 and HOPKINS® II telescopes with diameter 2.7 mm 7219 AA – FA, 7229 AA – FA and HOPKINS® II telescopes with diameter 4 mm 7230 AA – FA

The sheaths 723527 A – F and 723540 A – F represent a new, improved construction with excellent irrigation-suction characteristics:

Special Features:

- Completely new design with double channel in a single sheath
 - Maintenance free – no seal rings
 - Robust stability – torsion resistant
 - Hygienic – separate irrigation and suction canals
 - Liquid which remains in the sheath cannot be rinsed out in the surgical area
 - Slim, vertical oval sheath shapes: 3.5 x 4.7 mm and 4.8 x 6 mm
 - Sheaths with inserted telescope can be rotated 360°
- 723527 A – F for use with 2.7 mm HOPKINS® II Telescopes with 0°, 30° and 45°
 - 723540 A – F for use with 4 mm HOPKINS® Telescopes with 0°, 30°, 40° and 70°
 - Suitable for IRO and THUMFART Irrigation and Suction Handles 723620 – 723623 and for 723630
 - Easy preparation with Cleaning Accessories 723540 K/L, 723527 L



723527 A

Irrigation and Suction Sheath 0°, vertical oval, 3.5 x 4.7 mm, separate irrigation and suction channels, for use with Irrigation and Suction Handles 723620 – 723630, Cleaning Accessories 723527 L, 723540 K and Telescopes 7219 AA, 7229 AA



723527 B

Same, 30°, for use with Telescopes 7219 BA, 7229 BA

723527 F

Same, 45°, for use with Telescopes 7219 FA, 7229 FA



723540 A

Irrigation and Suction Sheath 0°, vertical oval, 4.8 x 6 mm, separate irrigation and suction channels, for use with Irrigation and Suction Handles 723620 – 723630, Cleaning Accessories 723540 K – L and Telescope 7230 AA

723540 B

Same, 30°, for use with Telescope 7230 BA

723540 F

Same, 45°, for use with Telescope 7230 FA

723540 C

Same, 70°, for use with Telescope 7230 CA



723540 K

Cleaning Attachment, for irrigation channel of Irrigation and Suction Sheaths 723527 A – F and 723540 A – F, LUER-Lock, length 3.5 cm

723540 L

Cleaning Tube, for suction/telescope channel of Irrigation and Suction Sheaths 723540 A – F and for Irrigation and Suction Sheaths 7230 AS – FS, LUER-Lock, length 23 cm

723527 L

Cleaning Tube, for suction/telescope channel of Irrigation and Suction Sheaths 723527 A – F and Irrigation and Suction Sheaths 7207 AS/BS, 7219 AS – FS, 7220 AS – FS and 7228 AS – FS, LUER-Lock, length 24 cm

CLEARVISION® II

for Intraoperative Cleaning of the Front Lens

CLEARVISION® II System

The KARL STORZ CLEARVISION® II System cleans the lens simply and quickly via a pulsating irrigation technique, which provides an unobstructed view during interventions in sinus or neural sinus surgery. The rinsing process is activated by pressing the footswitch. Releasing the footswitch reverses the pump to suction out any remaining irrigation fluid in the tube or irrigation sheath. The duration of the reverse rotation can be set on a switch on the front of the device. Any drops of irrigation liquid on the distal lens is removed to prevent reflections.

The CLEARVISION® II System can be used in conjunction with suitable sheaths for use with KARL STORZ HOPKINS® II Telescopes 7229 AA – FA

and 7230 AA – FA. When designing the construction, particular value was placed on the fact that the intervention would not have to be interrupted during the cleaning phase.

Special Features:

- **The first stage (semi-pressed pedal) cleans the distal lens by means of a pulsating irrigation flow. This ensures the removal of stubborn residues.**
- **The second stage (fully pressed pedal) activates a continuous irrigation flow. This is suitable for filling cavities (i.e. sphenoid cavities) with water. The resulting vessel compression is suitable for controlling minor bleeding.**
- **Two-stage footswitch**

Complete system configuration recommended




- 40 3341 01 CLEARVISION® II Set**, lens irrigation system for endoscopes, power supply 100 – 240 VAC, 50/60 Hz including:
- Mains Cord**
 - One-Pedal Footswitch**
 - Silicone Tubing Set**, sterilizable

- Optional accessory:**
031229-10* **Tubing Set**, sterile, package of 10

Specifications:

| | | | |
|--------------|--|----------------------|---------------------------|
| Irrigation | min. 30 min with 1 l irrigation liquid non-regulated flow (ml/min): 40 | Dimensions w x h x d | 100 x 180 x 70 mm |
| Power Supply | 100-240 VAC, 50/60 Hz | Weight | 1.5 kg |
| | | Certified to | IEC 601-1, CE acc. to MDD |

*  mtp medical technical promotion gmbh,
Take-Off GewerbePark 46, 78579 Neuhausen ob Eck, Germany

Components/Spare Parts see chapter 16

CLEARVISION® II

System Components

One-Pedal
Footswitch



20 0142 30

Silicone Tubing Set,
for single use




40 3341 40

UNIT SIDE

PATIENT SIDE



Irrigation Sheath




7230 FS

CLEARVISION® II


Irrigation Sheaths for use with CLEARVISION® II System

Irrigation Sheaths, proximally reinforced for use with Holder 28272 RKB

Irrigation Sheath, proximally reinforced for use with Adjustable Holder 28272 RKB



Compatible HOPKINS® Telescopes



| Detail | Order No. | Outer Diameter | Working length | Order No. | View | Outer Diameter | Length |
|--------|-----------|----------------|----------------|---------------------|------|----------------|--------|
| | 7207 AS | 3.5 x 4.7 mm | 7 cm | 7207 AA | 0° | 2.7 mm | 11 cm |
| | 7207 BS | 3.5 x 4.7 mm | 7 cm | 7207 BA | 30° | 2.7 mm | 11 cm |
| | 7207 CS | 3.5 x 4.7 mm | 7 cm | 7207 CA | 70° | 2.7 mm | 11 cm |
| | 7220 AS | 4.8 x 3.7 mm | 10 cm | 7220 AA | 0° | 3 mm | 14 cm |
| | 7220 BS | 4.8 x 3.7 mm | 10 cm | 7220 BA | 30° | 3 mm | 14 cm |
| | 7220 FS | 4.8 x 3.7 mm | 10 cm | 7220 FA | 45° | 3 mm | 14 cm |
| | 7220 CS | 4.8 x 3.7 mm | 10 cm | 7220 CA | 70° | 3 mm | 14 cm |
| | 7228 AS | 4.8 x 6 mm | 11 cm | 7228 AA | 0° | 4 mm | 15 cm |
| | 7228 BS | 4.8 x 6 mm | 11 cm | 7228 BA | 30° | 4 mm | 15 cm |
| | 7228 FS | 4.8 x 6 mm | 11 cm | 7228 FA | 45° | 4 mm | 15 cm |
| | 7228 CS | 4.8 x 6 mm | 11 cm | 7228 CA | 70° | 4 mm | 15 cm |
| | 7230 AS | 4.8 x 6 mm | 14 cm | 7230 AA 28132 AA | 0° | 4 mm | 18 cm |
| | 7230 BS | 4.8 x 6 mm | 14 cm | 7230 BA 28132 BA | 30° | 4 mm | 18 cm |
| | 7230 FS | 4.8 x 6 mm | 14 cm | 7230 FA 28132 FA | 45° | 4 mm | 18 cm |
| | 7230 CS | 4.8 x 6 mm | 14 cm | 7230 CA 28132 CA | 70° | 4 mm | 18 cm |
| | 7219 AS | 3.5 x 4.7 mm | 14 cm | 7219 AA 7229 AA | 0° | 2.7 mm | 18 cm |
| | 7219 BS | 3.5 x 4.7 mm | 14 cm | 7219 BA 7229 BA | 30° | 2.7 mm | 18 cm |
| | 7219 FS | 3.5 x 4.7 mm | 14 cm | 7219 FA 7229 FA | 45° | 2.7 mm | 18 cm |
| | 7219 CS | 3.5 x 4.7 mm | 14 cm | 7219 CA 7229 CA | 70° | 2.7 mm | 18 cm |

723527 L **Cleaning Tube**, for suction/telescope channel of Irrigation and Suction Sheaths 723527 A – F and Irrigation and Suction Sheaths 7207 AS/BS, 7219 AS – FS, 7220 AS – FS and 7228 AS – FS, LUER-Lock, length 24 cm

723540 L **Cleaning Tube**, for suction/telescope channel of Irrigation and Suction Sheaths 723540 A – F and for Irrigation and Suction Sheaths 7230 AS – FS, LUER-Lock, length 23 cm

Holding Systems

with KSLOCK, for use with Irrigation Sheaths for CLEARVISION® II System



28272 RKB **Holding System, autoclavable**, with quick release coupling KSLOCK

including:

Rotation Socket, to clamp to the OR table, for European and US standard rails, with lateral clamp for height and angle adjustment of the articulated stand

Articulated Stand, reinforced version, L-shaped, with one central clamp for all five joint functions, height 48 cm, swivel range 52 cm, with quick release coupling KSLOCK (female)

Clamping Jaw, metal, clamping range 4.8 up to 12.5 mm, with quick release coupling KSLOCK (male), for use with instrument and telescope sheaths

3-05z



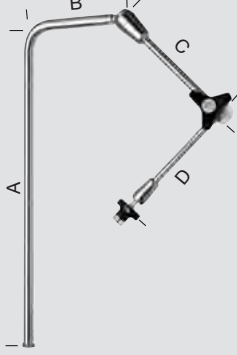
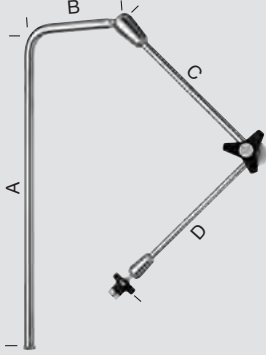

Further holding systems see page 202 and chapter 13, MICROSCOPY

Components/Spare Parts see chapter 16

Holding Systems

with KSLOCK



| Socket | Articulated Stand | | | | | |
|---|---|---------|---|---------|---|---------|
| 28172 HK | 28272 HA | | 28272 HB | | 28272 HC | |
|  |  | |  | |  | |
| 28172 HR |  | | | | | |
| | A 30 cm | B – | A 48 cm | B 15 cm | A 48 cm | B 15 cm |
| | C 20 cm | D 17 cm | C 20 cm | D 17 cm | C 27 cm | D 24 cm |

| Clamping Jaw | Complete Instrument | | |
|--------------|---------------------|-----------|-----------|
| 28272 UGN | 28272 KGA | 28272 KGB | 28272 KGC |
| | 28272 RGA | 28272 RGB | 28272 RGC |



Clamping Jaw, metal, with axial intake, for use with all square-headed KARL STORZ Telescopes, clamping range 16.5 up to 23 mm

| | | | |
|-----------|-----------|-----------|-----------|
| 28272 UKN | 28272 KKA | 28272 KKB | 28272 KKC |
| | 28272 RKA | 28272 RKB | 28272 RKC |



Clamping Jaw, metal, with axial intake, for use with instrument, irrigation and telescope sheaths, clamping range 4.8 up to 12.5 mm

| | | | |
|----------|-----------|-----------|-----------|
| 28272 UL | 28272 KLA | 28272 KLB | 28272 KLC |
| | 28272 RLA | 28272 RLB | 28272 RLC |




Clamping Jaw, universal, clamping range 0 – 18 mm

| | | | |
|----------|-----------|-----------|-----------|
| 28272 UF | 28272 KFA | 28272 KFB | 28272 KFC |
| | 28272 RFA | 28272 RFB | 28272 RFC |



Clamping Jaw, for use with all KARL STORZ polymer housing fiberscopes

| Clamping Cylinder | | |
|---|---------|---|
|  | 28272 C | Clamping Cylinder , for flexible mounting of 10 mm telescopes to telescope sheath, autoclavable . The clamping cylinder allows vertical movement and rotation of the telescope. |



■ MOTOR SYSTEMS

NEW UNIDRIVE® S III ENT SCB

NEW UNIDRIVE® S III ECO

NEW High-Performance EC Micro Motor II

NEW High-Speed Micro Motor

NEW DrillCut-X® II Shaver Handpieces

Shaver Blades

Sinus Burrs

NEW INTRA Drill Handpieces

Burrs

STAMMBERGER-SACHSE Intranasal Drill

Motor Systems

Special Features

UNIDRIVE® S III ENT SCB/UNIDRIVE® S III ECO

The multifunctional unit for ENT



UNIDRIVE® S III ENT SCB



UNIDRIVE® S III ECO

Special Features:

| | UNIDRIVE® S III ENT SCB | UNIDRIVE® S III ECO |
|--|----------------------------|------------------------|
| Touch Screen: Straightforward function selection via touch screen | ● | - |
| Set values of the last session are stored | ● | ● |
| Optimized user control due to touch screen | ● | - |
| Choice of user languages | ● | - |
| Operating elements are single and clear to read due to color display | ● | - |
| One unit – multifunctional: – Shaver system for surgery of the paranasal sinuses and anterior skull base – INTRA Drill Handpieces (40,000 rpm and 80,000 rpm) – Sinus Shaver | ● | ● |
| Two motor outputs: Two motor outputs enable simultaneous connection of two motors: For example, a shaver and micro motor | ● | ● |
| Soft start function | ● | - |
| Formulated error messages | ● | - |
| Integrated irrigation and coolant pump: – Absolutely homogeneous, micro-processor controlled irrigation rate throughout the entire irrigation range – Quick and easy connection of the tubing set | ● | ● |
| Easy program selection via automated motor recognition | ● | ● |
| Continuously variable revolution range | ● | ● |
| Maximum number of revolutions and motor torque: Microprocessor-controlled revolutions per minute. Therefore the preselected parameters are maintained all the time during drilling. | ● | ● |
| Maximum number of revolutions can be preset | ● | ● |
| SCB model with connections to the KARL STORZ Communication Bus (KARL STORZ-SCB) | ● | - |
| Irrigator rod included | ● | - |

System specifications

| Mode | | Order No. | rpm |
|--|--|--------------------------|---------|
| Shaver mode Operation mode: Max. rev. (rpm): | oscillating in conjunction with Handpiece: DrillCut-X® II Shaver Handpiece | 40 7120 50 | 10,000* |
| Sinus burr mode Operation mode: Max. rev. (rpm): | rotating in conjunction with Handpiece: DrillCut-X® II Shaver Handpiece | 40 7120 50 | 12,000 |
| High-speed drilling mode Operation mode: Max. rev. (rpm): | counterclockwise or clockwise in conjunction with: High-Speed Micro Motor | 20 7120 33 | |
| Drilling mode Operation mode: Max. rev. (rpm): | counterclockwise or clockwise in conjunction with: micro motor and connecting cable | 20 7110 33 20 7111 73 | 40,000 |
| Power supply: | 100 – 240 VAC, 50/60 Hz | | |
| Dimensions: (w x h x d) | 300 x 165 x 265 mm | | |
| Two outputs for parallel connection of two motors | | | |
| Integrated irrigation pump: | | | |
| Flow: | adjustable in 9 steps | | |

* Approx. 4,000 rpm is recommended as this is the most efficient suction/performance ratio.

| | UNIDRIVE® S III ENT SCB | UNIDRIVE® S III ECO |
|-----------------------------|--|---------------------|
| Touch Screen: | 6.4" / 300 cd/m ² | |
| Weight: | 5.2 kg | 4.7 kg |
| Certified to: | IEC 601-1 CE acc. to MDD | IEC 60601-1 |
| Available languages: | English, French, German, Spanish, Italian, Portuguese, Greek, Turkish, Polish, Russian | numerical codes |

Motor Systems

Special features of high-performance EC micro motor II
and of the high-speed micro motor

Special features of high-performance EC micro motor II:

- Self-cooling, brushless high-performance EC micro motor
- Smallest possible dimensions
- Autoclavable
- Can be processed in a cleaning machine
- Detachable connecting cable
- INTRA coupling enables a wide variety of applications
- Maximum torque 4 Ncm
- Number of revolutions can be continuously adjusted up to 40,000 rpm



20 7110 33

20 7110 33 **High-Performance EC Micro Motor II**, for use with UNIDRIVE® II/UNIDRIVE® ENT/ECO and Connecting Cable 20 7110 73, or for use with UNIDRIVE® S III ENT/ECO and Connecting Cable 20 7111 73



20 7111 73 **Connecting Cable**, to connect High-Performance EC Micro Motor 20 7110 33 to UNIDRIVE® S III ENT/ECO

Special Features of the high-speed micro motor:

- Brushless high-speed micro motor
- Smallest possible dimensions
- Autoclavable
- Can be processed in a cleaning machine
- Maximum torque 6 Ncm



20 7120 33

20 7120 33 **High-Speed Micro-Motor**, max. speed 40,000 rpm, including connecting cable, for use with UNIDRIVE® S III ENT

UNIDRIVE® S III ENT SCB,^{NEW} UNIDRIVE® S III ECO

Recommended System Configuration

STORZ
KARL STORZ — ENDOSKOPE

UNIDRIVE® S III ENT SCB



40 7016 20-1

UNIDRIVE® S III ECO



40 7014 20

40 7016 01-1 UNIDRIVE® S III ENT SCB, motor control unit with color display, touch screen, two motor outputs, integrated irrigation pump and SCB module, power supply 100 – 240 VAC, 50/60 Hz

including:

Mains Cord

Irrigator Rod

Two-Pedal Footswitch, two-stage, with proportional function

Clip Set, for use with silicone tubing set **20 7116 40**

SCB Connecting Cable, length 100 cm

Single Use Tubing Set*, sterile, package of 3

40 7014 01 UNIDRIVE® S III ECO, motor control unit with two motor outputs and integrated irrigation pump, power supply 100 – 240 VAC, 50/60 Hz

including:

Mains Cord


Two-Pedal Footswitch, two-stage, with proportional function

Clip Set, for use with silicone tubing set **20 7116 40**

Single Use Tubing Set*, sterile, package of 3

Specifications:

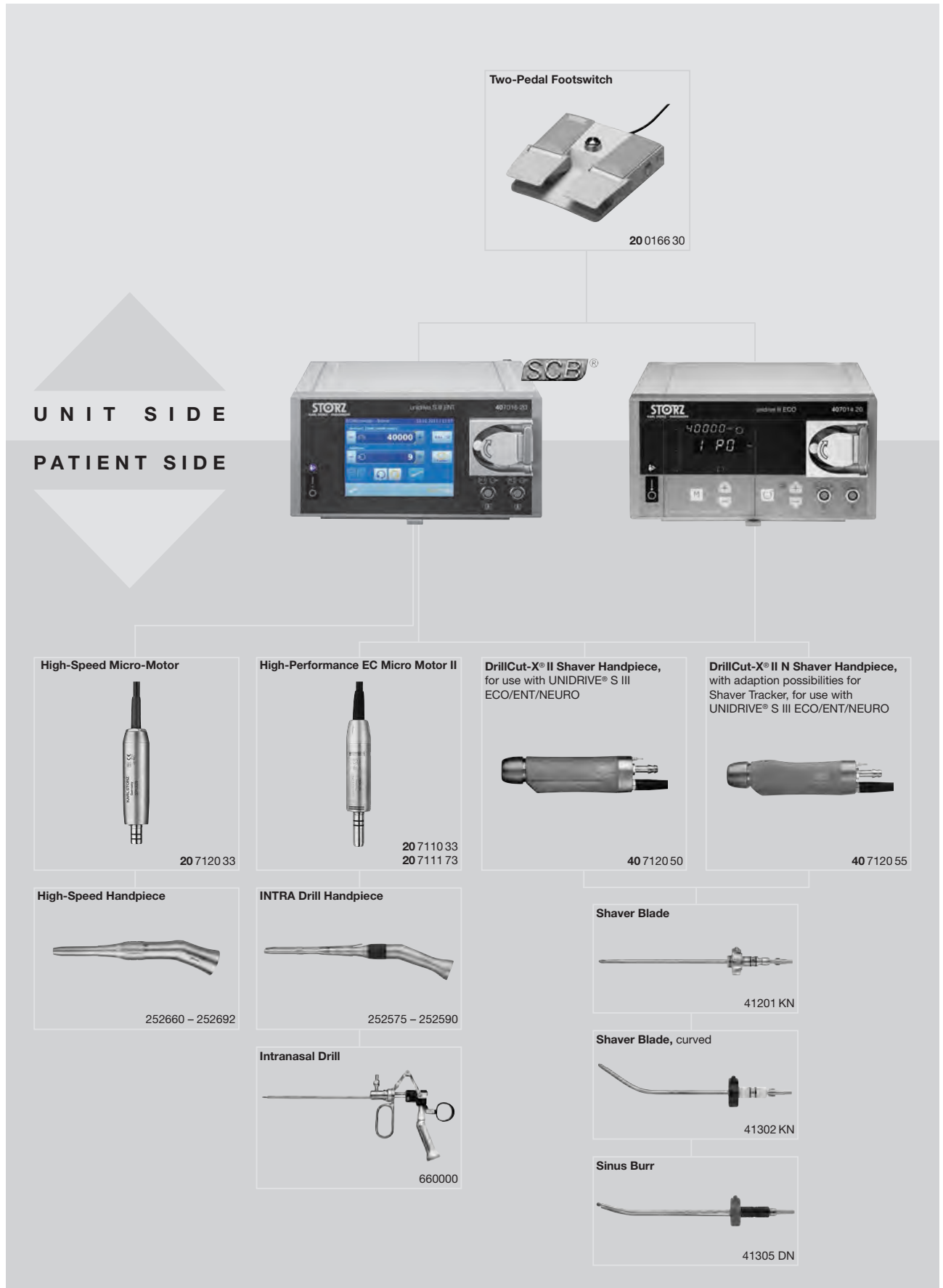
| | | | |
|--------------|---|----------------------|---------------------------|
| Touch Screen | UNIDRIVE® S III ENT SCB: 6,4"/300 cd/m ² | Dimensions w x h x d | 300 x 165 x 265 mm |
| Flow | 9 steps | Weight | 5.2 kg |
| Power supply | 100-240 VAC, 50/60 Hz | Certified to | IEC 601-1, CE acc. to MDD |

*  mtp medical technical promotion gmbh,
Take-Off GewerbePark 46, 78579 Neuhausen ob Eck, Germany

Components/Spare Parts see chapter 16

UNIDRIVE® S III ENT SCB, ^{NEW} UNIDRIVE® S III ECO

System Components



4-034

Optional Accessories

for UNIDRIVE® S III ENT SCB and UNIDRIVE® S III ECO



280053 **Pana Spray**, 6x 500 ml bottles – HAZARDOUS GOODS – UN 1950
including:
Spray Nozzle

280053 C **Spray Nozzle**, for the reprocessing of INTRA burr handpieces,
for use with Pana Spray 280053 B



031131-10* **Tubing Set**, for irrigation, for single use, sterile,
package of 10



mtp medical technical promotion gmbh,
Take-Off GewerbePark 46, 78579 Neuhausen ob Eck, Germany

DrillCut-X® Shaver Handpieces ^{NEW}

Special Features

Special Features:

| | DrillCut-X® II 40 7120 50 | DrillCut-X® II N 40 7120 55 |
|---|------------------------------|--------------------------------|
| Max. 10,000 rpm for shaver blades, max. 12,000 rpm for sinus shaver | ● | ● |
| Straight suction channel | ● | ● |
| Integrated irrigation channel | ● | ● |
| Powerful motor, also suitable for harder materials | ● | ● |
| Absolutely silent running, no vibration | ● | ● |
| Completely immersible and machine-washable | ● | ● |
| Rapid coupling allows fixation of shaver blades and sinus shavers | ● | ● |
| Lightweight design | ● | ● |
| Optional, ergonomic handle, detachable | ● | ● |



40 7120 50

40 7120 50 **DrillCut-X® II Shaver Handpiece**, for use with UNIDRIVE® S III ECO/ENT/NEURO



40 7120 55

40 7120 55 **DrillCut-X® II N Shaver Handpiece**, with adaption possibilities for Shaver Tracker 40 8001 22, for use with UNIDRIVE® S III ECO/ENT/NEURO

DrillCut-X® II Shaver Handpieces ^{NEW}

Special Features:

- Powerful motor
- Absolutely silent running
- Enhanced ergonomics
- Reduced-weight design
- Oscillation mode for shaver blades, max. 10,000 rpm
- Rotation mode for sinus shavers, max. 12,000 rpm
- Straight suction channel and integrated irrigation
- Variable handle allows connection with various handpieces and enables more comfortable work
- Easy hygienic processing, suitable for use in washer and autoclavable at 134° C
- Quick coupling mechanism facilitates more rapid exchange of work inserts
- Proven DrillCut-X® blade portfolios can be used



40 7120 50

40 7120 50 **DrillCut-X® II Shaver Handpiece**, for use with UNIDRIVE® S III ECO/ENT



40 7120 90

40 7120 90 **Handle**, adjustable, for use with DrillCut-X® II 40 7120 50

Optional Accessory:



41250 RA

41250 RA **Cleaning Adaptor**, LUER-Lock, for cleaning DrillCut-X® shaver handpieces

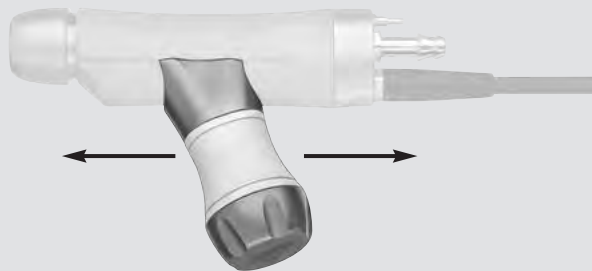
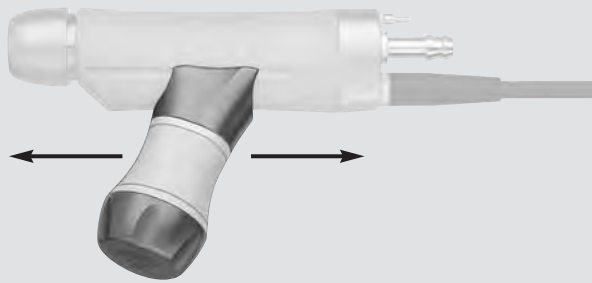
Handle ^{NEW} for DrillCut-X® II Shaver Handpiece

for use with DrillCut-X® II 40 7120 50

STORZ
KARL STORZ — ENDOSKOPE

Special Features:

- Ergonomic design
- Ultralight construction
- Easy handle control allows individual adjustment
- Variable mounting options to DrillCut-X® II shaver handpieces
- Easy fixation via rotary lock
- Easy hygienic processing, suitable for use in washer and autoclavable at 134 °C




40 7120 90

40 7120 90 **Handle**, adjustable, for use with DrillCut-X® II 40 7120 50

Shaver Blades, straight

for Nasal Sinuses and Skull Base Surgery










For use with DrillCut-X® II



41201 GN



Shaver Blades, straight, sterilizable

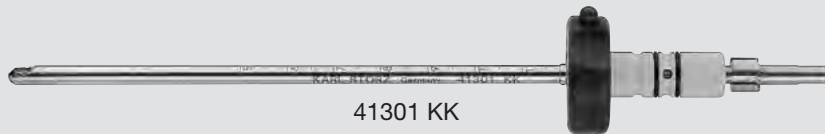
| Detail | for use with | Shaver Blade length 12 cm |
|---|-------------------------------------|---|
| | 40 7120 50 DrillCut-X® II Handpiece | |
|  | 41201 KN | serrated cutting edge, diameter 4 mm, color code: blue-red |
|  | 41201 KK | double serrated cutting edge, diameter 4 mm, color code: blue-yellow |
|  | 41201 GN | concave cutting edge, oval cutting window, diameter 4 mm, color code: blue-green |
|  | 41201 LN | concave cutting edge, oblique cutting window, diameter 4 mm, color code: blue-black |
|  | 41201 SN | straight cutting edge, diameter 4 mm, color code: blue-blue |
|  | 41201 KSA | serrated cutting edge, diameter 3 mm, color code: blue-red |
|  | 41201 KKSA | double serrated cutting edge, diameter 3 mm, color code: blue-yellow |
|  | 41201 KKSB | double serrated cutting edge, diameter 2 mm, color code: blue-yellow |
|  | 41201 LSA | concave cutting edge, oblique cutting window, diameter 3 mm, color code: blue-black |

Components/Spare Parts see chapter 16

Shaver Blades, straight

for Nasal Sinuses and Skull Base Surgery



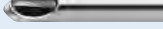






For use with DrillCut-X® II



41301 KK



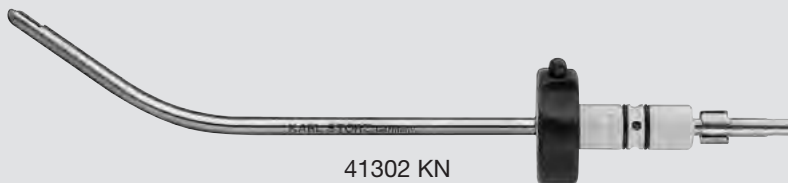
Shaver Blades, straight, **for single use**, sterile, package of 5

| Detail | for use with | Shaver Blade length 12 cm |
|---|-------------------------------------|---|
| | 40 7120 50 DrillCut-X® II Handpiece | |
|  | 41301 KN | serrated cutting edge, diameter 4 mm, color code: blue-red |
|  | 41301 KK | double serrated cutting edge, diameter 4 mm, color code: blue-yellow |
|  | 41301 GN | concave cutting edge, oval cutting window, diameter 4 mm, color code: blue-green |
|  | 41301 LN | concave cutting edge, oblique cutting window, diameter 4 mm, color code: blue-black |
|  | 41301 SN | straight cutting edge, diameter 4 mm, color code: blue-blue |
|  | 41301 KSA | serrated cutting edge, diameter 3 mm, color code: blue-red |
|  | 41301 KKSA | double serrated cutting edge, diameter 3 mm, color code: blue-yellow |
|  | 41301 KKSB | double serrated cutting edge, diameter 2 mm, color code: blue-yellow |
|  | 41301 LSA | concave cutting edge, oblique cutting window, diameter 3 mm, color code: blue-black |

Shaver Blades, curved

for Nasal Sinuses and Skull Base Surgery

For use with DrillCut-X® II




Shaver Blades, curved 35°/40°, **for single use**, sterile, package of 5

| Detail | for use with | Shaver Blade length 12 cm |
|--------|-------------------------------------|--|
| | 40 7120 50 DrillCut-X® II Handpiece | |
| | 41302 KN | curved 35°, cutting edge serrated backwards, diameter 4 mm, color code: blue-red |
| | 41304 KKF | curved 40°, cutting edge serrated forwards, double serrated, diameter 4 mm, color code: blue-yellow |
| | 41304 KKB | curved 40°, cutting edge serrated backwards, double serrated, diameter 4 mm, color code: blue-yellow |
| | 41304 KKFA | curved 40°, cutting edge serrated forwards, double serrated, diameter 3 mm, color code: blue-yellow |
| | 41304 KKBA | curved 40°, cutting edge serrated backwards, double serrated, diameter 3 mm, color code: blue-yellow |

Shaver Blades, curved

for Nasal Sinuses and Skull Base Surgery

For use with DrillCut-X® II



Shaver Blades, curved 65°, **for single use**, sterile, package of 5

| Detail | for use with | Shaver Blade length 12 cm |
|--------|-------------------------------------|--|
| | 40 7120 50 DrillCut-X® II Handpiece | |
| | 41303 KNF | curved 65°, cutting edge serrated forwards, diameter 4 mm, color code: blue-red |
| | 41303 KNB | curved 65°, cutting edge serrated backwards, diameter 4 mm, color code: blue-red |
| | 41303 KKF | curved 65°, cutting edge serrated forwards, double serrated, diameter 4 mm, color code: blue-yellow |
| | 41303 KKB | curved 65°, cutting edge serrated backwards, double serrated, diameter 4 mm, color code: blue-yellow |
| | 41303 KKFA | curved 65°, cutting edge serrated forwards, double serrated, diameter 3 mm, color code: blue-yellow |
| | 41303 KKBA | curved 65°, cutting edge serrated backwards, double serrated, diameter 3 mm, color code: blue-yellow |
| | 41303 GNF | curved 65°, cutting edge concave forwards, oval cutting window, diameter 4 mm, color code: blue-green |
| | 41303 GNB | curved 65°, cutting edge concave backwards, oval cutting window, diameter 4 mm, color code: blue-green |

Sinus Burrs, curved

for Nasal Sinuses and Skull Base Surgery

For use with DrillCut-X® II




41305 RN



Sinus Burrs, curved 70°/55°/40°/15°, **for single use**, sterile, package of 5

| Detail | for use with | Sinus Burr length 12 cm |
|--------|-------------------------------------|--|
| | 40 7120 50 DrillCut-X® II Handpiece | |
| | 41304 W | curved 40°, cylindric, drill diameter 3 mm, shaft diameter 4 mm, color code: red-blue |
| | 41303 WN | curved 55°, cylindric, drill diameter 3.6 mm, shaft diameter 4 mm, color code: red-blue |
| | 41305 RN | curved 15°, bud drill, drill diameter 4 mm, shaft diameter 4 mm, color code: red-black |
| | 41305 DN | curved 15°, diamond head, drill diameter 3 mm, shaft diameter 4 mm, color code: red-yellow |
| | 41305 D | curved 15°, diamond head, drill diameter 5 mm, shaft diameter 4 mm, color code: red-yellow |
| | 41305 DW | curved 40°, diamond head, drill diameter 5 mm, shaft diameter 4 mm, color code: red-yellow |
| | 41303 DT | curved 70°, diamond head, drill diameter 3.6 mm, shaft diameter 4 mm, color code: red-yellow |



39550 A

39550 A **Wire Tray**, provides safe storage of accessories for KARL STORZ paranasal sinus shaver systems during cleaning and sterilization

for storage of:

- Up to 7 shaver attachments
- Connecting cable

INTRA Drill Handpiece

for Surgery in Ethmoid and Skull Base Area

Special Features:

- Tool-free closing and opening of the drill
- Right/left rotation
- Max. rotating speed up to 40,000 or 80,000 rpm
- Detachable irrigation tubes
- Lightweight construction
- Low-vibration operation
- Low maintenance
- Can be processed in a cleaning machine
- Safe grip



252571



252574



252591

252571

INTRA Drill Handpiece, angled, length 15 cm, transmission 1:1 (40,000 rpm), for use with KARL STORZ high-performance EC micro motor II and straight shaft burrs

252574

Same, transmission 1:2 (80,000 rpm)

252591

INTRA Drill Handpiece, straight, length 13 cm, transmission 1:1 (40,000 rpm), for use with KARL STORZ high-performance EC micro motor II and straight shaft burrs



| Detail | Size | Dia. mm | Standard | Diamond | Diamond coarse |
|--------|------|---------|----------|---------|----------------|
| | 014 | 1.4 | 649614 | 649714 | – |
| | 018 | 1.8 | 649618 | 649718 | – |
| | 023 | 2.3 | 649623 | 649723 | 649723 G |
| | 027 | 2.7 | 649627 | 649727 | 649727 G |
| | 031 | 3.1 | 649631 | 649731 | 649731 G |
| | 035 | 3.5 | 649635 | 649735 | 649735 G |
| | 040 | 4 | 649640 | 649740 | 649740 G |
| | 045 | 4.5 | 649645 | 649745 | 649745 G |
| | 050 | 5 | 649650 | 649750 | 649750 G |
| | 060 | 6 | 649660 | 649760 | 649760 G |
| | 070 | 7 | 649670 | 649770 | 649770 G |

649600

Standard Straight Shaft Burr, stainless, size 014 – 070, length 9.5 cm, set of 11

649700

Diamond Straight Shaft Burr, stainless, size 014 – 070, length 9.5 cm, set of 11

649700 G

Rapid Diamond Straight Shaft Burr, stainless, with coarse diamond coating for precise drilling and abrasion without hand pressure and generating minimal heat, size 023 – 070, length 9.5 cm, set of 9, color code: gold

280033

Rack, for 36 straight shaft burrs with a length of 9.5 cm, foldable, sterilizable, size 22 x 14 x 2 cm

High Performance EC Micro Motor II 20 7110 33 and Connecting Cable 20 7111 73 see page 207

INTRA Drill Handpiece

for Surgery in Ethmoid and Skull Base Area

Special Features:

- Tool-free closing and opening of the drill
- Right/left rotation
- Max. rotating speed up to 40,000 or 80,000 rpm
- Detachable irrigation tubes
- Lightweight construction
- Low-vibration operation
- Low maintenance
- Can be processed in a cleaning machine
- Safe grip



252572

252572

INTRA Drill Handpiece, angled, length 18 cm, transmission 1:1 (40,000 rpm), for use with KARL STORZ high-performance EC micro motor II and burs



252575

252575

Same, transmission 1:2 (80,000 rpm)



252592

252592

INTRA Drill Handpiece, straight, length 17 cm, transmission 1:1 (40,000 rpm), for use with KARL STORZ high-performance EC micro motor II and straight shaft burs



649600 L – 649770 GL

| Detail | Size | Dia. mm | Standard | Diamond | Diamond coarse |
|--------|------|---------|--------------|--------------|----------------|
| | | | sterilizable | sterilizable | sterilizable |
| | 014 | 1.4 | 649614 L | 649714 L | – |
| | 018 | 1.8 | 649618 L | 649718 L | – |
| | 023 | 2.3 | 649623 L | 649723 L | 649723 GL |
| | 027 | 2.7 | 649627 L | 649727 L | 649727 GL |
| | 031 | 3.1 | 649631 L | 649731 L | 649731 GL |
| | 035 | 3.5 | 649635 L | 649735 L | 649735 GL |
| | 040 | 4 | 649640 L | 649740 L | 649740 GL |
| | 045 | 4.5 | 649645 L | 649745 L | 649745 GL |
| | 050 | 5 | 649650 L | 649750 L | 649750 GL |
| | 060 | 6 | 649660 L | 649760 L | 649760 GL |
| | 070 | 7 | 649670 L | 649770 L | 649770 GL |


649600 L **Standard Straight Shaft Burr**, stainless, size 014 – 070, length 12.5 cm, set of 11

649700 L **Diamond Straight Shaft Burr**, stainless, size 014 – 070, length 12.5 cm, set of 11

649700 GL **Rapid Diamond Straight Shaft Burr**, stainless, with coarse diamond coating for precise drilling and abrasion without hand pressure and generating minimal heat, sizes 023 – 070, length 12.5 cm, set of 9, color code: gold

280034 **Rack**, for 36 straight shaft burs with a length of 12.5 cm, foldable, sterilizable, size 22 x 17 x 2 cm

High Performance EC Micro Motor II 20711033 and Connecting Cable 20711173 see page 207



280033
280034


280043

280033 **Rack**, for 36 straight shaft burrs with a length of 9.5 cm, foldable, sterilizable, size 22 x 14 x 2 cm

280034 **Rack**, for 36 straight shaft burrs with a length of 12.5 cm, foldable, sterilizable, size 22 x 17 x 2 cm

NEW 280043 **Rack**, flat model, to hold 21 straight shaft burrs with a length of 7 cm (6 pcs) and 9.5 cm (15 pcs), folding model, sterilizable, size 17.5 x 11.5 x 1.2 cm

Please note: The burrs displayed are not included in the racks.



- 39552 A **Wire Tray**, provides safe storage of accessories for KARL STORZ drilling/grinding systems during cleaning and sterilization, includes tray for small parts, for use with Rack 280030, rack **not** included
- for storage of:**
- Up to 6 drill handpieces
 - Connecting cable
 - EC micro motor
 - Small parts
- 39552 B **Wire Tray**, provides safe storage of accessories for KARL STORZ drilling/grinding systems during cleaning and sterilization, includes tray for small parts, for use with Rack 280030, rack **included**
- for storage of:**
- Up to 6 drill handpieces
 - Connecting cable
 - EC micro motor
 - Up to 36 drill bits and burs
 - Small parts

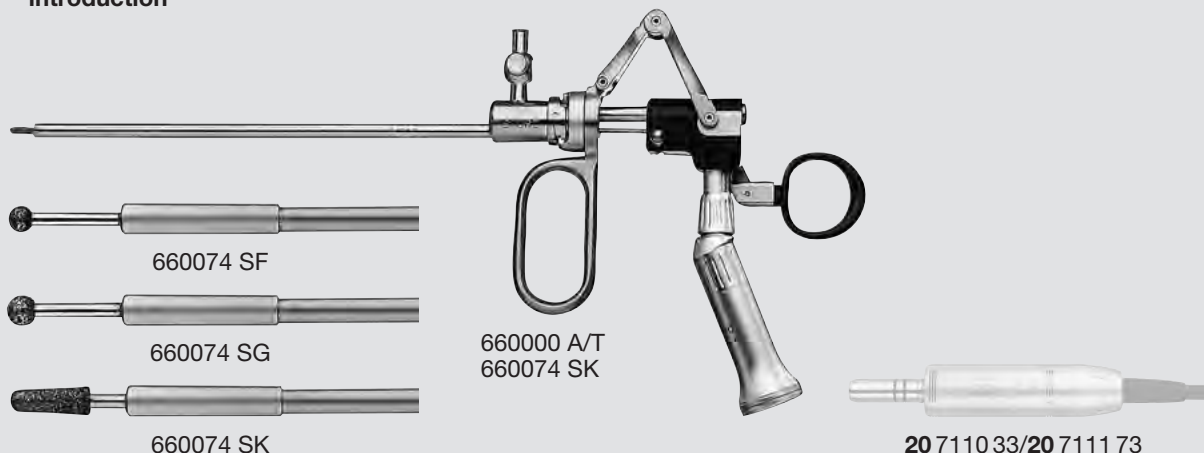
Please note: The instruments displayed are not included in the sterilizing and storage tray.

STAMMBERGER-SACHSE Intranasal Drill

for fine grinding work in Ethmoidal Skull Base Area
and for Optic Nerve Decompression

Special Features:

- Allows atraumatic grinding of the osseous canal of the optic nerve under endoscopic control
- Direct endoscopic view of diamond abrasors and operation area
- No fixed coupling to the endoscope makes independent manipulation possible
- The abrator is retracted into the guide sheath for protection of tissue and endoscope during introduction
- Pressure on the sliding handle enables controlled advance of the abrator and precise grinding work under endoscopic control
- The guide sheath remains stationary; only the abrasors rotate
- No damage to mucous membrane due to unprotected rotating drive mechanisms



660000 STAMMBERGER-SACHSE **Intranasal Drill**, for decompression of the optic nerve and for fine grinding work in ethmoidal skull base area, for use with EC micro motor including:

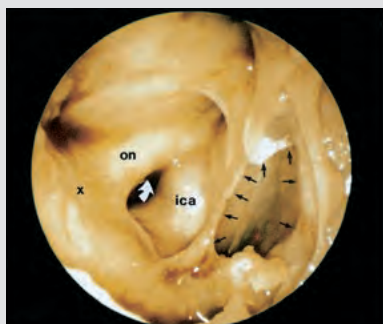
Double Ring Sliding Handle, for moving abrator forwards and backwards in the guiding sheath, with fixed INTRA drill handpiece

Guide Sheath, outer diameter 5 mm, with irrigation stopcock

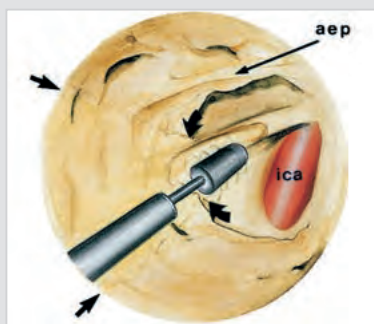
Diamond Abrador, delicate, spherical, diameter 2.5 mm

Diamond Abrador, delicate, spherical, diameter 3 mm

Diamond Abrador, delicate, conical, from diameter 2.5 mm to diameter 3 mm



ica = Arteria carotis interna
aep = Arteria ethmoidalis posterior




on = Nervus opticus
x = Tuberculum opticum



z = Anulus zinnii

High Performance EC Micro Motor II 20 7110 33 and Connecting Cable 20 7111 73 see page 207
Components/Spare Parts see chapter 16



39551 A

39551 A **Wire Tray**, provides safe storage of accessories for the KARL STORZ intranasal drill system during cleaning and sterilization

for storage of:

- Intranasal drill
- Connecting cable
- EC micro motor
- Up to 10 diamond abrasors

Please note: The instruments displayed are not included in the sterilizing and storage tray.

CMOS Video Rhino-Laryngoscope ^{NEW}

The **CMOS video rhino-laryngoscope** features a compact and mobile solution thanks to its integrated light source and camera control unit. Combined with the lightweight Monitor 8402 ZX and our

KARL STORZ C-HUB® system, the **CMOS video rhino-laryngoscope** provides a convenient and fast solution for the doctor's office, house calls or consultation purposes.

Special Features:

- **Mobility thanks to all-in-one solution – the lightweight monitor combined with the CMOS video rhino-laryngoscope offer quick installation and great flexibility**
- **CMOS chip technology for good image quality**
- **Optimal field of view for excellent visualization of pathologies**
- **Large angle of view for optimal orientation**
- **Integrated LED light source for optimal illumination**
- **Bidirectional deflection 140°**

Special Features of Monitor:

- **Compact design**
- **Image can be rotated by 180°**
- **7" TFT wide-view angle display with resolution of 800 x 480 pixels**
- **Impact-resistant ABS plastic housing**
- **LED illumination**
- **Documentation of video sequences (MPEG4) and images (JPEG) on SD memory card**
- **Replay of recorded video sequences and images via monitor**

- **Function keys on the endoscope enable more comprehensive use. This enables the quick and convenient recording of pictures and video sequences as well as the use of the white balance function for monitoring image quality. These and other functions can be activated on the monitor.**
- **Can be combined with KARL STORZ C-HUB® system**
- **Sensitive yet robust control through ergonomic handle**
- **Waterproof, fully immersible for cleaning and disinfection**
- **Sterilizable via EtO-Gas, Sterrad® 100S, Sterrad® NX and Steris® System 1/System 1E**
- **Cinch video output for connecting external monitor**
- **Operation with line voltage and rechargeable lithium-ion batteries – also possible during charging**
- **Operating time with batteries for about 2 hours**
- **VESA 75 norm for connecting and attaching further accessories**
- **Splash-proof according to IP54**



CMOS Video Rhino-Laryngoscope ^{NEW}




11101 CM

11101 CMK **CMOS Video Rhino-Laryngoscope KIT**
for use with Monitor 8402 ZX
Direction of view: 0°
Angle of view: 85°
Working length: 30 cm
Outer diameter: 3.7 mm
Deflection up/down: 140°/140°

Following accessories are included:

11101 CM **CMOS Video-Rhino-Laryngoskop**
13242 XL **Leakage Tester**, with bulb and manometer
11025 E **Pressure Compensation Cap**, for ventilation
during gas sterilization
27677 FV **Case**

CMOS Video Rhino-Laryngoscope ^{NEW}



11101 CM



8402 ZX

11101 CMM CMOS Video Rhino-Laryngoscope with Monitor

Direction of view: 0°
Angle of view: 85°
Working length: 30 cm
Outer diameter: 3.7 mm
Deflection up/down: 140°/140°

Following accessories are included:

11101 CMK **CMOS Video Rhino-Laryngoscope KIT**
8402 ZX **Monitor für CMOS-Endoskope**

Nothing could be easier!

How can a standard doctor's office with table, chair and computer be converted into an effective examination room with an endoscope and a camera? Quite simple: The KARL STORZ C-CAM® can be directly connected to a USB interface on a Medical PC via C-HUB®. Thanks to its CMOS sensor, the C-CAM® camera head is able to provide a resolution of 640 x 480 pixels. The endoscope can be attached as usual with the proven KARL STORZ grip mechanism.

C-HUB® features an USB interface that can be connected to all Medical PCs, whether desktops or laptops.

It also features an S-Video connection for direct transmission of image data to an external monitor.

If the C-HUB® is connected to a Medical PC, image data or videos can be directly archived on the hard drive and processed with the relevant programs.

All in all, the KARL STORZ C-CAM® in conjunction with C-HUB® offers an effective possibility to perform fast and easy endoscopic examinations in any practice.



20 2901 01

| | |
|------------|-----------------------------------|
| 20 2901 01 | C-HUB® Camera Control Unit |
|------------|-----------------------------------|

for use with C-CAM® 20 2901 32, Electronic Module 8402 X or compatible CMOS video endoscopes, interfaces: USB 2.0, S-Video output (NTSC), power socket

including:

- C-HUB® Power Supply**
- S-Video (Y/C) Connecting Cable**
- USB Connecting Cable**



20 2901 32

| | |
|------------|----------------------------------|
| 20 2901 32 | C-CAM® Camera Head, 8-pin |
|------------|----------------------------------|

one-chip CMOS camera head, resolution 640 x 480, focal length $f = 20$ mm, compatible with C-HUB® 20 2901 01 and C-MAC® 8402 ZX

Further information to C-CAM® and C-HUB® see catalog TELEPRESENCE

Components/Spare Parts see catalog TELEPRESENCE

CCD Video Rhino-Laryngoscope

for use with IMAGE1, TELECAM SL II, TELECAM DX II,
TELE PACK and TELE PACK X

STORZ
KARL STORZ — ENDOSKOPE

Special Features:

- Large viewing angle and movable distal tip facilitates orientation
- Waterproof, fully immersible for cleaning and disinfection
- Sterilizable with EtO-Gas, Sterrad® 100S and Steris® System 1/System 1E
- Excellent optical quality – of both lens system and video chip
- Superior life span due to robust mechanical design
- Sensitive and stable control via ergonomic handle
- Short insertion tip with smooth-running and non-twisting angle mechanism
- Optimally matched, non-rotational insertion sheath



8-11

CCD Video Rhino-Laryngoscope

for use with IMAGE1, TELECAM SL II, TELECAM DX II,
TELE PACK and TELE PACK X



11101 VP

11101 VP **CCD Video Rhino-Laryngoscope, PAL**, for use with IMAGE1,
TELECAM SL II, TELECAM DX II, TELE PACK and TELE PACK X

Direction of view: 0°
Angle of view: 85°
Deflection up/down: 140°/140°
Working length: 30 cm
Outer diameter: 3.7 mm

Following accessories are included:

- 27677 VC **Case**
- 13242 XL **Leakage Tester**, with bulb and manometer
- 11025 E **Pressure Compensation Cap**, for ventilation during gas sterilization

Note: The video connecting cables are not included in the set and must be ordered separately!

- 22 2000 77 **Video Endoscope Adaptor**, color systems **PAL/NTSC**, length 90 cm, for use with GI CCU and IMAGE1
or
- 20 2130 70 **Video Connecting Cable**, for all KARL STORZ video endoscopes and TELECAM SL II, TELECAM DX II, TELE PACK or TELE PACK X, length 60 cm

TELE PACK X – The Mobile Compact Solution

Documentation Terminal for Video Rhino-Laryngoscope

STORZ
KARL STORZ — ENDOSKOPE

TELE PACK X is a compact, portable and flexible system that can be used for a wide range of applications from the doctor's office through to the emergency room.

To enable swift and easy work, TELE PACK X combines all that is needed: monitor, camera and light source.

Consideration has also been given to documentation: Integrated data management enables comprehensive recording of medical examinations or surgical interventions. Multiple USB ports and an SD card slot are available to store the data.

Crystal clear display

- 15" LCD display
- Image rotation
- 24-bit color intensity for natural color rendition
- DVI-D video output for connecting HD monitors

Flexible storage possibilities

- SD card slot for high storage capacity
- USB ports for external hard drives, USB flash drives and post-script printers
- Picture gallery for records
- Playback of saved videos
- Print-ready patient report documentation

Natural illumination

- HiLux 50 Watt high-performance light source
- Natural colour rendition close to daylight with a color temperature of 5700 K
- Up to 1000 hours lamp operating time

Easy control combined with highest safety

- Membrane keyboard for wipe-down disinfection
- Hot keys for rapid and direct adjustment
- Arrow keys for intuitive control
- Connection socket for pedal control

Additional information

- Sturdy, portable housing
- Ergonomically designed handle for convenient transport
- Universal power supply unit: 100 – 240 VAC, 50/60 Hz
- Dimensions (w x h x d): 450 x 350 x 150 mm
- Weight: 7 kg



20 045001-EN

20 0450 01-EN TELE PACK X

endoscopic video unit for use with TELECAM one-chip camera heads and video endoscopes, incl. 50 W HiLux light source, 15" LCD TFT screen, USB/SD memory module, color systems **PAL/NTSC**, with integrated Image Processing Module, power supply 100 – 240 VAC, 50/60 Hz

including:

USB Silicone Keyboard, with touchpad, US character set

USB Flash Drive, 4 GB

Mains Cord

Mains Cord, US version

Technical information see catalog TELEPRESENCE

Components/Spare Parts see chapter 16

Rhino-Fiberscopes



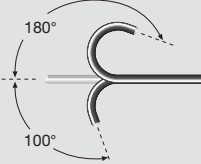


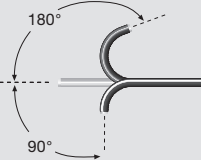


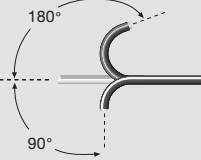


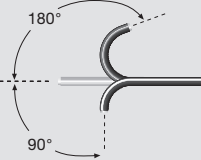
Special Features:

- Large viewing angle and movable distal tip for better orientation
- Waterproof, fully immersible for cleaning and disinfection
- Simple leakage test takes only a few minutes and requires no additional accessories
- Sterilizable with EtO gas, Steris® and Sterrad®
- Exceptional optical quality of both lens and fiber optic image transmission bundle
- Superior life span due to robust mechanical design



Rhino-Fiberscopes

Overview

| Rhino-Fiberscopes | Order No. | | Deflection | Direction of View | Direction of View |
|--|-----------|---|--|-------------------|-------------------|
| 3.5 x 340 mm  | 11001 RD |  |  | 0° | 90° |
| 3.5 x 300 mm  | 11101 RP |  |  | 0° | 70° |
| 2.5 x 270 mm  | 11101 SK |  |  | 0° | 90° |
| 2.5 x 370 mm  | 11101 SP |  |  | 0° | 90° |

Following accessories are included:



27677 BB

Case

27677 RR

Case

11025 E

Pressure Compensation Cap, for ventilation during gas sterilization

13242 XL

Leakage Tester, with bulb and manometer

13272

Mouthpiece

27651 AK

Cleaning Brush, round, flexible, outer diameter 2 mm, for working channel diameter 1.2 – 1.8 mm, length 75 cm

11003 KA

Biopsy Forceps, flexible, double action jaws, oval, diameter 1 mm, length 60 cm

11003 KB

Grasping Forceps, flexible, double action jaws, diameter 1 mm, length 60 cm

| Working Length | Working Channel Inner Diameter | Distal Tip Outer Diameter | Case | Accessories included | | | | | | |
|----------------|--------------------------------|---------------------------|----------|---------------------------|----------------|-------------|----------------|----------------|------------------|--|
| | | | | Pressure Compensation Cap | Leakage Tester | Mouth Piece | Cleaning Brush | Biopsy Forceps | Grasping Forceps | |
| 34 cm | 1.5 mm | 3.5 mm | 27677 BB | 11025 E | 13242 XL | 13272 | 27651 AK | 11003 KA | 11003 KB | |
| 30 cm | – | 3.5 mm | 27677 RR | 11025 E | 13242 XL | – | – | – | – | |
| 27 cm | – | 2.5 mm | 27677 RR | 11025 E | 13242 XL | – | – | – | – | |
| 37 cm | – | 2.5 mm | 27677 RR | 11025 E | 13242 XL | – | – | – | – | |

Optional accessories:



- 15006 B “ULTRA STOP” Antifog Solution, 25 ml, pipette bottle
- 15006 C “ULTRA STOP” Antifog Solution, 30 ml, sterile, pierce bottle
- 15006 D “ULTRA STOP” Antifog Solution, 15 ml, atomizer bottle

ENDOCAMELEON® ENT *NEW*

STORZ
KARL STORZ — ENDOSKOPE



 **EndoCAMEleon**® ENT

3-13

ENDOCAMELEON® ENT ^{NEW}



Lightweight – Ergonomic – Elegant

ENDOCAMELEON® ENT is the newest member of the HOPKINS® family of rod-lens telescopes – and the most versatile.


A simple turn of the adjusting knob enables the user to select the direction of view between 15° and 90°. Consequently, the surgeon can quickly and easily select the desired direction of view for optimal orientation and control. This makes the ENDOCAMELEON® ENT also suitable for diagnosis.

ENDOCAMELEON® ENT significantly enhances orientation during use without the time-consuming change-over of telescopes, thereby ensuring safe and smooth work.

ENDOCAMELEON® ENT combines the user comfort of the proven HOPKINS® endoscopes with unprecedented versatility – in the proven KARL STORZ high quality.



The familiar ergonomics and handling of conventional telescopes is enhanced with the additional convenience of a variable direction of view.




The direction of view is adjusted by a mere turn of the adjusting knob at the proximal end of the ENDOCAMELEON® ENT.



Diameter 4 mm, length 18 cm


Special Features:

- Variable direction of view from 15° – 90°
- Easy-to-use adjusting knob selects the desired direction of view
- Lightweight construction and modern design
- HOPKINS® telescope with unique rod-lens system
- Diameter 4 mm, length 18 cm
- Standard eyepiece fits all camera heads



7230 AE

ENDOAMELEON® ENT HOPKINS® Telescope, diameter 4 mm, length 18 cm, **autoclavable**, variable direction of view from 15° – 90°, adjustment knob for selecting the desired direction of view, fiber optic light transmission incorporated, color code: gold



7230 AES

Irrigation and Suction Sheath, outer diameter 4.8 x 6 mm, working length 14 cm, for use with ENDOAMELEON® ENT HOPKINS® Telescope 7230 AE and KARL STORZ lens irrigation system CLEARVISION® II

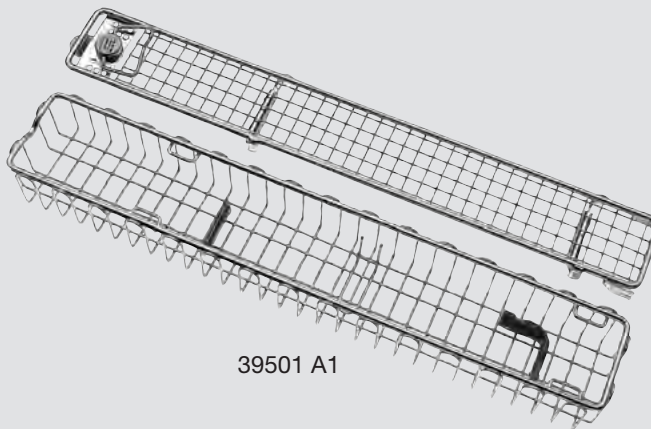
Accessories:



495 NA

495 NA

Fiber Optic Light Cable, diameter 3.5 mm,
length 230 cm



39501 A1

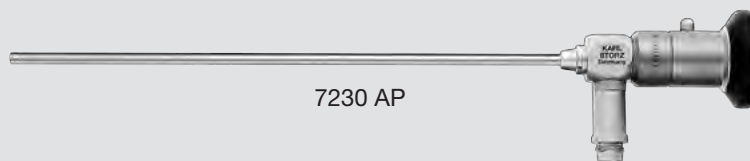
39501 A1

Wire Tray for Cleaning, Sterilization and Storage of
one rigid endoscope, including holder for light post adaptors,
silicone telescope holders and lid, external dimensions
(w x d x h): 290 x 60 x 52 mm, for rigid endoscopes up
to diameter 5 mm and working length 20 cm

HOPKINS® II Telescopes

for Autofluorescence/Photodynamic Diagnosis (PDD)
of Nose and Nasal Sinuses, diameter 4 mm, length 18 cm

For Diagnosis and Early Detection of Carcinomas



7230 AP



7230 AP

HOPKINS® II Straight Forward Telescope 0°, enlarged view, for autofluorescence/photodynamic diagnosis (PDD), diameter 4 mm, length 18 cm, **autoclavable**, fiber optic light transmission and filter exchanger incorporated, color code: green



7230 BP

HOPKINS® II Forward-Oblique Telescope 30°, enlarged view, for autofluorescence/photodynamic diagnosis (PDD), diameter 4 mm, length 18 cm, **autoclavable**, fiber optic light transmission and filter exchanger incorporated, color code: red



7230 FP

HOPKINS® II Forward-Oblique Telescope 45°, enlarged view, for autofluorescence/photodynamic diagnosis (PDD), diameter 4 mm, length 18 cm, **autoclavable**, fiber optic light transmission and filter exchanger incorporated, color code: black

Fluid Light Cables



495 FO

Fluid Light Cable, diameter 3 mm, length 180 cm

495 FP

Desgleichen, Länge 250 cm

495 FS

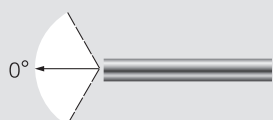
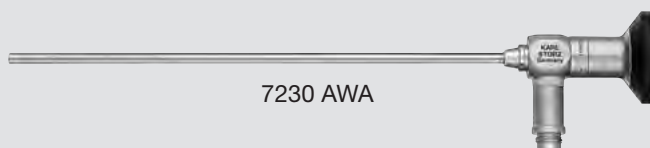
Fluid Light Cable, diameter 2 mm, length 220 cm

For high performance D-LIGHT C/AF light system as well as ENDOVISION® TRICAM® SL II PDD video systems for use with HOPKINS® II Telescopes 7230 AP – FP for autofluorescence/photodynamic diagnosis (PDD) see chapter 13, FLUORESCENCE and catalog TELEPRESENCE

HOPKINS® II Telescopes

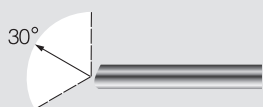
for Diagnosis, Surgery and Treatment of Nose and Nasal Sinuses

Diameter 4 mm, length 18 cm



7230 AWA

HOPKINS® II Wide Angle Straight Forward Telescope 0°, enlarged view, diameter 4 mm, length 18 cm, **autoclavable**, fiber optic light transmission incorporated, color code: green




7230 BWA

HOPKINS® II Wide Angle Forward-Oblique Telescope 30°, enlarged view, diameter 4 mm, length 18 cm, **autoclavable**, fiber optic light transmission incorporated, color code: red



7230 FWA

HOPKINS® II Wide Angle Forward-Oblique Telescope 45°, enlarged view, diameter 4 mm, length 18 cm, **autoclavable**, fiber optic light transmission incorporated, color code: black



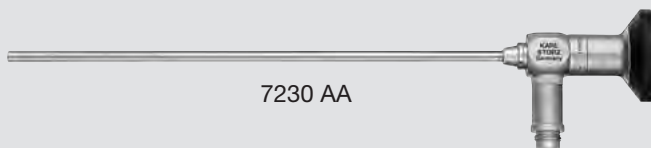
7230 CWA

HOPKINS® II Wide Angle Lateral Telescope 70°, enlarged view, diameter 4 mm, length 18 cm, **autoclavable**, fiber optic light transmission incorporated, color code: yellow

HOPKINS® II Telescopes

for Diagnosis, Surgery and Treatment of Nose and Nasal Sinuses

Diameter 4 mm, length 18 cm



7230 AA

HOPKINS® II Straight Forward Telescope 0°, enlarged view, diameter 4 mm, length 18 cm, **autoclavable**, fiber optic light transmission incorporated, color code: green



7230 BA

HOPKINS® II Forward-Oblique Telescope 30°, enlarged view, diameter 4 mm, length 18 cm, **autoclavable**, fiber optic light transmission incorporated, color code: red



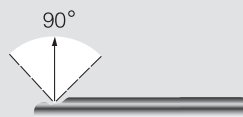
7230 FA

HOPKINS® II Forward-Oblique Telescope 45°, enlarged view, diameter 4 mm, length 18 cm, **autoclavable**, fiber optic light transmission incorporated, color code: black



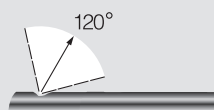
7230 CA

HOPKINS® II Lateral Telescope 70°, enlarged view, diameter 4 mm, length 18 cm, **autoclavable**, fiber optic light transmission incorporated, color code: yellow



7230 DA

HOPKINS® II Lateral Telescope 90°, enlarged view, diameter 4 mm, length 18 cm, **autoclavable**, fiber optic light transmission incorporated, color code: blue



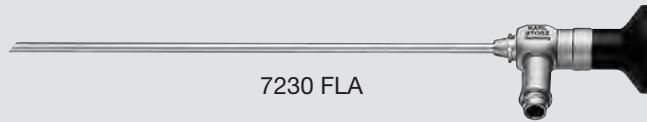
7230 EA

HOPKINS® II Retrograde Telescope 120°, enlarged view, diameter 4 mm, length 18 cm, **autoclavable**, fiber optic light transmission incorporated, color code: white

HOPKINS® II Telescopes

for Diagnosis, Surgery and Treatment of Nose and Nasal Sinuses

Diameter 4 mm, length 18 cm




7230 FLA



7230 FLA

HOPKINS® II Forward-Oblique Telescope 45°, enlarged view, diameter 4 mm, length 18 cm, **autoclavable**, connection for fiber optic light cable on the left, fiber optic light transmission incorporated, color code: black



7230 BVA



7230 BVA

HOPKINS® II Forward-Oblique Telescope 30°, enlarged view, diameter 4 mm, length 18 cm, **autoclavable**, connection for fiber optic light cable on upper side, fiber optic light transmission incorporated, color code: red



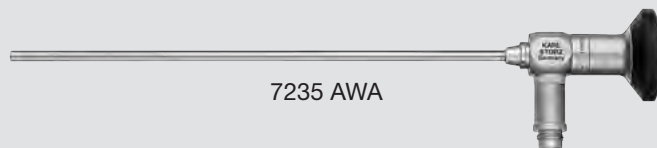
7230 FVA

HOPKINS® II Forward-Oblique Telescope 45°, enlarged view, diameter 4 mm, length 18 cm, **autoclavable**, connection for fiber optic light cable on upper side, fiber optic light transmission incorporated, color code: black

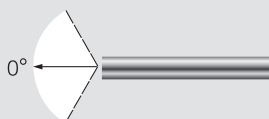


7230 CVA

HOPKINS® II Lateral Telescope 70°, enlarged view, diameter 4 mm, length 18 cm, **autoclavable**, connection for fiber optic light cable on upper side, fiber optic light transmission incorporated, color code: yellow



7235 AWA




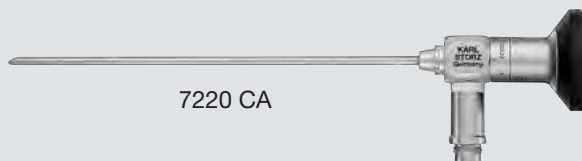
7235 AWA

HOPKINS® II Wide Angle Straight Forward Telescope 0°, enlarged view, diameter 5 mm, length 18 cm, **autoclavable**, fiber optic light transmission incorporated, color code: green

HOPKINS® II Telescopes

for Diagnosis, Surgery and Treatment of Nose and Nasal Sinuses

Diameter 3 mm, length 14 cm, with extra large image



7220 AA

HOPKINS® II Straight Forward Telescope 0°, enlarged view, diameter 3 mm, length 14 cm, **autoclavable**, fiber optic light transmission incorporated, color code: green



7220 BA

HOPKINS® II Forward-Oblique Telescope 30°, enlarged view, diameter 3 mm, length 14 cm, **autoclavable**, fiber optic light transmission incorporated, color code: red



7220 FA

HOPKINS® II Forward-Oblique Telescope 45°, enlarged view, diameter 3 mm, length 14 cm, **autoclavable**, fiber optic light transmission incorporated, color code: black



7220 FVA

HOPKINS® II Forward-Oblique Telescope 45°, enlarged view, diameter 3 mm, length 14 cm, **autoklavierbar**, connection for fiber optic light cable upwards, fiber optic light transmission incorporated, color code: black

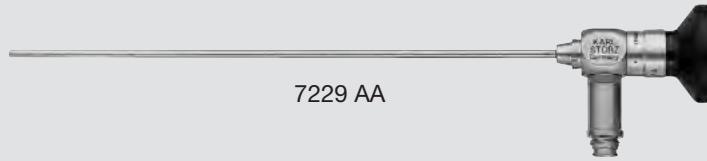


7220 CA


HOPKINS® II Lateral Telescope 70°, enlarged view, diameter 3 mm, length 14 cm, **autoclavable**, fiber optic light transmission incorporated, color code: yellow

HOPKINS® II Telescopes *NEW*
 for Diagnosis, Surgery and Treatment of Nose and Nasal Sinuses

Diameter 2.7 mm, length 18 cm, with extra large image



7229 AA



7229 AA

HOPKINS® II Straight Forward Telescope 0°, enlarged view, diameter 2.7 mm, length 18 cm, **autoclavable**, fiber optic light transmission incorporated, color code: green



7229 BA

HOPKINS® II Forward-Oblique Telescope 30°, enlarged view, diameter 2.7 mm, length 18 cm, **autoclavable**, fiber optic light transmission incorporated, color code: red



7229 FA

HOPKINS® II Forward-Oblique Telescope 45°, enlarged view, diameter 2.7 mm, length 18 cm, **autoclavable**, fiber optic light transmission incorporated, color code: black



7229 CA

HOPKINS® II Lateral Telescope 70°, enlarged view, diameter 2.7 mm, length 18 cm, **autoclavable**, fiber optic light transmission incorporated, color code: yellow

HOPKINS® II Telescopes

for Diagnosis, Surgery and Treatment of Nose and Nasal Sinuses

Diameter 2.7 mm, length 11 cm



7207 AA



7207 AA

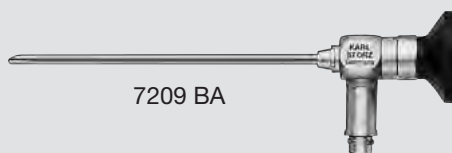
HOPKINS® II Straight Forward Telescope 0°, diameter 2.7 mm, length 11 cm, **autoclavable**, fiber optic light transmission incorporated, color code: green



7207 BA

HOPKINS® II Forward-Oblique Telescope 30°, diameter 2.7 mm, length 11 cm, **autoclavable**, fiber optic light transmission incorporated, color code: red

Diameter 3 mm, length 11 cm



7209 BA



7209 BA

HOPKINS® Forward-Oblique Telescope 30°, diameter 3 mm, length 11 cm, **autoclavable**, fiber optic light transmission incorporated, color code: red

Fiber Optic Light Cable



495 NL

495 NL

Fiber Optic Light Cable, diameter 3.5 mm, length 180 cm

495 NA

Same, length 230 cm

Additional Light Cables see catalog TELEPRESENCE



11301 D4



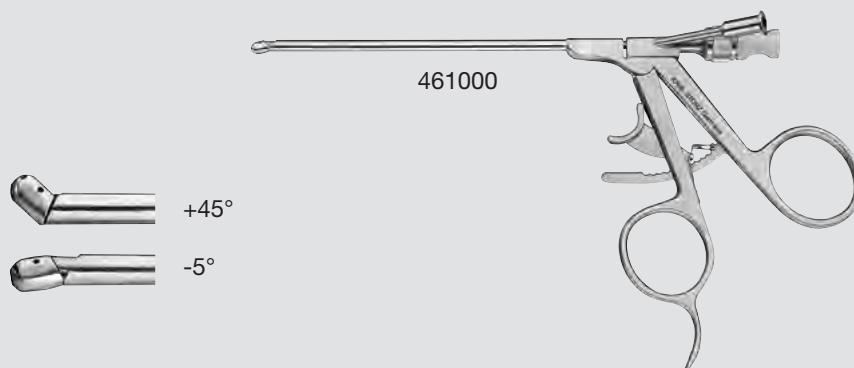
11301 DG

- 11301 D4 **Battery Light Source LED for Endoscopes**, with fast screw thread, brightness > 110 lm / > 150 klx, burning time > 120 min, weight approx. 150 g ready for use, **suitable for wipe disinfection**, with 2 Photo Batteries 121306 P
- 11301 DE **Battery Light Source LED for Endoscopes**, rechargeable, with click connection, brightness > 110 lm / > 150 klx, color temperature 5500 K, lithium-ion batteries, charging time 60 min, burning time at 100% brightness 40 min, weight approx. 150 g ready for use, **suitable for wipe disinfection**
- 11301 DF **Same**, with fast screw thread
- 11301 DG **Charging Unit**, for 11301 DE/11301 DF, for two LED battery light sources, with fixed integrated power supply and adaptor for EU, UK, USA and Australia, power supply 110 – 240 VAC, 50/60 Hz, **suitable for wipe disinfection**
- 094129 **Battery Charger Li-Ion**, for charging the rechargeable battery box, power supply 100 – 240 VAC, 50/60 Hz
- 094127 **Mains Cord**, for Battery Charger 094129, length 150 cm

LASER Rhinoscopy

LASER Application Sheath

LEUNIG-GREVERS LASER Application Instrument



461000 **LEUNIG-GREVERS LASER Application Instrument**, for endonasal LASER surgery, forceps-shaped, for endonasal LASER treatment, handle with ratchet, sheath with channel for introduction of LASER probes up to 1 mm in diameter, distal tip continuously articulating from -5° up to +45°, with integrated smoke evacuation channel, working length 10 cm

723527 L **Cleaning Tube**, for telescope channel of LASER Rhinoscope Sheaths 722010 A – B, LUER-Lock, length 24 cm

Components/Spare Parts see chapter 16



723770

STAMMBERGER Telescope Handle, flat, standard model, length 11 cm, for use with HOPKINS® straight forward telescopes 0° with diameter 4 mm and length 18 cm



723771

STAMMBERGER Telescope Handle, round, length 14.5 cm, for use with HOPKINS® telescopes 30° – 120° with length 18 cm



723772

STAMMBERGER Telescope Handle, round, standard model, length 11 cm, for use with HOPKINS® telescopes 30° – 120° with diameter 4 mm and length 18 cm




723773

STAMMBERGER Telescope Handle, round, length 6.5 cm, for use with HOPKINS® telescopes with diameter 2.7/3 mm and length 11 cm



723774

STAMMBERGER Telescope Handle, round, length 11 cm, for use with HOPKINS® telescopes with diameter 1.9/2.7 mm and length 18 cm



723750 A

Protection Tube, for HOPKINS® telescopes with length of 6 – 11 cm



723750 B


Protection Tube, working length 19.7 cm, for use with HOPKINS® telescopes with a length of 18 cm



39105 A


39105 A

Cleaning Adaptor, for manual or machine cleaning of instruments without irrigation port from 1.5 to 5 mm diameter




723005 A

Trocar for Sinoscopy, with beak, outer diameter 5 mm, length of the cannula 8.5 cm, for use with HOPKINS® telescopes with diameter 4 mm



723005 B

Trocar for Sinoscopy, oblique beak, outer diameter 5 mm, length of the cannula 8.5 cm, for use with HOPKINS® telescopes with diameter 4 mm



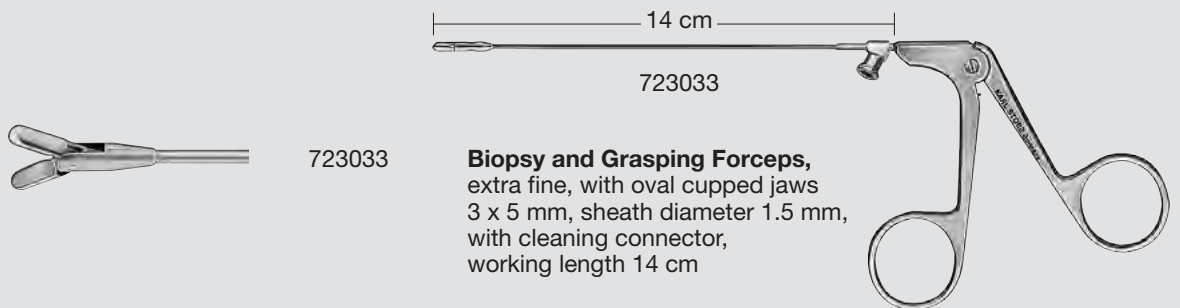
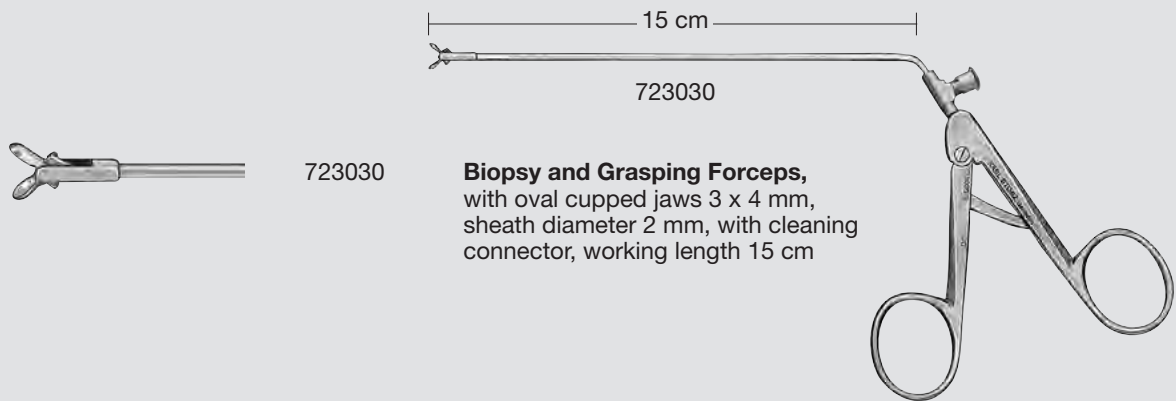
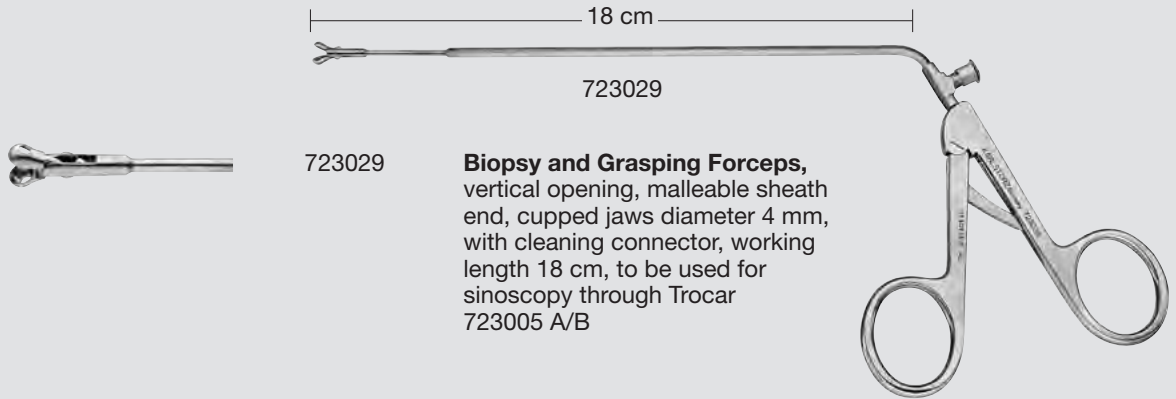
723103 B

Trocar for Sinoscopy, oblique beak, outer diameter 3.3 mm, length of the cannula 7.5 cm, for use with HOPKINS® telescopes with diameter 2.7 mm

FESS Instruments

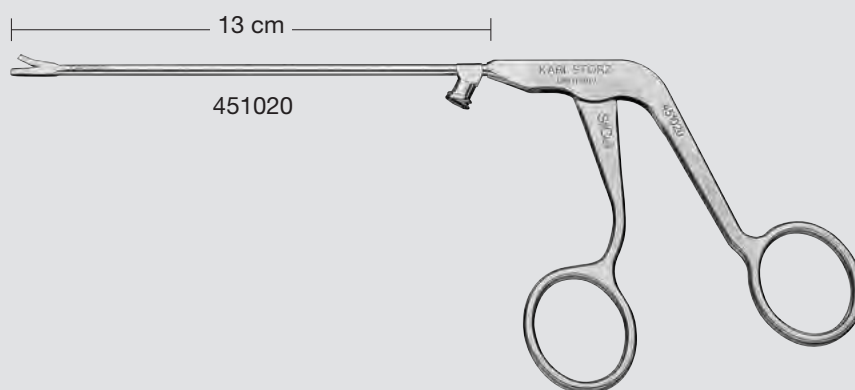
for Endoscopic Diagnosis, Surgery and Postoperative Treatment
of Nasal Sinuses and Anterior Skull Base

Biopsy and Grasping Forceps working length 14, 15 and 18 cm



Special Features:

- Tactile instrument feedback
- Uniform patented force transmission
- Powerful resection under precise control
- Accurate incision due to small tolerances
- Large aperture angle
- Special cutting geometry to prevent tissue from slipping
- Flat jaws
- Through-cutting and backward-cutting versions also available



456021

GRÜNWARD-HENKE **SilCut® Nasal Forceps**, straight, not through-cutting, extremely powerful resection, patented uniform force transmission for gently controlled grasping and removal of tissue, cartilage and bone fragments, new ergonomic handle design, BLAKESLEY shape, size 1, with cleaning connector, working length 13 cm



456521

Same, 45° upturned



451020

GRÜNWARD-HENKE **SilCut® Nasal Cutting Forceps**, straight, through-cutting, extremely powerful resection, patented uniform force transmission for gently controlled cutting, new ergonomic handle design, BLAKESLEY shape, size 0, with cleaning connector, working length 13 cm



451021

Same, size 1



451520

GRÜNWARD-HENKE **SilCut® Nasal Cutting Forceps**, 45° upturned, through-cutting, extremely powerful resection, patented uniform force transmission for gently controlled cutting, new ergonomic handle design, BLAKESLEY shape, size 0, with cleaning connector, working length 13 cm



451521

Same, size 1



452011

MACKAY-GRÜNWALD SilCut® Nasal Cutting Forceps, straight, through-cutting, extremely powerful resection, patented uniform force transmission for gently controlled cutting, new ergonomic handle design, size 1.8 x 3 mm, with cleaning connector, working length 13 cm



452021

SilCut® Nasal Cutting Forceps, straight, through-cutting, extremely powerful resection, patented uniform force transmission for gently controlled cutting, new ergonomic handle design, width of cut 1.5 mm, with cleaning connector, working length 13 cm



452022

Same, width of cut 2.7 mm



452023

Same, width of cut 3.4 mm



452031

SilCut® Nasal Cutting Forceps, jaws upturned 15°, through-cutting, extremely powerful resection, patented uniform force transmission for gently controlled cutting, new ergonomic handle design, width of cut 1.5 mm, with cleaning connector, working length 13 cm



452032

Same, width of cut 2.7 mm



452033

Same, width of cut 3.4 mm



459110

STAMMBERGER SilCut® Antrum Punch, extremely powerful resection, patented uniform force transmission for gently controlled cutting, new ergonomic handle design, upbiting backward cutting, with cleaning connector, working length 10 cm




459151

Same, right side downward and forward cutting




459152

Same, left side downward and forward cutting



459161

SilCut® Antrum Punch, right side upbiting and forward cutting, sheath distally angled to the right, with cleaning connector, working length 10 cm



459162

SilCut® Antrum Punch, left side upbiting and forward cutting, sheath distally angled to the left, with cleaning connector, working length 10 cm

Recommended stainless steel trays for sterilization 39910 SC see catalog HYGIENE



The missing piece of the puzzle
The new generation of ENT forceps from KARL STORZ


Nothing could be more simple!

The preparation of instruments is increasingly in the spotlight. The demand for a perfect hygienic cleaning process which can be validated and recorded is difficult to meet due to the design constraints of conventional instruments.

SinuFIT®, the new ENT forceps from KARL STORZ, on the contrary, make perfect hygiene child's play. One hand

movement is enough to separate the outer sheath from the working insert. You then have 3 or, with particularly delicate instruments, 2 instrument parts without dirt traps or inaccessible channels, which can be cleaned efficiently to a cutting-edge hygienic standard.

Naturally, the instruments can be reassembled as quickly and easily as they can be dismantled.



Dismantling the instrument in 3 simple steps: Push the slide back...



... and pull the outer sheath and the working insert out of the handle.



In the case of instruments with three parts, you then release the bayonet mount by turning it 90° and pulling the working insert out of the sheath. Done!

Machine cleaning of the **SinuFIT®** instruments is as easy as it is efficient. Specially developed cleaning racks, in which the separate parts of the **SinuFIT®** can be connected directly to the rinsing system, ensure particularly thorough preparation.




Special Features:

- Completely detachable
- Easy dismantling and reassembly
- Easy and efficient cleaning also by means of the LUER-Lock connection
- Economic advantages due to compatibility with all working inserts and outer sheaths
- Well-balanced handle with ergonomic design
- Great variety of working inserts
- Inserts can be locked into three different positions

Two-piece design

SinuFIT® Instruments, consisting of:


- Handle
- Working attachment



Three-piece design

SinuFIT® Instruments, consisting of:

- Handle
- Outer sheath
- Working insert



Please note:

For SinuFIT® instruments only the **individual component parts** are numbered.
The catalog number for the **dismantling working attachment** is **not** on the instrument.



| Working Attachment / Working Insert with Outer Sheath | Working Insert | | Outer Sheath | |
|---|----------------|-------------------|--------------------|------------------|
| | Size | Catalog Number | Diameter 3.5 mm | Diameter 5 mm |
| working length 11.5 cm | | | | |

for use with
Metal Handle



SinuFIT® BLAKESLEY Nasal Forceps, straight

| | | | | | |
|--|----------|--------|-----------|--------|--------|
| | 456000 Z | size 0 | - | - | 550000 |
| | 456001 Z | size 1 | 456001 ZY | 553514 | |
| | 456002 Z | size 2 | 456002 ZY | | |
| | 456003 Z | size 3 | 456003 ZY | - | |
| | 456004 Z | size 4 | 456004 ZY | 555014 | |

SinuFIT® BLAKESLEY-WILDE Nasal Forceps, 45° upturned

| | | | | | |
|--|----------|--------|-----------|--------|--------|
| | 456500 Z | size 0 | - | - | 550000 |
| | 456501 Z | size 1 | 456501 ZY | 553514 | |
| | 456502 Z | size 2 | 456502 ZY | | |
| | 456503 Z | size 3 | 456503 ZY | - | |
| | 456504 Z | size 4 | 456504 ZY | 555014 | |



SinuFIT® BLAKESLEY-WILDE Nasal Forceps, 90° upturned


| | | | | | |
|--|----------|--------|-----------|--------|---|
| | 456801 Z | size 1 | 456801 ZY | 553514 | - |
| | 456802 Z | size 2 | 456802 ZY | | |
| | 456803 Z | size 3 | 456803 ZY | | |

Please note:





The Metal Handle 550000 is **not** included in delivery. Please order separately.







| Working Attachment / Working Insert with Outer Sheath | Working Insert | | Outer Sheath | |
|---|---|-------------------|--|------------------|
| | Size | Catalog Number | Diameter 3.5 mm | Diameter 5 mm |
| working length 11.5 cm |  | |  | |





SinuFIT® GRÜNWALD-HENKE Nasal Forceps, straight, through-cutting,
BLAKESLEY shape

| | | | | | |
|---|----------|--------------|-----------|--------|--------|
|  | 456100 Z | width 2.5 mm | – | – | |
|  | 456101 Z | width 3.5 mm | 456101 ZY | 553514 | – |
|  | 456102 Z | width 4.2 mm | 456102 ZY | | |
|  | 456103 Z | width 4.8 mm | 456103 ZY | – | 555014 |



SinuFIT® GRÜNWALD-HENKE Nasal Forceps, 45° upturned, through-cutting,
BLAKESLEY shape

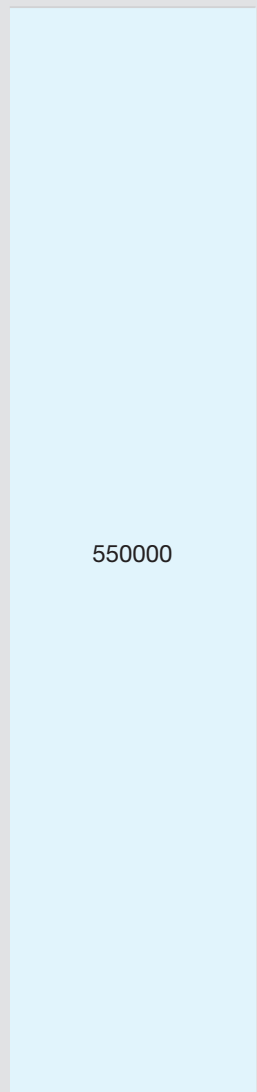
| | | | | | |
|---|----------|--------------|-----------|--------|--------|
|  | 456120 Z | width 2.5 mm | – | – | |
|  | 456121 Z | width 3.5 mm | 456121 ZY | 553514 | – |
|  | 456122 Z | width 4.2 mm | 456122 ZY | | |
|  | 456123 Z | width 4.8 mm | 456123 ZY | – | 555014 |

SinuFIT® MACKAY-GRÜNWALD Nasal Forceps, straight, through-cutting

| | | | | | |
|---|-----------|-------------------------|------------|--------|---|
|  | 452001 BZ | size 1 8 x 3 mm | 452001 BZY | 553514 | – |
|  | 452002 BZ | size 2 11.5 x 3.5 mm | 452002 BZY | | |

SinuFIT® MACKAY-GRÜNWALD Nasal Forceps, 45° upturned, through-cutting

| | | | | | |
|---|-----------|-------------------------|------------|--------|---|
|  | 452501 BZ | size 1 8 x 3 mm | 452501 BZY | 553514 | – |
|  | 452502 BZ | size 2 11.5 x 3.5 mm | 452502 BZY | | |



Please note:
The Metal Handle 550000 is **not** included in delivery. Please order separately.



| Working Attachment / Working Insert with Outer Sheath | Working Insert | | Outer Sheath | | for use with Metal Handle |
|---|----------------|----------------|-----------------|---------------|---------------------------|
| | Description | Catalog Number | Diameter 3.5 mm | Diameter 5 mm | |
| working length 11.5 cm | | | | | |

SinuFIT® STAMMBERGER Antrum Punch, backward cutting

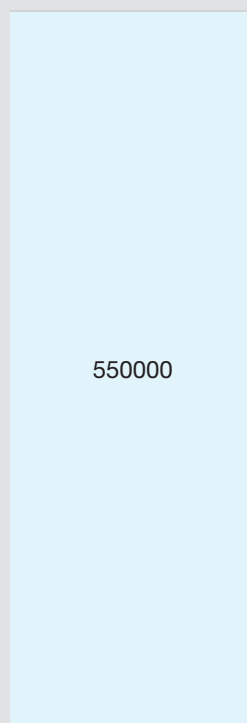
| | | | | | |
|--|----------|---------------------|-----------|--------|---|
| | 459010 Z | - | 459010 ZY | 553514 | - |
| | 459030 Z | small, slender size | 459030 ZY | | |

SinuFIT® STAMMBERGER Double-Spoon Forceps, 65° upturned, cup diameter 3 mm

| | | | | | |
|--|----------|--------------------|---|---|---|
| | 651010 Z | vertical opening | - | - | - |
| | 651020 Z | horizontal opening | | | |

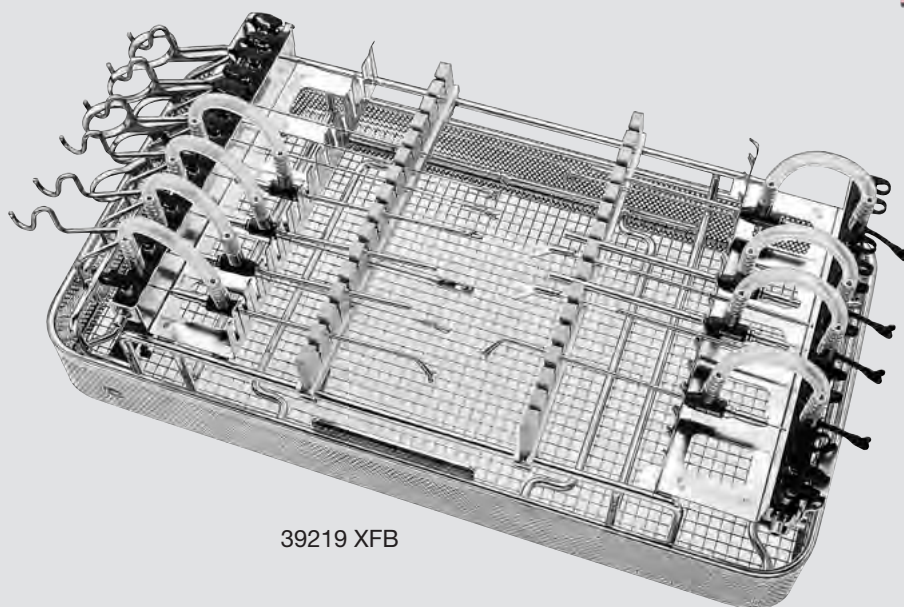
SinuFIT® Nasal Scissors

| | | | | | |
|--|----------|--------------|-----------|---|--------|
| | 449201 Z | straight | 449201 ZY | - | 555014 |
| | 449202 Z | curved right | 449202 ZY | | |
| | 449203 Z | curved left | 449203 ZY | | |



Please note:

The Metal Handle 550000 is **not** included in delivery. Please order separately.



39219 XFB

39219 XF **Instrument Rack**, with one irrigation block (standard version) for cleaning, sterilization and storage of up to 15 **LaryngoFIT®** or 15 **SinuFIT®** instrument attachments and 6 handles, incl. variable bars with silicone holder and direct connection of the instrument attachments via a multi-port bridge to the washer-disinfector and Wire Tray 39502 ZB, external dimensions (w x d x h): 480 x 250 x 160 mm

39219 XFB **Same for Cleaning, Sterilization and Storage** of up to 15 **LaryngoFIT®** or 15 **SinuFIT®** instrument attachments and 6 handles

Optional Accessory



39502 V

39502 V **Wire Tray for Cleaning, Sterilization and Storage** of instruments, with hole plate walls and foldaway handles, external dimensions (w x d x h): 228 x 248 x 45 mm

Components/Spare Parts see chapter 16

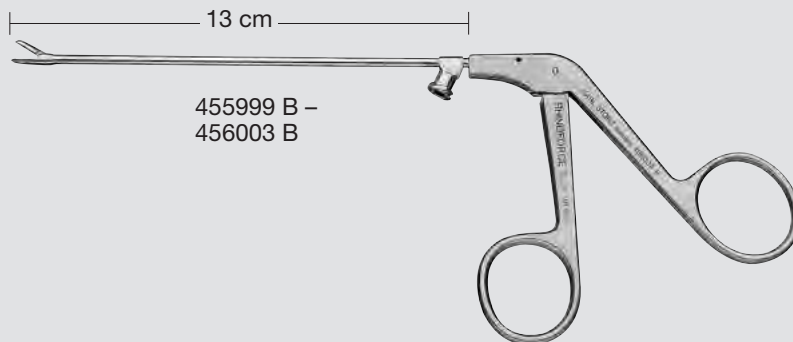
Further accessories for cleaning and sterilization see catalog HYGIENE

Please note: The instruments displayed are not included in the instrument racks.

FESS Instruments

for Endoscopic Diagnosis, Surgery and Postoperative Treatment
of Nasal Sinuses and Anterior Skull Base

BLAKESLEY RHINOFORCE® II Nasal Forceps



455999 B

BLAKESLEY RHINOFORCE® II Nasal Forceps, straight, size 00, with cleaning connector, working length 13 cm



456000 B

Same, size 0



456001 B

Same, size 1



456002 B

Same, size 2



456003 B

Same, size 3



456499 B

BLAKESLEY-WILDE RHINOFORCE® II Nasal Forceps, 45° upturned, size 00, with cleaning connector, working length 13 cm



456500 B

Same, size 0



456501 B

Same, size 1



456502 B

Same, size 2



456801 B

BLAKESLEY-WILDE RHINOFORCE® II Nasal Forceps, 90° upturned, size 1, with cleaning connector, working length 13 cm



456802 B

Same, size 2



456803 B

Same, size 3



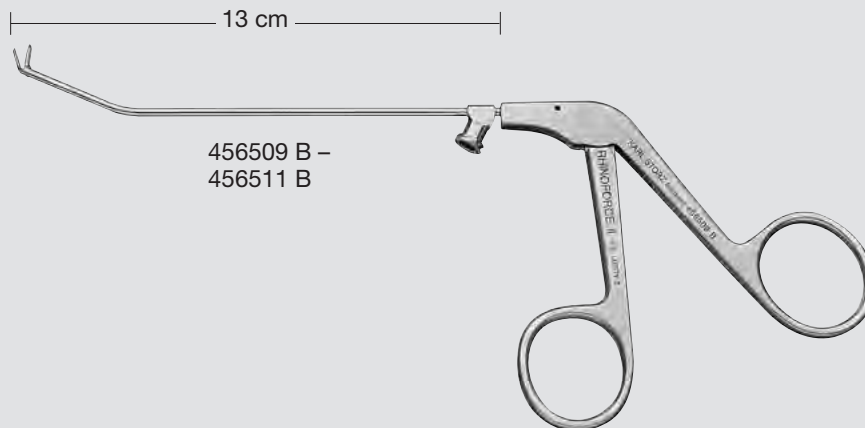
456601 B

BLAKESLEY-WILDE RHINOFORCE® II Nasal Forceps, curved to right 45°, size 1, with cleaning connector, working length 13 cm

Recommended stainless steel trays for sterilization 39910 SC see catalog HYGIENE

FESS Instruments

for Endoscopic Diagnosis, Surgery and Postoperative Treatment
of Nasal Sinuses and Anterior Skull Base



456009 B BLAKESLEY-CASTELNUOVO **RHINOFORCE® II**
Nasal Forceps, end of sheath 25° upturned, with
straight jaw, width 2.5 mm, with cleaning connector,
working length 13 cm



456010 B **Same**, width 3 mm



456509 B BLAKESLEY-CASTELNUOVO **RHINOFORCE® II**
Nasal Forceps, end of sheath 25° upturned, jaws
45° upturned, width 2.5 mm, with cleaning connector,
working length 13 cm



456510 B **Same**, width 3 mm

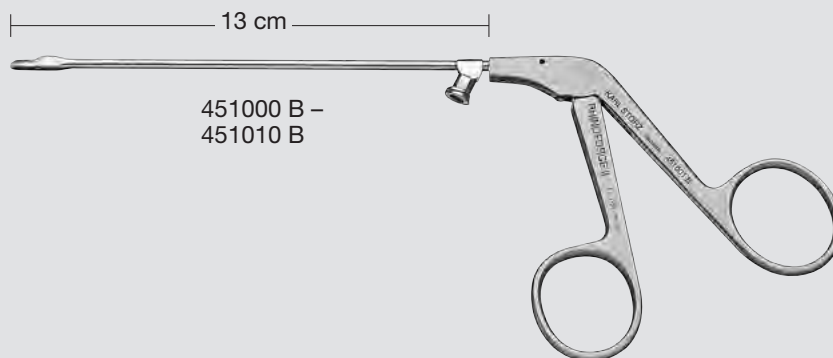


456511 B **Same**, width 3.5 mm

FESS Instruments

for Endoscopic Diagnosis, Surgery and Postoperative Treatment of Nasal Sinuses and Anterior Skull Base

GRÜNWALD-HENKE/CASTELNUOVO RHINOFORCE® II Nasal Forceps, through-cutting



451000 B

GRÜNWALD-HENKE **RHINOFORCE® II Nasal Cutting Forceps**, straight, through-cutting, tissue-sparing, BLAKESLEY shape, size 0, width 3 mm, with cleaning connector, working length 13 cm



451001 B

Same, size 1, width 3.5 mm

451002 B

Same, size 2, width 4 mm



451500 B

GRÜNWALD-HENKE **RHINOFORCE® II Nasal Cutting Forceps**, 45° upturned, through-cutting, tissue-sparing, BLAKESLEY shape, size 0, width 3 mm, with cleaning connector, working length 13 cm

451501 B

Same, size 1, width 3.5 mm

451502 B

Same, size 2, width 4 mm



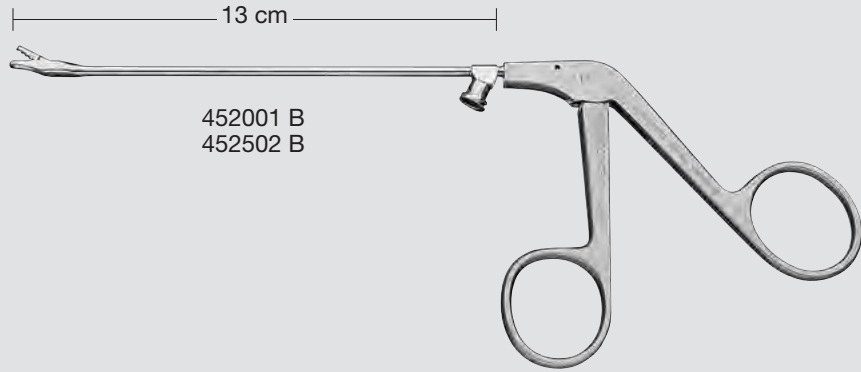
451510 B

CASTELNUOVO **RHINOFORCE® II Nasal Cutting Forceps**, end of sheath 25° upturned, through-cutting, jaws 45° upturned, BLAKESLEY shape, width 3 mm, with cleaning connector, working length 13 cm

FESS Instruments

for Endoscopic Diagnosis, Surgery and Postoperative Treatment
of Nasal Sinuses and Anterior Skull Base

MACKAY-GRÜNWARD RHINOFORCE® II Nasal Forceps, through-cutting



452001 B
452502 B



452001 B

MACKAY-GRÜNWARD RHINOFORCE® II Nasal Cutting Forceps, straight, through-cutting, extra delicate, tissue-sparing, 8 x 3 mm, size 1, with cleaning connector, working length 13 cm



452002 B

Same, 11.5 x 3.5 mm, size 2



452501 B

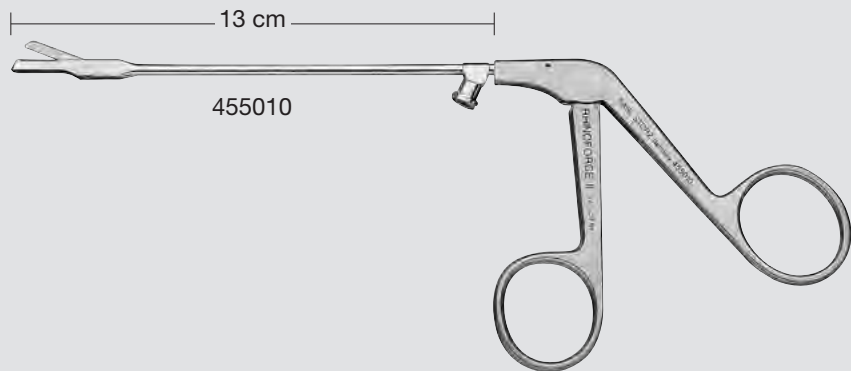
MACKAY-GRÜNWARD RHINOFORCE® II Nasal Cutting Forceps, 45° upturned, through-cutting, extra delicate, tissue-sparing, 8 x 3 mm, size 1, with cleaning connector, working length 13 cm



452502 B

Same, 11.5 x 3.5 mm, size 2

STRUYCKEN RHINOFORCE® II Nasal Cutting Forceps



455010



455010

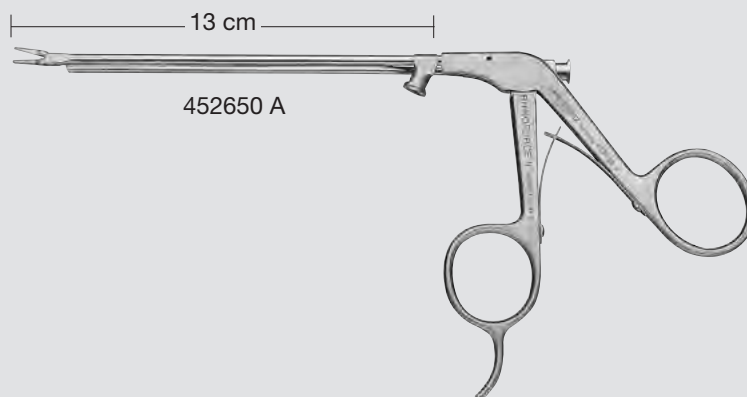
STRUYCKEN RHINOFORCE® II Nasal Cutting Forceps, with cleaning connector, working length 13 cm

FESS Instruments

for Endoscopic Diagnosis, Surgery and Postoperative Treatment
of Nasal Sinuses and Anterior Skull Base

MONTGOMERY-YOUNGS RHINOFORCE® II Clip Applicator,
for endonasal endoscopic sphenopalatine artery ligature

Winner of the **2006**
Cutler Surgical Prize



The **Cutlers' Surgical Prize** is one of the most prestigious annual awards for innovation in the design or application of surgical instruments or techniques. The prize as well as the Clarke medal are awarded by the surgical association and the president of the Royal College of Surgeons of England.



452650 A MONTGOMERY-YOUNGS **RHINOFORCE® II**
Clip Applicator, for endonasal endoscopic
sphenopalatine artery ligature, with suction
channel, handle with spring, straight, with
cleaning connector, working length 13 cm,
for use with Titanium Clips 8665 T



452650 C **Same**, jaws angled to the right

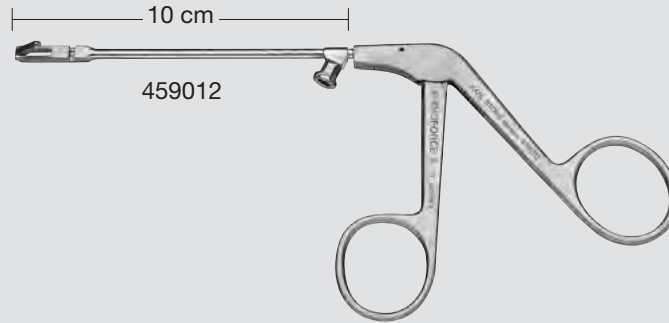


452650 D **Same**, jaws angled to the left

FESS Instruments

for Endoscopic Diagnosis, Surgery and Postoperative Treatment
of Nasal Sinuses and Anterior Skull Base

STAMMBERGER Antrum Punch, backwards cutting



459010

STAMMBERGER RHINOFORCE® II Antrum Punch,
upside backward cutting, with cleaning connector,
working length 10 cm



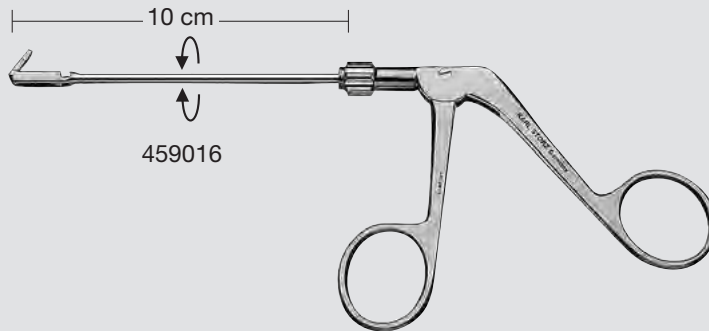
459011

Same, right side backward cutting



459012

Same, left side backward cutting



459016

STAMMBERGER Antrum Punch, backward
cutting, sheath 360° rotatable, with fixing screw,
dismantling, working length 10 cm, for use with
Cleaning Adaptor 459015 LL



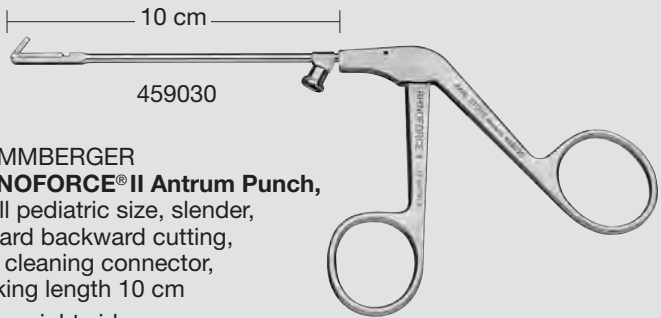
459015 LL





Cleaning Adaptor

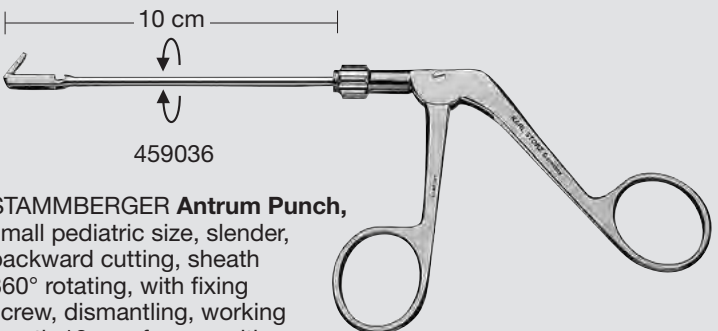
FESS Instruments



for Endoscopic Diagnosis, Surgery and Postoperative Treatment of Nasal Sinuses and Anterior Skull Base

STAMMBERGER Antrum Punches, pediatric size, backward cutting

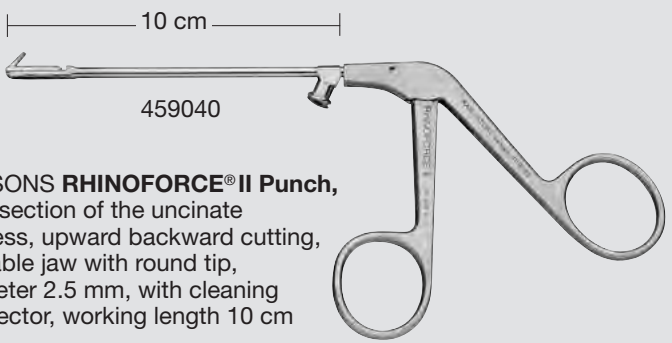





| | | |
|---|--------|---|
|  | 459030 | STAMMBERGER RHINOFORCE® II Antrum Punch, small pediatric size, slender, upward backward cutting, with cleaning connector, working length 10 cm |
|  | 459031 | Same , right side backward cutting |
|  | 459032 | Same , left side backward cutting |
|  | 459033 | Same , downside backward cutting |



| | | |
|---|-----------|--|
|  | 459036 | STAMMBERGER Antrum Punch, small pediatric size, slender, backward cutting, sheath 360° rotating, with fixing screw, dismantling, working length 10 cm, for use with Cleaning Adaptor 459015 LL |
|  | 459015 LL | Cleaning Adaptor |

PARSONS RHINOFORCE® II Punches, backward cutting



| | | |
|---|--------|--|
|  | 459040 | PARSONS RHINOFORCE® II Punch, for resection of the uncinat process, upward backward cutting, movable jaw with round tip, diameter 2.5 mm, with cleaning connector, working length 10 cm |
|  | 459041 | Same , right side backward cutting |
|  | 459042 | Same , left side backward cutting |

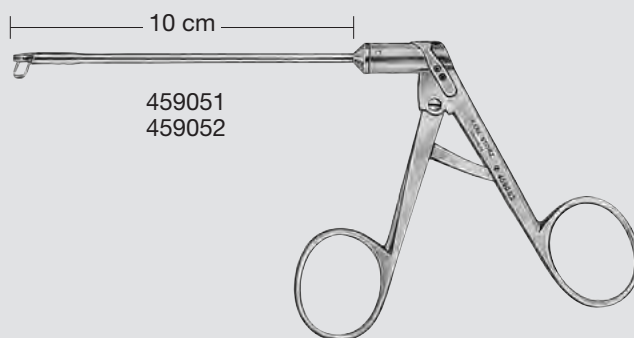

FESS Instruments

for Endoscopic Diagnosis, Surgery and Postoperative Treatment
of Nasal Sinuses and Anterior Skull Base

STAMMBERGER Antrum Punch, sidebiting downward and forward cutting


The sidebiting antrum punch forceps designed in conjunction with Professor Heinz STAMMBERGER are crucial for removing remnants of the inferior unciniate process. The forceps are available in left and right version, and are designed to cut downward and forward. The innovative forceps design allows individual shaping of the anrostomy opening and

extension of the anrostomy inferiorly and posteriorly. Use of the new sidebiting forceps can help reduce the time required for a middle meatal anrostomy. The sidebiting forceps can also be used to connect an accessory ostium to the natural maxillary ostium, as well as for partial resection of the inferior orbital floor in orbital decompression procedures.



459051

STAMMBERGER Antrum Punch,
right side downward and forward
cutting, working length 10 cm



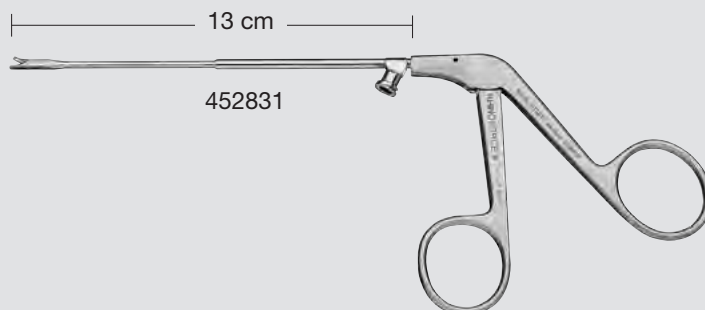
459052

Same, left side downward and
forward cutting

FESS Instruments

for Endoscopic Diagnosis, Surgery and Postoperative Treatment
of Nasal Sinuses and Anterior Skull Base

RHINOFORCE® II Miniature Nasal Forceps, flat jaws, through-cutting



452831

RHINOFORCE® II Miniature Nasal Forceps, with extra fine flat jaws, through-cutting, tissue-sparing, straight sheath, straight jaws, width of cut 1.5 mm, with cleaning connector, working length 13 cm



452832

Same, jaws 45° upturned



452833

Same, sheath curved 30°, straight jaws



452834

Same, sheath curved 30°, jaws 45° upturned



452841

CASTELNUOVO RHINOFORCE® II Miniature Nasal Forceps, with extra fine flat jaws, through-cutting, tissue-sparing, 65° upturned, backward opening, width of cut 1.5 mm, with cleaning connector, working length 13 cm



452841 L

Same, left side opening



452841 R

Same, right side opening

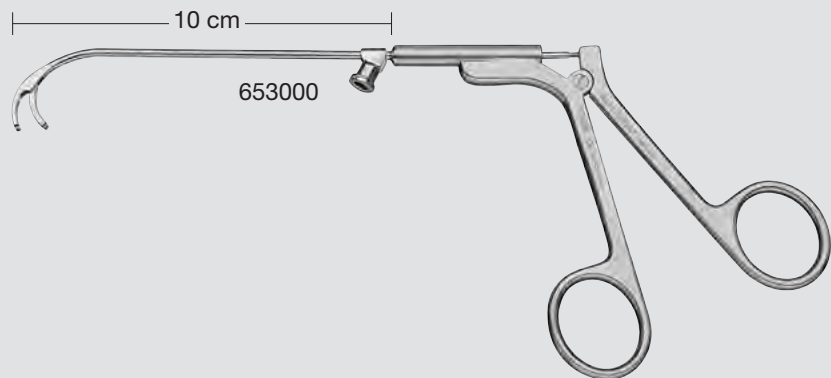
FESS Instruments

for Endoscopic Diagnosis, Surgery and Postoperative Treatment
of Nasal Sinuses and Anterior Skull Base

HEUWIESER Antrum Grasping Forceps

Special Features:

- Unique concept, completely new design
- Short, sharp-radius curve starting at the joint of the jaws
- Far-reaching jaws open backwards
- For endonasal removal of cysts and polyps
- Specially suitable for out-patient use under local anesthesia where a window already exists, without subjecting the patient to undue stress
- With the telescope introduced separately the slim sheath with a diameter of only 2.5 mm permits good handling and unimpeded view inside the antrum
- Distal end of the forceps is sharply curved like an antrum cannula thus making it possible to introduce the working end far into the antrum; the fundus of the antrum is reached down to the alveolar sinus
- Fenestrated jaws enable unobstructed view of anatomic structures and the position of the jaws, thus particularly facilitating localized work with grasping forceps
- Also suitable for removing fish bones and hairs from the hypopharynx



653000 **HEUWIESER Antrum Grasping Forceps**, jaws curved downwards, fixed jaw curved 90°, movable jaw opening up to 120° backward opening, with cleaning connector, working length 10 cm

653001 **Same**, jaws curved upwards

653002 **Same**, jaws curved to right

653003 **Same**, jaws curved to left

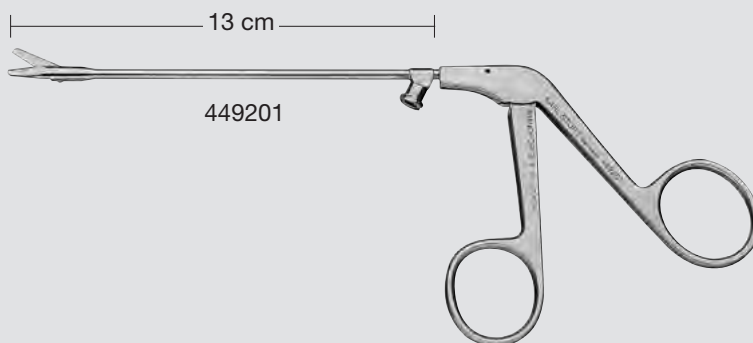
653005 **HEUWIESER Antrum Grasping Forceps**, with extra long curve for anterior alveolar recess, fixed jaw curved downwards 115°, movable jaw backward opening up to 140°, with cleaning connector, working length 10 cm

653006 **Same**, fixed jaw curved downwards 140°, movable jaw backward opening 155°

FESS Instruments

for Endoscopic Diagnosis, Surgery and Postoperative Treatment
of Nasal Sinuses and Anterior Skull Base

RHINOFORCE® II Nasal Scissors



449201

RHINOFORCE® II Nasal Scissors, straight,
with cleaning connector, working length 13 cm



449202

Same, curved to right



449203

Same, curved to left



449204

RHINOFORCE® II Nasal Scissors, cutting blades
curved upwards, to cut the anterior part of the
middle turbinate in case of narrow nose and to
prevent postoperative synechia, with cleaning
connector, working length 13 cm



449205

Same, curved downwards



449211

RHINOFORCE® II Nasal Scissors, straight,
small model, length of cut 10 mm, with
cleaning connector, working length 13 cm



449212

Same, curved to right



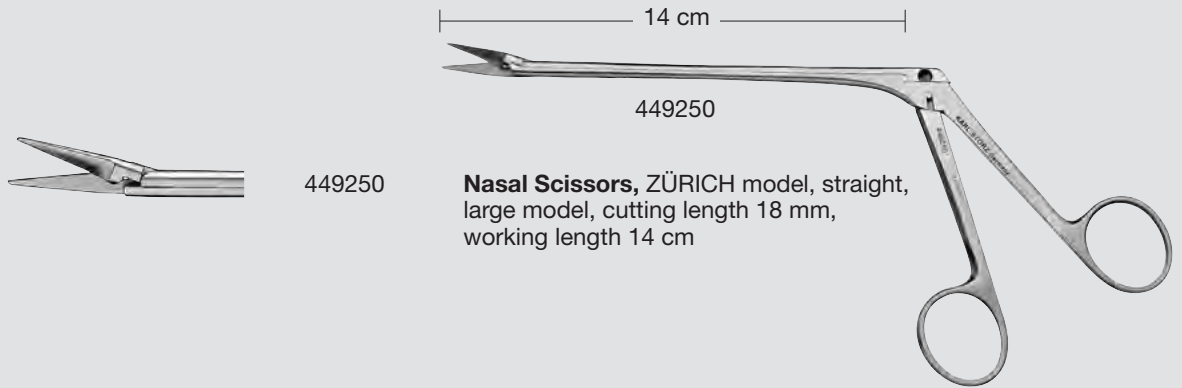
449213

Same, curved to left

FESS Instruments

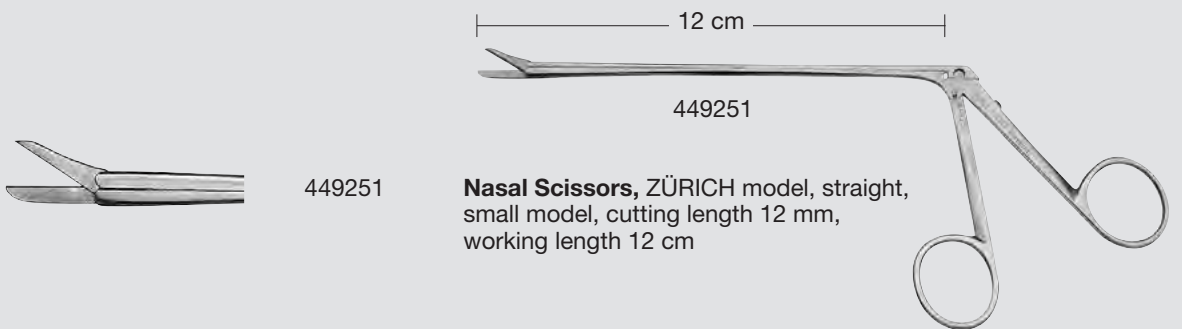
for Endoscopic Diagnosis, Surgery and Postoperative Treatment
of Nasal Sinuses and Anterior Skull Base

Nasal Scissors



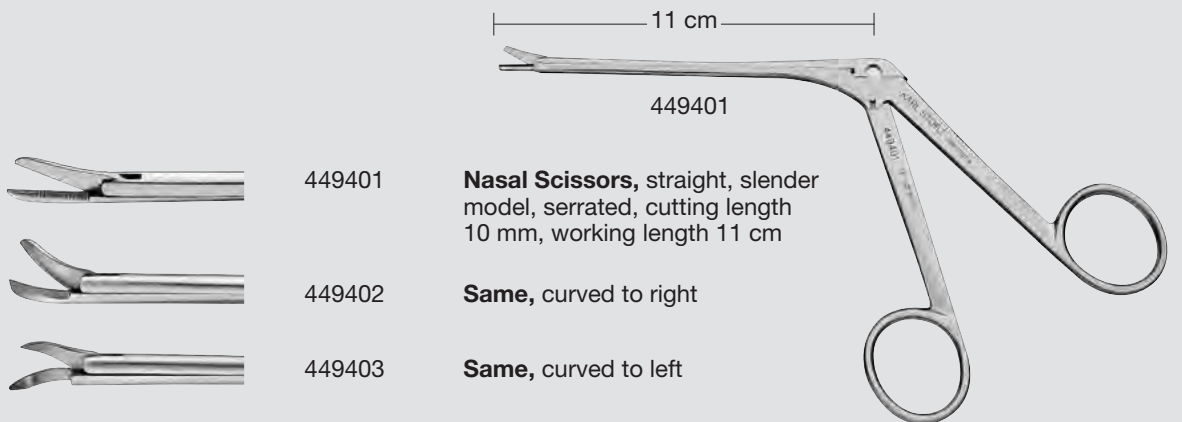
449250

Nasal Scissors, ZÜRICH model, straight, large model, cutting length 18 mm, working length 14 cm



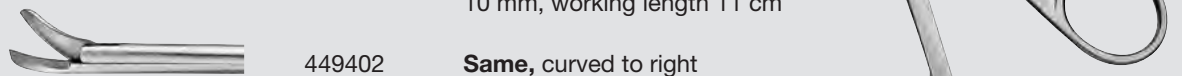
449251

Nasal Scissors, ZÜRICH model, straight, small model, cutting length 12 mm, working length 12 cm



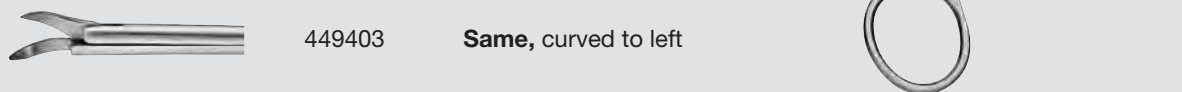
449401

Nasal Scissors, straight, slender model, serrated, cutting length 10 mm, working length 11 cm



449402

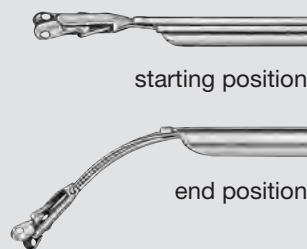
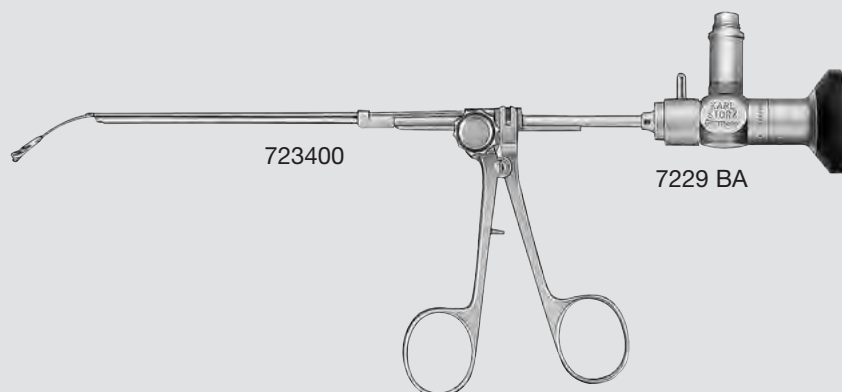
Same, curved to right



449403

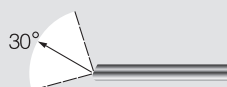
Same, curved to left

Optical Biopsy and Grasping Forceps, retractable



723400

Optical Biopsy and Grasping Forceps,
flexible, for use with HOPKINS® II Telescope
7229 BA and Trocars 723005 A/B



7229 BA

HOPKINS® II Forward-Oblique Telescope 30°,
enlarged view, diameter 2.7 mm, length 18 cm,
autoclavable, fiber optic light transmission
incorporated,
color code: red

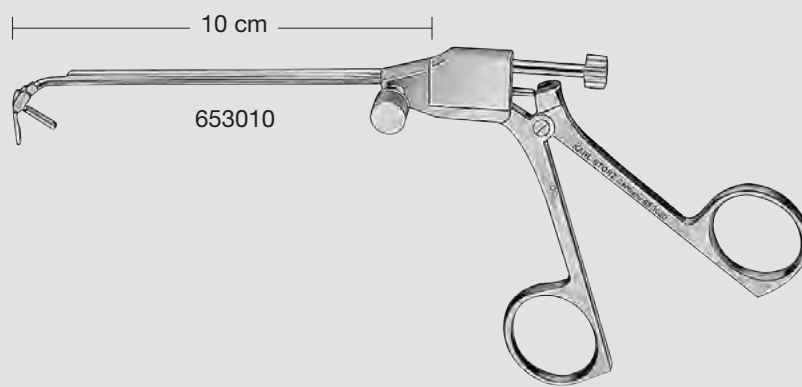
FESS Instruments

for Endoscopic Diagnosis, Surgery and Postoperative Treatment
of Nasal Sinuses and Anterior Skull Base

HEUWIESER Antrum Grasping Forceps, double action jaws

Special Features:

- Enlarged action radius of jaws compared to that of HEUWIESER standard forceps
- Retrograde position of both jaws adjustable: upper jaw up to 120° angle, inferior jaw up to 180°, opens backwards



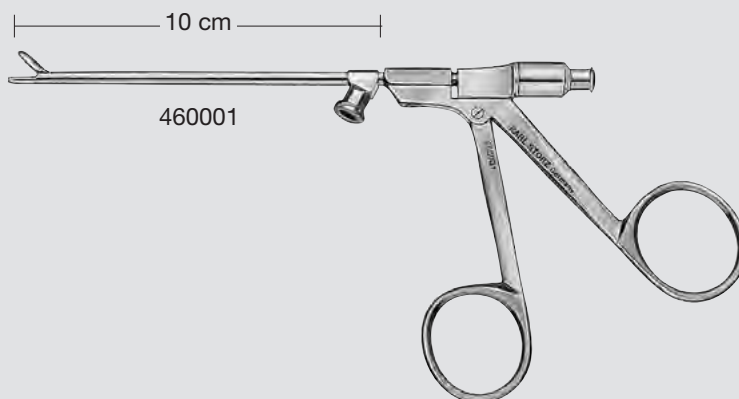
653010

HEUWIESER Antrum Grasping Forceps,
double action jaws adjustable to retrograde
position, working length 10 cm

FESS Instruments

for Endoscopic Diagnosis, Surgery and Postoperative Treatment
of Nasal Sinuses and Anterior Skull Base

STAMMBERGER Suction Punches, with central suction channel



460001

STAMMBERGER Suction Punch, for biopsy and grasping, straight, with central suction channel, with Cleaning Stylet 460001 E, size 1, with cleaning connector, working length 10 cm



460501

STAMMBERGER Suction Punch, for biopsy and grasping, curved upwards, with central suction channel, with Cleaning Stylet 460001 E, size 1, with cleaning connector, working length 10 cm

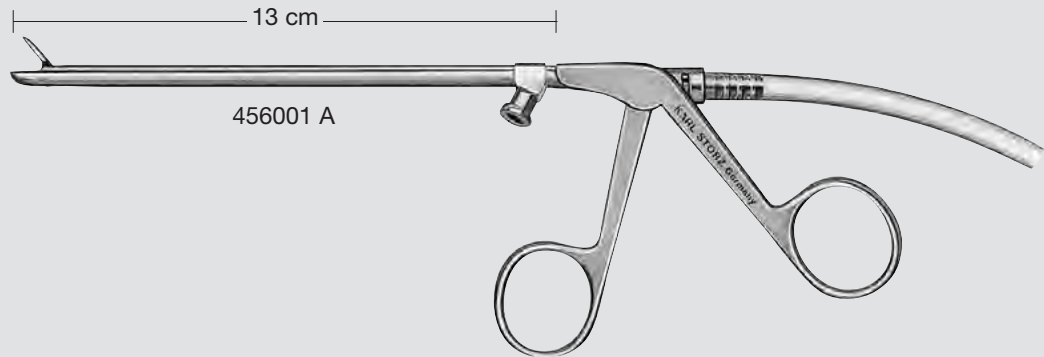


Components/Spare Parts see chapter 16

FESS Instruments

for Endoscopic Diagnosis, Surgery and Postoperative Treatment
of Nasal Sinuses and Anterior Skull Base

KENNEDY-BLAKESLEY/LUSK RHINOFORCE® II Suction Punches and Biopsy and Grasping Forceps, with lateral suction channel



456001 A

KENNEDY-BLAKESLEY RHINOFORCE® II Suction Punch, for biopsy and grasping, straight, with suction channel, size 1, with cleaning connector, working length 13 cm



456002 A

Same, size 2



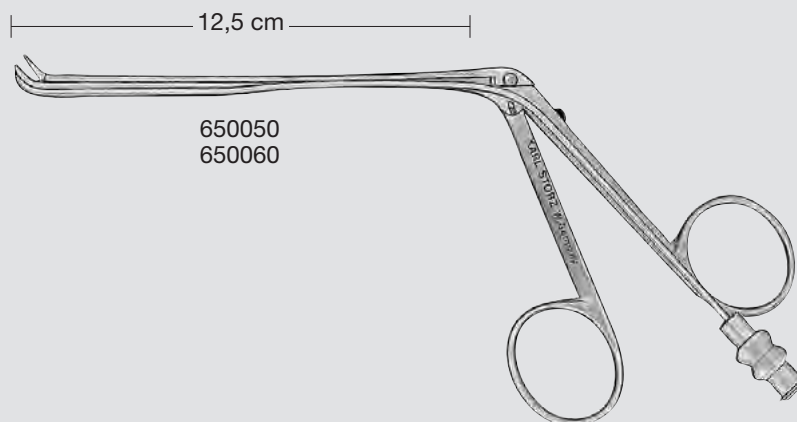
456501 A

KENNEDY-BLAKESLEY RHINOFORCE® II Biopsy and Grasping Forceps, 45° upturned, with suction channel, size 1, with cleaning connector, working length 12.5 cm



456502 A

Same, size 2



650050

KENNEDY-LUSK Biopsy and Grasping Forceps, straight, for children, with suction channel, working length 12.5 cm

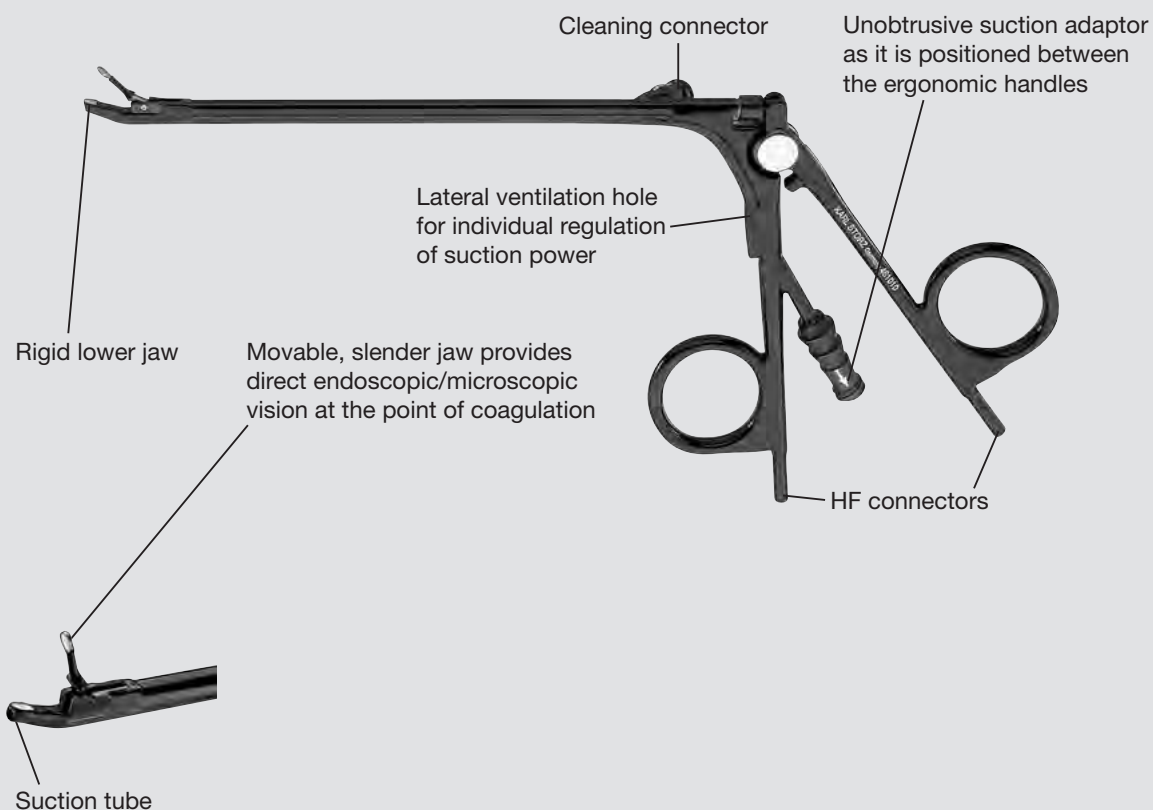


650060

Same, 45° upturned

Special Features:

- Design similar to standard paranasal grasping forceps
- Integrated suction channel
- Individual suction power regulation
- Bipolar coagulation
- Insulated except for small coagulation area on the instrument tip
- Single action jaws
- Distance between cautery poles may be varied, enabling punctual and extensive coagulation
- Special design of the movable jaw provides direct endoscopic/microscopic vision at the point of coagulation
- Two instrument heads: angled 15° and 45° to the instrument sheath
- Slim design enables good availability of previously hard to reach regions for cauterization



STAMMBERGER Bipolar Suction Forceps



Indications/Applications:

- Arterial bleeding (ethmoidal, sphenopalatine and maxillary arteries, turbinate and septum vessels)
- Skull base surgery
- Oozing hemorrhage from the mucosa edges
- Pituitary gland surgery
- Vascular processes, i.e. nasopharyngeal fibroma
- Epistaxis
- Rendu-Osler-Weber disease
- Secondary hemorrhage, i.e. from adenotomes in the nasopharynx
- Edema prevention, shrinkage of mucosa (for example, posterior end of the turbinate)
- Turbinate cauterization



461010



461010

STAMMBERGER **Bipolar Suction Forceps**, 15° upturned, with suction channel, for bipolar coagulation in paranasal areas, working length 12.5 cm, for use with Bipolar High Frequency Cords 847002 E or 847002 A/M/V/U



461015



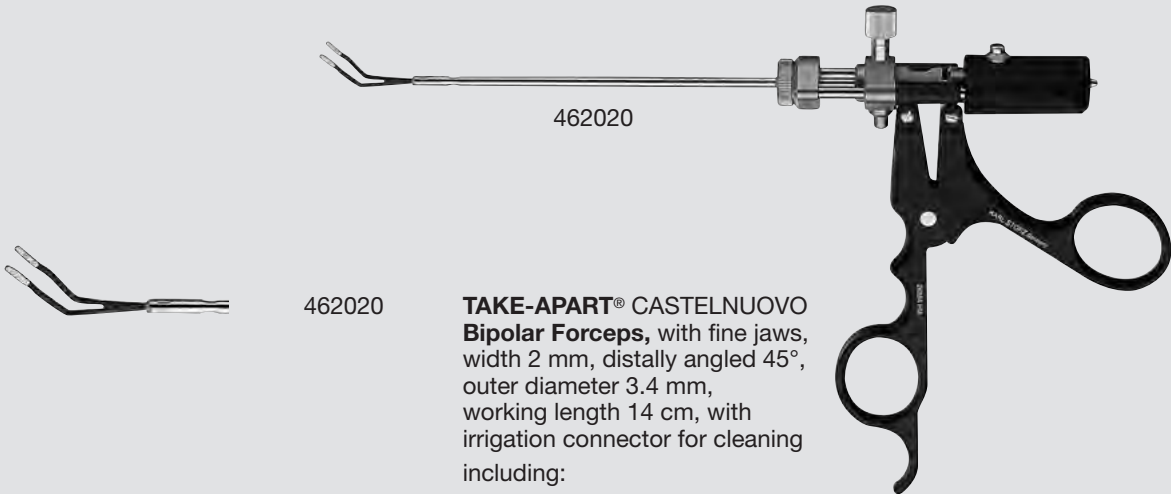
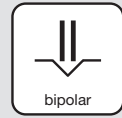
461015

STAMMBERGER **Bipolar Suction Forceps**, 45° upturned, with suction channel, for bipolar coagulation in paranasal areas, working length 12.5 cm, for use with Bipolar High Frequency Cords 847002 E or 847002 A/M/V/U

Bipolar High Frequency Cords see page 418

TAKE-APART® Bipolar Forceps ^{NEW}

For use with Bipolar High Frequency Cords 26176 LE/LM/L/LA/LV



462020



462020

TAKE-APART® CASTELNUOVO Bipolar Forceps, with fine jaws, width 2 mm, distally angled 45°, outer diameter 3.4 mm, working length 14 cm, with irrigation connector for cleaning including:

- Bipolar Ring Handle**
- Outer Sheath**
- Inner Sheath**
- Forceps Insert**



462023



462023

TAKE-APART® Bipolar Forceps, with fine, short jaws, width 2 mm, distally angled 45°, outer diameter 3.4 mm, working length 14 cm, with irrigation connector for cleaning including:

- Bipolar Ring Handle**
- Outer Sheath**
- Inner Sheath**
- Forceps Insert**

Components/Spare Parts see chapter 16

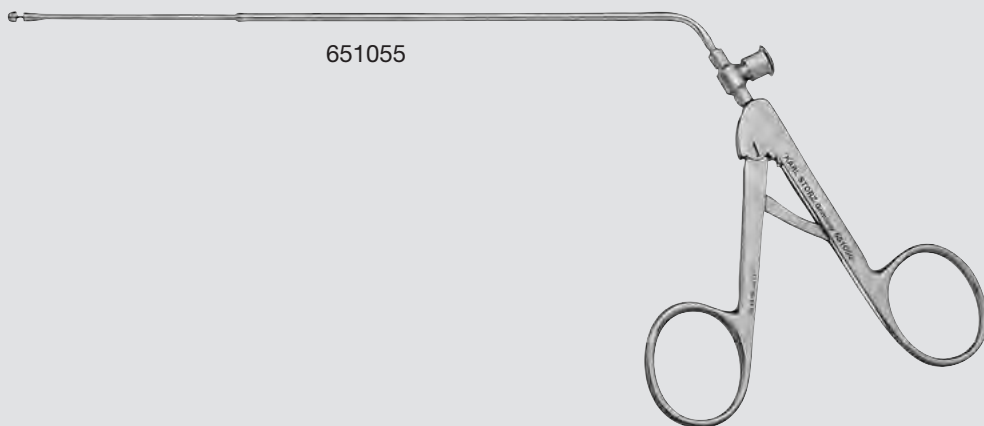
FESS Instruments

for Endoscopic Diagnosis, Surgery and Postoperative Treatment
of Nasal Sinuses and Anterior Skull Base

STAMMBERGER Circular Cutting Punches

Special Features:

- Unique design
 - For enlarging openings in the sphenoid frontal wall
 - Circular cutting punch mechanism allows cutting in a full circle of 360° without rotating the instrument as required with a conventional punch forceps
 - No interference with other instruments simultaneously used in the nose (e. g. endoscope, suction tube)
 - Available in 2 sizes: diameter 3.5 and 4.5 mm, punch head 4-fold LASER-welded
 - With cleaning connector
- Multipurpose use:
 - In addition to abrading procedures applied to the sphenoid frontal wall, bony ethmoid septa, pieces of nasal concha and other thin bony bridges can also be cut away
 - Extremely useful for treatment of choanal atresia
 - Blunt punching head reduces injuries
 - If used correctly by punching exclusively in the sagittal axis, traumata of vital structures, e. g. cranium, arteria carotis and optic nerve osseous canal are virtually impossible



651055

STAMMBERGER Punch, circular cutting, for sphenoid, ethmoid and choanal atresia, diameter 3.5 mm, with cleaning connector, working length 18 cm



651050

Same, diameter 4.5 mm



651060

STAMMBERGER Punch, circular cutting, 65° upturned, for frontal sinus recess, diameter 3.5 mm, with cleaning connector, working length 17 cm



651065

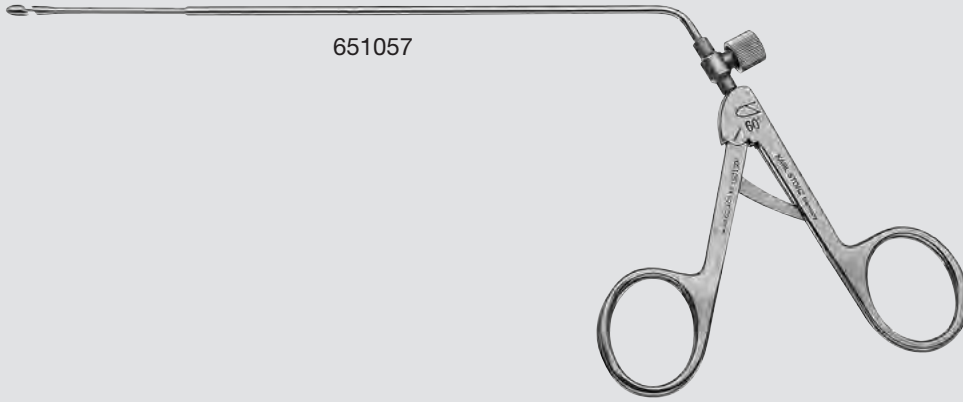
Same, diameter 4.5 mm

FESS Instruments

for Endoscopic Diagnosis, Surgery and Postoperative Treatment
of Nasal Sinuses and Anterior Skull Base

STAMMBERGER Punches

Egg-shaped tip, for opening the ethmoid cells and the sphenoid sinus



651057

STAMMBERGER **Punch**, egg-shaped tip, circular cut, 60° cutting direction from distal above to proximal below, tip diameter 3.5 mm, straight sheath, for sphenoid, ethmoid and choanal atresia, with cleaning connector, working length 18 cm



651058

Same, 120° cutting direction from distal below to proximal above



651052

STAMMBERGER **Punch**, egg-shaped tip, circular cut, 60° cutting direction from distal above to proximal below, tip diameter 4.5 mm, straight sheath, for sphenoid, ethmoid and choanal atresia, with cleaning connector, working length 18 cm



651053

Same, 120° cutting direction from distal below to proximal above



651061

STAMMBERGER **Punch**, egg-shaped tip, circular cut, 90° cutting direction, tip diameter 3.5 mm, sheath 65° upturned, for frontal sinus recess, with cleaning connector, working length 17 cm



651066

Same, tip diameter 4.5 mm

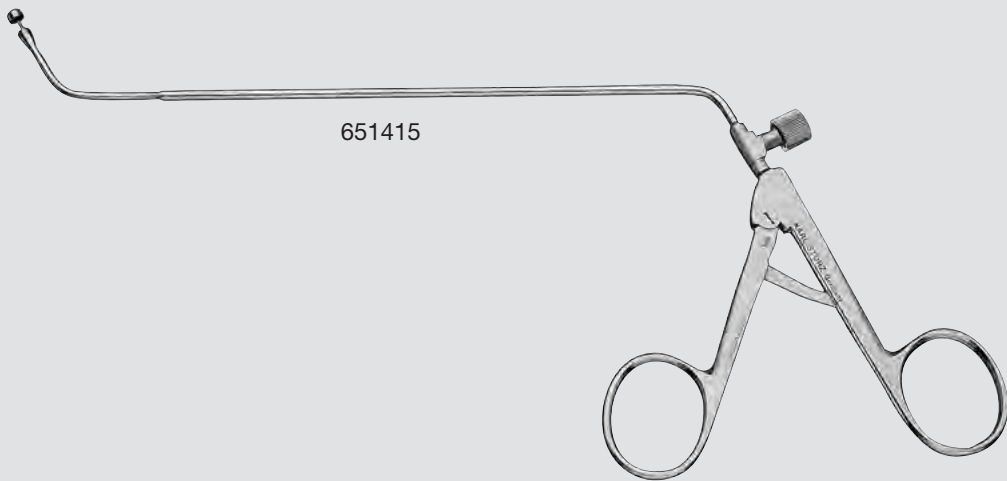
FESS Instruments

for Endoscopic Diagnosis, Surgery and Postoperative Treatment
of Nasal Sinuses and Anterior Skull Base

KAMEL Antrum Punches

Special Features:

- Middle meatal antrostomy punch
- Short tip, 30° and 45° upturned
- Punch head diameter 4.5 mm
- Circular cutting
- Working length 13 cm
- With cleaning connector



651410

KAMEL Punch, 30° upturned, punch head diameter 4.5 mm, circular cutting, with cleaning connector, working length 13 cm



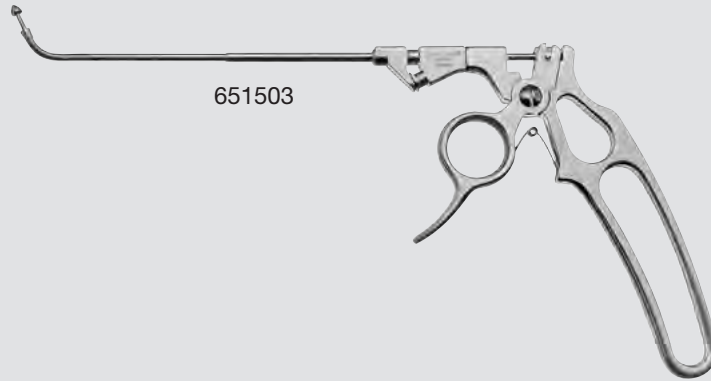
651415

Same, 45° upturned

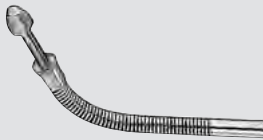
FESS Instruments

for Endoscopic Diagnosis, Surgery and Postoperative Treatment
of Nasal Sinuses and Anterior Skull Base

HOSEMANN Frontal Sinus/Recess Punches and Sphenoid Punch, with central irrigation channel



651503



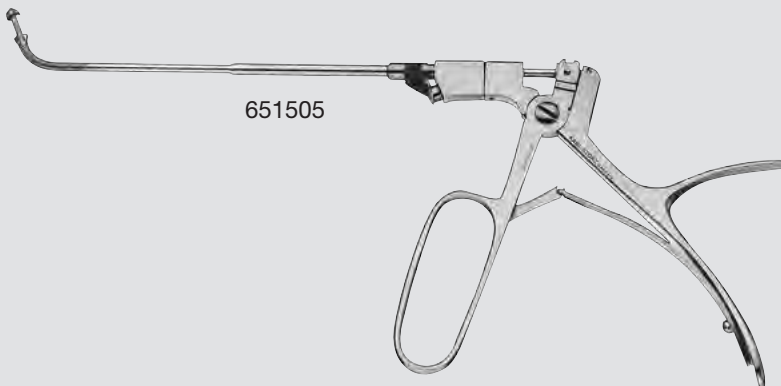
651503

HOSEMANN Frontal Sinus/Recess Punch, 70° upturned, slender model, punch head diameter 3.5 mm, not through-cutting, upper part of punch fixed, lower part of punch movable, sheath diameter 2.5 mm, central irrigation channel with concealed LUER-Lock irrigation adaptor, working length 13 cm



651504

HOSEMANN Sphenoid Punch, straight, slender model, punch head diameter 3.5 mm, not through-cutting, front part of punch fixed, rear part of punch movable, sheath diameter 2.5 mm, central irrigation channel with concealed LUER-Lock irrigation adaptor, working length 13 cm



651505



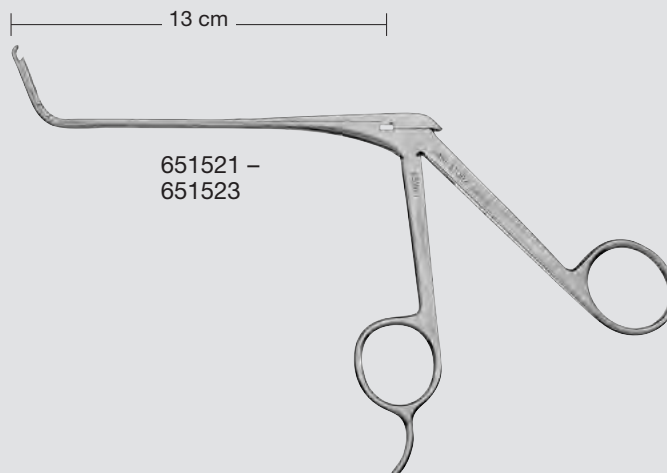
651505

HOSEMANN Frontal Sinus/Recess Punch, 70° upturned, robust model, punch head diameter 5.5 mm, not through-cutting, upper part of punch fixed, lower part of punch movable, sheath diameter 3.5 mm, central irrigation channel with concealed LUER-Lock irrigation adaptor, working length 13 cm

FESS Instruments

for Endoscopic Diagnosis, Surgery and Postoperative Treatment
of Nasal Sinuses and Anterior Skull Base

Frontal Sinus Punch with link chain sheath, backward cutting



651521

Frontal Sinus Punch, with link chain sheath 70° upturned, backward cutting, to reduce the spina nasalis superior, small, jaws 2.5 x 2 mm, working length 13 cm



651522

Same, medium (standard size), jaws 3.5 x 3 mm



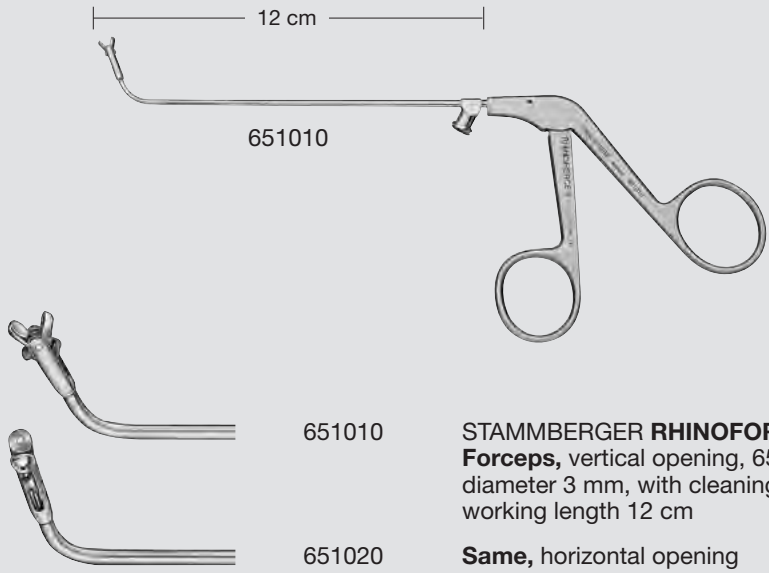
651523

Same, large, jaws 5.5 x 5 mm

FESS Instruments

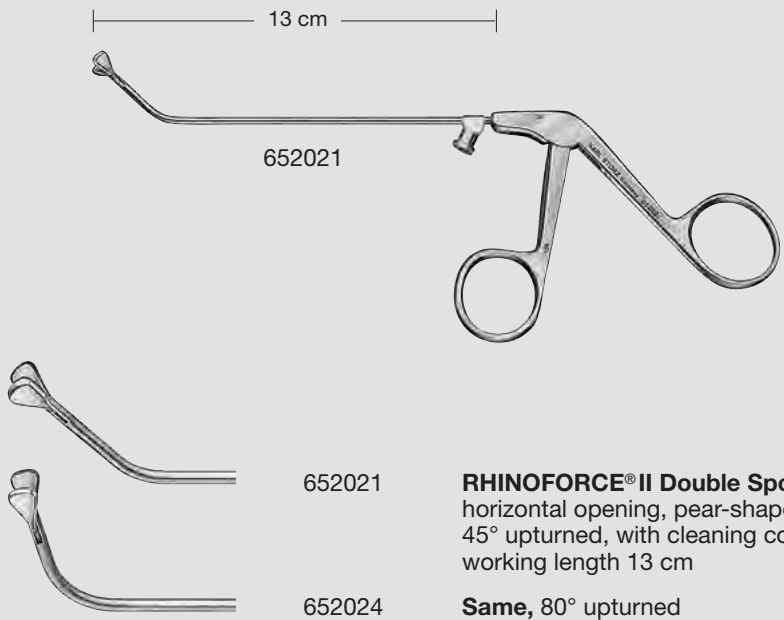
for Endoscopic Diagnosis, Surgery and Postoperative Treatment of Nasal Sinuses and Anterior Skull Base

STAMMBERGER RHINOFORCE® II Double Spoon Forceps, round and pear-shaped



STAMMBERGER RHINOFORCE® II Double Spoon Forceps, vertical opening, 65° upturned, spoon diameter 3 mm, with cleaning connector, working length 12 cm

Same, horizontal opening



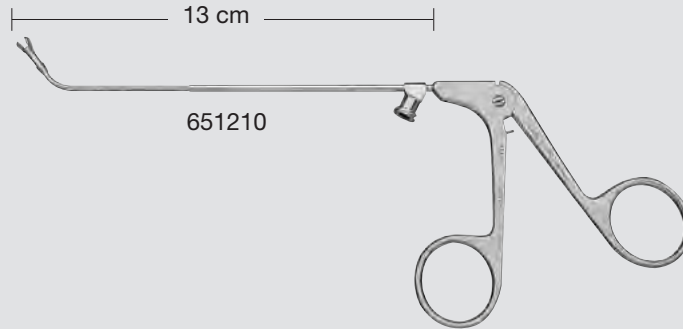
RHINOFORCE® II Double Spoon Forceps, horizontal opening, pear-shaped jaws, 45° upturned, with cleaning connector, working length 13 cm

Same, 80° upturned

FESS Instruments

for Endoscopic Diagnosis, Surgery and Postoperative Treatment
of Nasal Sinuses and Anterior Skull Base

KUHN-BOLGER Double Spoon Giraffe Forceps, cupped jaws, not through-cutting



651210

KUHN-BOLGER Double Spoon Giraffe Forceps,
55° upturned, vertical opening, spoon diameter 3 mm,
with cleaning connector, working length 13 cm



651220

Same, horizontal opening



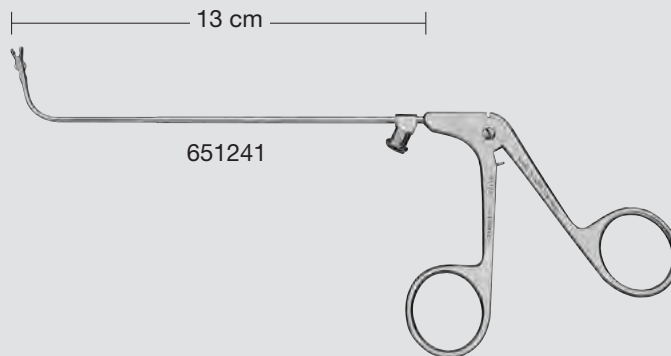
651211

KUHN-BOLGER Double Spoon Giraffe Forceps,
55° upturned, vertical opening, spoon diameter 2 mm,
with cleaning connector, working length 13 cm



651221

Same, horizontal opening



651231

KUHN-BOLGER Double Spoon Giraffe Forceps,
90° upturned, horizontal opening, spoon diameter 2 mm,
with cleaning connector, working length 13 cm



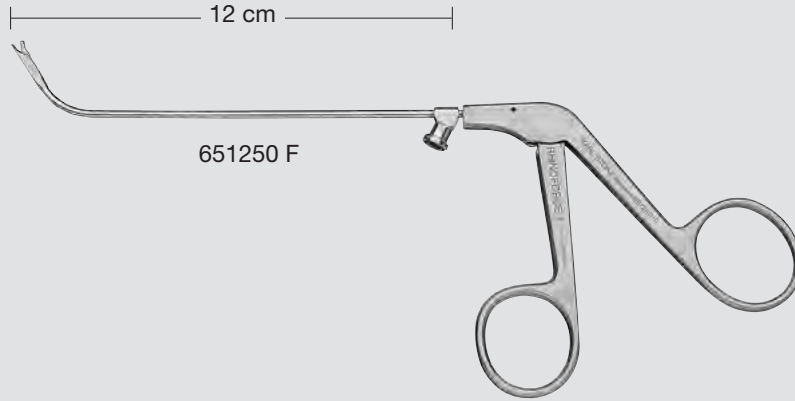
651241

Same, vertical opening

FESS Instruments

for Endoscopic Diagnosis, Surgery and Postoperative Treatment of Nasal Sinuses and Anterior Skull Base

KUHN RHINOFORCE® II Frontal Sinus Forceps, flat jaws, through-cutting, straight tip



651250 F

KUHN RHINOFORCE® II Frontal Sinus Forceps, through-cutting, with extra fine flat jaws, tissue-sparing, sheath 60° upturned, width of cut 1.5 mm, backward opening, with cleaning connector, working length 12 cm



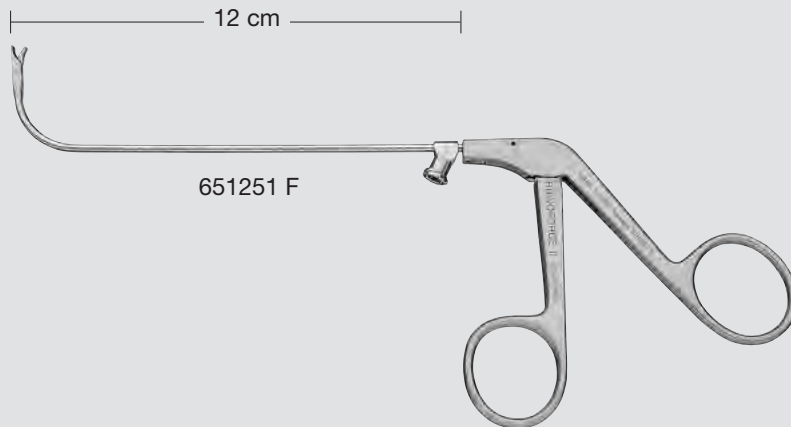
651250 FL

Same, left side opening



651250 FR

Same, right side opening



651251 F

KUHN RHINOFORCE® II Frontal Sinus Forceps, through-cutting, with extra fine flat jaws, tissue-sparing, sheath 90° upturned, width of cut 1.5 mm, backward opening, with cleaning connector, working length 12 cm



651251 FL

Same, left side opening



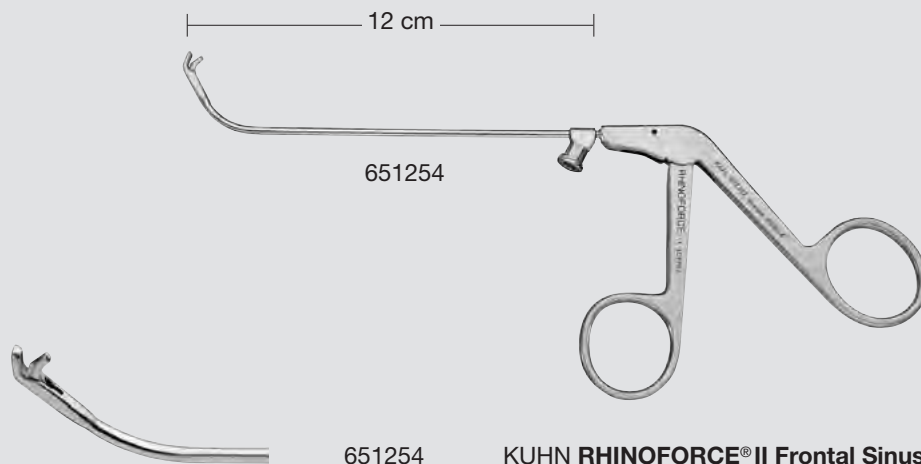
651251 FR

Same, right side opening

FESS Instruments

for Endoscopic Diagnosis, Surgery and Postoperative Treatment
of Nasal Sinuses and Anterior Skull Base

RHINOFORCE® II KUHN Frontal Sinus Forceps, flat jaws, through-cutting

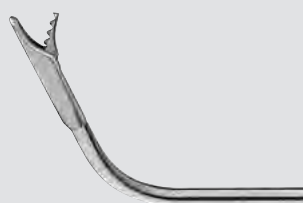
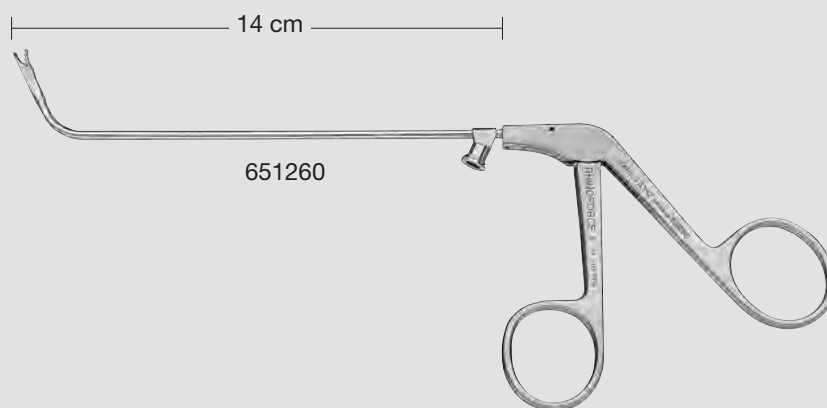


KUHN **RHINOFORCE® II** Frontal Sinus Forceps, through-cutting, jaws angled 45°, extra fine flat jaws, tissue-sparing, sheath 60° upturned, width of cut 1.5 mm, backward opening, with cleaning connector, working length 12 cm

FESS Instruments

for Endoscopic Diagnosis, Surgery and Postoperative Treatment
of Nasal Sinuses and Anterior Skull Base

NICOLAI RHINOFORCE® II Frontal Sinus Forceps, through-cutting



651260 **NICOLAI RHINOFORCE® II Frontal Sinus Forceps**,
through-cutting, 65° upturned, height of distal sheath
end 30 mm, width of cut 2 mm, square jaws, backward
opening, inside of movable jaw with coarse serration,
sheath diameter 3 mm, with cleaning connector,
working length 14 cm



651260 L **Same**, left side opening

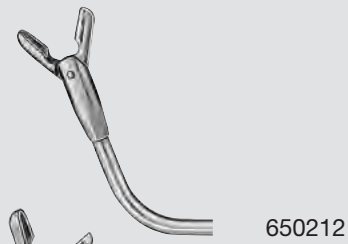
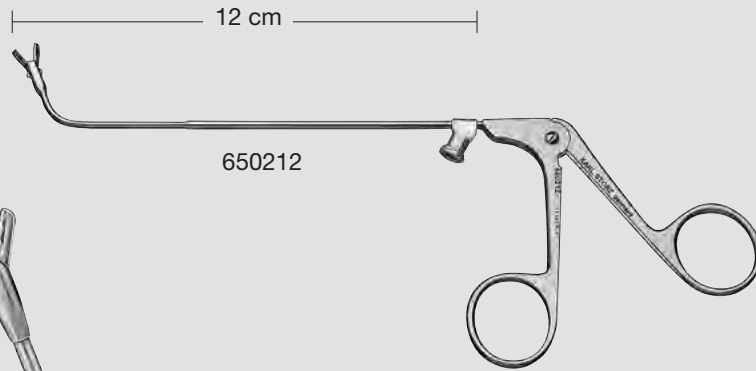


651260 R **Same**, right side opening

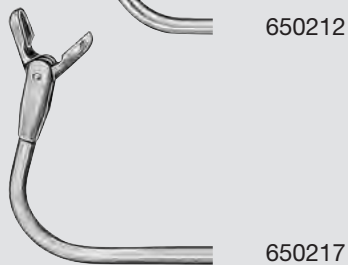
FESS Instruments

for Endoscopic Diagnosis, Surgery and Postoperative Treatment
of Nasal Sinuses and Anterior Skull Base

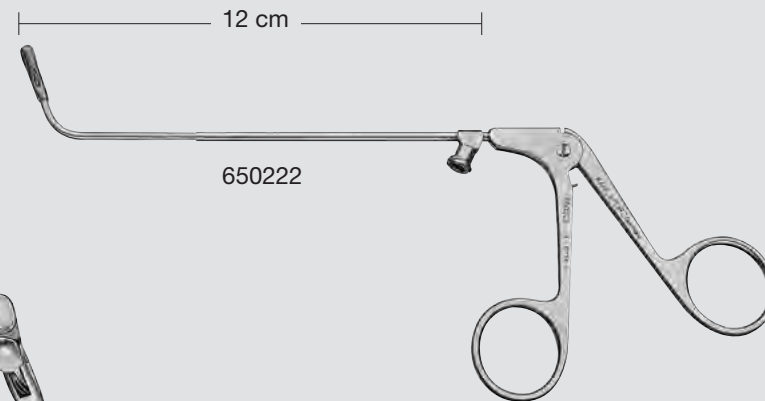
Double Spoon Forceps, cupped jaws



Double Spoon Forceps, vertical opening, 70° upturned, spoon diameter 4 mm, with cleaning connector, working length 12 cm



Same, 110° curved backwards



Double Spoon Forceps, horizontal opening, 70° upturned, spoon diameter 4 mm, with cleaning connector, working length 12 cm










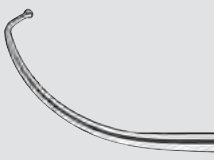





Same, 110° curved backwards

FESS Instruments

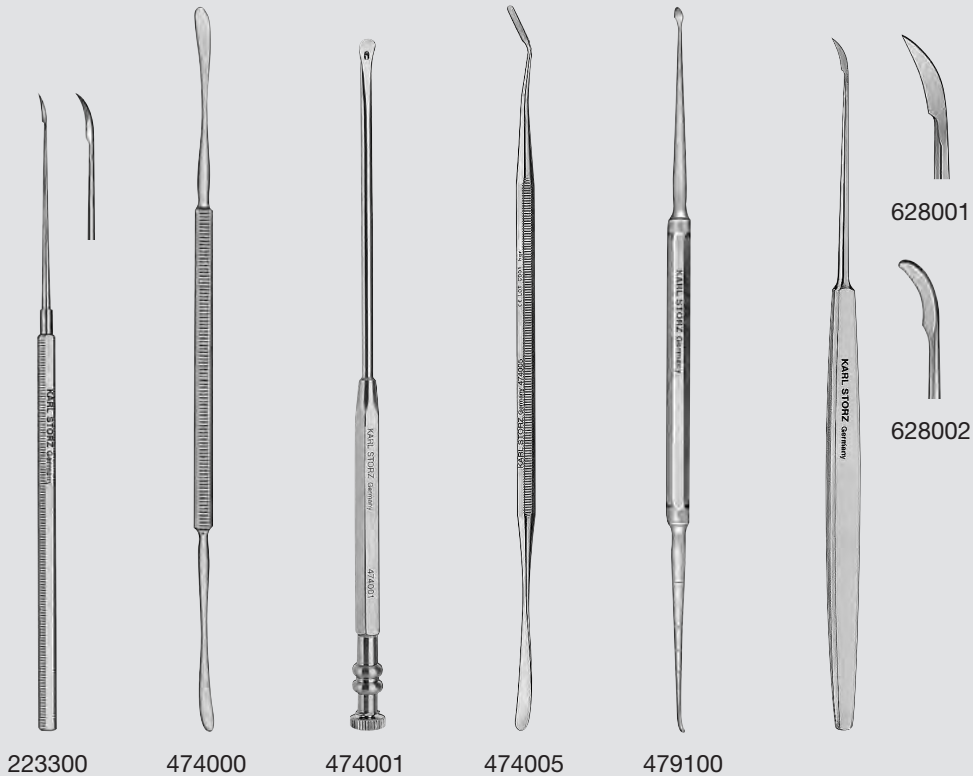
for Endoscopic Diagnosis, Surgery and Postoperative Treatment
of Nasal Sinuses and Anterior Skull Base

KUHN Frontal Sinus Seeker

| | | | |
|---|--------|---|---|
|  | 629827 | | |
|  | 629826 | KUHN Frontal Sinus Seeker , double-ended, No. 2, both sides curved 90°, one tip straight, one tip reverse angle, length 22 cm |  |
|  | 629827 | KUHN Frontal Sinus Seeker , double-ended, No. 3, one side curved 77°, other side curved 90°, both tips forward angle, length 22 cm |  |
|  | 629828 | KUHN Frontal Sinus Seeker , double-ended, No. 4, both sides curved 90°, tips angled right and left, length 22 cm |  |
|  | 629829 | KUHN Frontal Sinus Seeker , double-ended, No. 5, both sides curved 77°, tips angled right and left, length 22 cm |  |
|  | 629830 | KUHN Frontal Sinus Seeker , double-ended, No. 6, both sides curved 77°, one tip straight, other tip reverse angle, length 22 cm |  |
|  | 629835 | Seeker , double-ended, straight, malleable, one tip with ball end, other tip without ball end and blunt, length 24 cm |  |

FESS Instruments

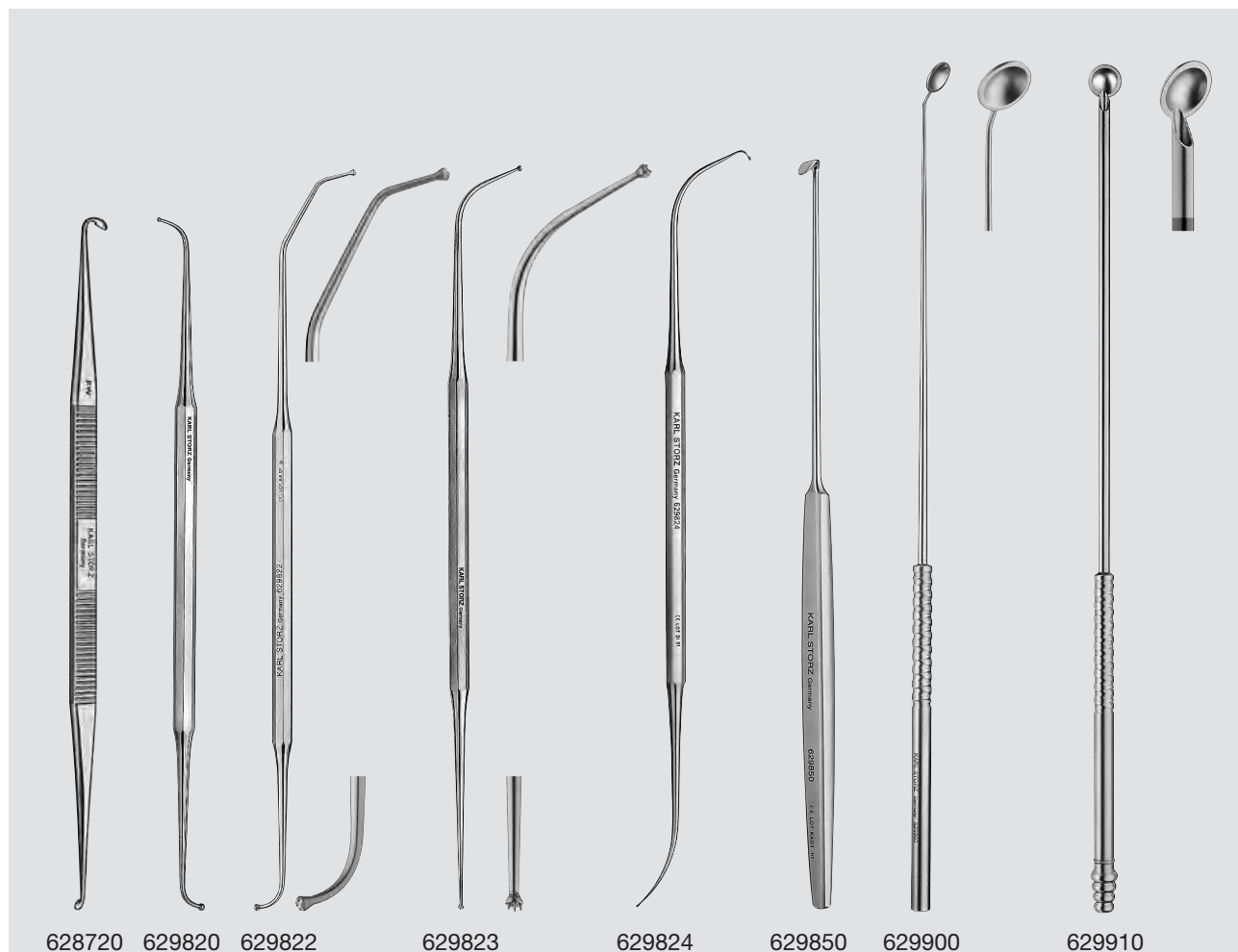
for Endoscopic Diagnosis, Surgery and Postoperative Treatment
of Nasal Sinuses and Anterior Skull Base



- 223300 PLESTER **Sickle Knife**, double-edged, standard model, slightly curved, length 16 cm
- 474000 FREER **Elevator**, double-ended, semisharp and blunt, length 20 cm
- 474001 FREER **Suction Elevator**, with stilet, length 19 cm
- 474005 FREER-JACOBS **Elevator**, double-ended, semisharp, one side slightly curved FREER elevator, width 5 mm, other side JACOBS elevator, angled 45°, width 2.5 mm, length 20 cm, for infundibulotomy
- 479100 COTTLE **Elevator**, double-ended, semisharp and blunt, graduated, length 20 cm
- 628001 **Sickle Knife**, pointed, length 19 cm
- 628002 **Sickle Knife**, round, double-cutting, length 19 cm

FESS Instruments

for Endoscopic Diagnosis, Surgery and Postoperative Treatment
of Nasal Sinuses and Anterior Skull Base



- 628720 **Curette**, double-ended, oval, one side short curved 45°, semisharp, diameter 2.2 mm, other side long curved 90°, sharp, diameter 2.7 mm, length 19 cm
- 629820 **Probe**, double-ended, maxillary sinus ostium seeker, ball-shaped ends diameter 1.2 and 2 mm, length 19 cm
- 629822 **CASTELNUOVO Positioning Instrument**, double-ended, curved 80°/double curved, with 4 spikes, length 22 cm
- 629823 **CASTELNUOVO Positioning Instrument**, double-ended, straight/curved 60°, with 4 spikes, length 22 cm
- 629824 **CASTELNUOVO Frontal Sinus Probe**, double-ended, curved, length 22 cm
- NEW** 629850 **MLADINA Elevator**, curved backwards 40°, 6 x 6 mm, for atraumatic retrograde elevation, length 21 cm
- 629900 **STAMMBERGER Plate Elevator**, closed blade diameter 10 mm, tip angled 30°, with round handle, length 25 cm
- 629910 **Same**, with suction channel, LUER

FESS Instruments

for Endoscopic Diagnosis, Surgery and Postoperative Treatment
of Nasal Sinuses and Anterior Skull Base



- | | |
|--------|---|
| 628601 | Antrum Curette , oval, size 1, length 19 cm |
| 628602 | Same , size 2 |
| 628603 | Same , size 3 |
| 628701 | Antrum Curette , round, length 19 cm |
| 628702 | Same , oblong, small |
| 628703 | Same , oblong, large |
| 628712 | KUHN-BOLGER Frontal Sinus Curette , 55° curved, oval, forward cutting, length 19 cm |
| 628714 | Same , 90° curved |
| 628715 | KUHN-BOLGER Frontal Sinus Curette , elongated 90° curve, oblong, small, length 19 cm |
| 629703 | Antrum Curette , forward cutting, small, length 19 cm |
| 629704 | Same , backward cutting |

FESS Instruments

for Endoscopic Diagnosis, Surgery and Postoperative Treatment
of Nasal Sinuses and Anterior Skull Base



- 223530 BEHRBOHM **Dissector**, for dissection in the region of the paranasal sinuses, skull base and petrous bone, sharp, long flat spatula, tip angled 15°, with round handle, size 2 mm, length 17 cm
- 223535 **Same**, slightly curved spatula, straight, size 3 mm
- 223540 **Same**, round spatula, tip angled 45°, size 3 mm

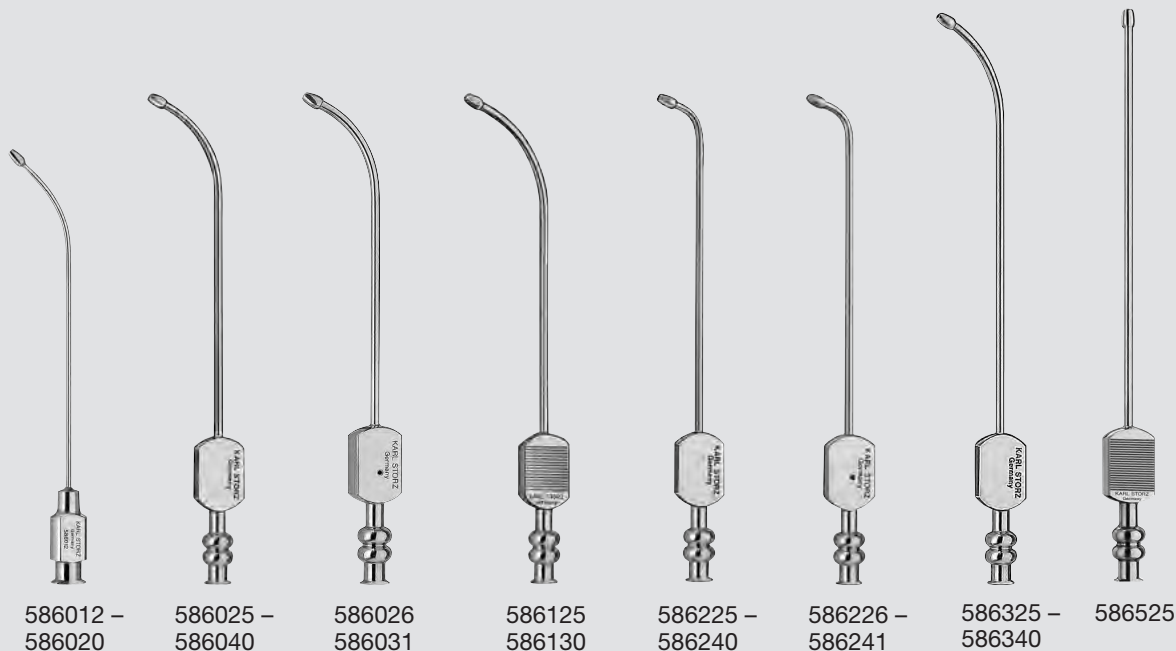
- NEW** 223532 BEHRBOHM **Dissector**, for dissection in the region of the paranasal sinuses, skull base and petrous bone, curved, sharp, flat long spatula, tip angled 15°, with round handle, size 2 mm, length 17 cm
- NEW** 223537 **Same**, slightly curved spatula, size 3 mm
- NEW** 223542 **Same**, round spatula, tip angled 45°, size 3 mm

- NEW** 223533 BEHRBOHM **Snake Dissector**, specially for dissection in the region of the frontal sinuses, long curved, sharp, long flat spatula, tip angled 15°, with round handle, size 2 mm, length 18 cm
- NEW** 223538 **Same**, slightly curved spatula, size 3 mm
- NEW** 223543 **Same**, round spatula, tip angled 45°, size 3 mm

- NEW** 529505 BEHRBOHM **Bullotome**, suction tube with conical tip, sharp, with cut-off hole and mandrel, angular, outer diameter 5 Fr., working length 10 cm, total length 17.5 cm
- NEW** 529507 **Same**, outer diameter 7 Fr.
- NEW** 529509 **Same**, outer diameter 9 Fr.

FESS Instruments


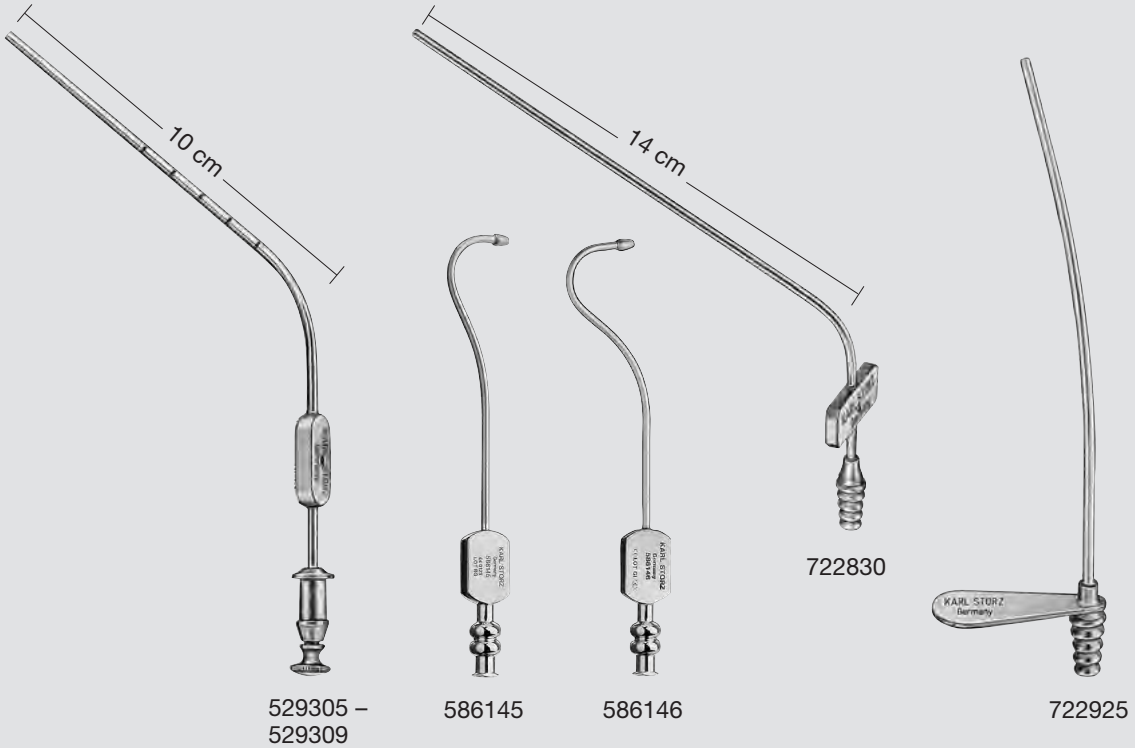
for Endoscopic Diagnosis, Surgery and Postoperative Treatment
of Nasal Sinuses and Anterior Skull Base



| | | | |
|--------|---|--------|---|
| 586012 | Antrum Cannula , LUER-Lock, long curved, with olive, without grip plate, outer diameter 1.2 mm, length 9 cm | 586225 | v. EICKEN Antrum Cannula , LUER-Lock, short curved, outer diameter 2.5 mm, length 12.5 cm |
| 586015 | Same , with olive diameter 2.7 mm, outer diameter 1.5 mm | 586230 | Same , outer diameter 3 mm |
| 586020 | Same , outer diameter 2 mm | 586240 | Same , outer diameter 4 mm |
| 586025 | v. EICKEN Antrum Cannula , LUER-Lock, long curved, outer diameter 2.5 mm, length 12.5 cm | 586226 | v. EICKEN Antrum Cannula , LUER-Lock, with cut-off hole, short curved, outer diameter 2.5 mm, length 12.5 cm |
| 586030 | Same , outer diameter 3 mm | 586231 | Same , outer diameter 3 mm |
| 586040 | Same , outer diameter 4 mm | 586241 | Same , outer diameter 4 mm |
| 586026 | v. EICKEN Antrum Cannula , LUER-Lock, with cut-off hole, long curved, outer diameter 2.5 mm, length 12.5 cm | 586325 | v. EICKEN Antrum Cannula , LUER-Lock, long curved, outer diameter 2.5 mm, length 15 cm |
| 586031 | Same , outer diameter 3 mm | 586330 | Same , outer diameter 3 mm |
| | | 586340 | Same , outer diameter 4 mm |
| 586125 | v. EICKEN Antrum Cannula , LUER-Lock, long curved, malleable, serrated grip plate, outer diameter 2.5 mm, length 12.5 cm | 586525 | Antrum Cannula , LUER-Lock, straight, malleable, with serrated grip plate, outer diameter 2.5 mm, working length 15 cm |
| 586130 | Same , outer diameter 3 mm | | |

FESS Instruments

for Endoscopic Diagnosis, Surgery and Postoperative Treatment of Nasal Sinuses and Anterior Skull Base



- 529305 **FRAZIER Suction Tube**, with mandrel and cut-off hole, with distance marking at 5 – 9 cm, 5 Fr., working length 10 cm
- 529307 **Same**, 7 Fr.
- 529309 **Same**, 9 Fr.
- 586145 v. **EICKEN-CASTELNUOVO Antrum Cannula**, LUER-Lock, S-shaped slightly curved, malleable, serrated grip plate, outer diameter 2.5 mm, length 12.5 cm
- 586146 **Same**, strongly curved
- 722830 **Suction Tube**, angular, with grip plate and cut-off hole, LUER, outer diameter 3 mm, working length 14 cm
- 722925 **Suction Tube**, conical, malleable, with finger grip plate, LUER-Lock, outer diameter 2.5 mm, working length 13 cm
- 810506 **Septum Needle**, angular, LUER-Lock
- 843219 **Bipolar Coagulation Forceps**, insulated, angular, blunt, with integrated suction channel for epistaxis, with cut-off hole, length 19 cm

FESS Instruments

for Endoscopic Diagnosis, Surgery and Postoperative Treatment
of Nasal Sinuses and Anterior Skull Base



403240 –
403290



404455 –
404490



404555 –
404590

403240 **KILLIAN-STRUYCKEN**
Nasal Speculum, with set rack,
blade length 40 mm, length 15 cm

403255 **Same**, blade length 55 mm

403265 **Same**, blade length 65 mm

403275 **Same**, blade length 75 mm

403290 **Same**, blade length 90 mm

404455 **RUDERT Nasal Speculum**, for adults,
with set screw and adaptation for
Flexible Tension Arm 723018, left blade
length 55 mm, right blade shortened
with 3 mandrels, length 15 cm

404465 **Same**, left blade length 65 mm

404475 **Same**, left blade length 75 mm

404490 **Same**, left blade length 90 mm

404555 **RUDERT Nasal Speculum**, for adults,
with set screw and adaptation for
Flexible Tension Arm 723018,
right blade length 55 mm, left blade
shortened with 3 mandrels, length 15 cm

404565 **Same**, right blade length 65 mm

404575 **Same**, right blade length 75 mm

404590 **Same**, right blade length 90 mm

FESS Instruments

for Endoscopic Diagnosis, Surgery and Postoperative Treatment
of Nasal Sinuses and Anterior Skull Base

STORZ
KARL STORZ — ENDOSKOPE



For use with Nasal Specula 404455 – 404475, 404555 – 405575

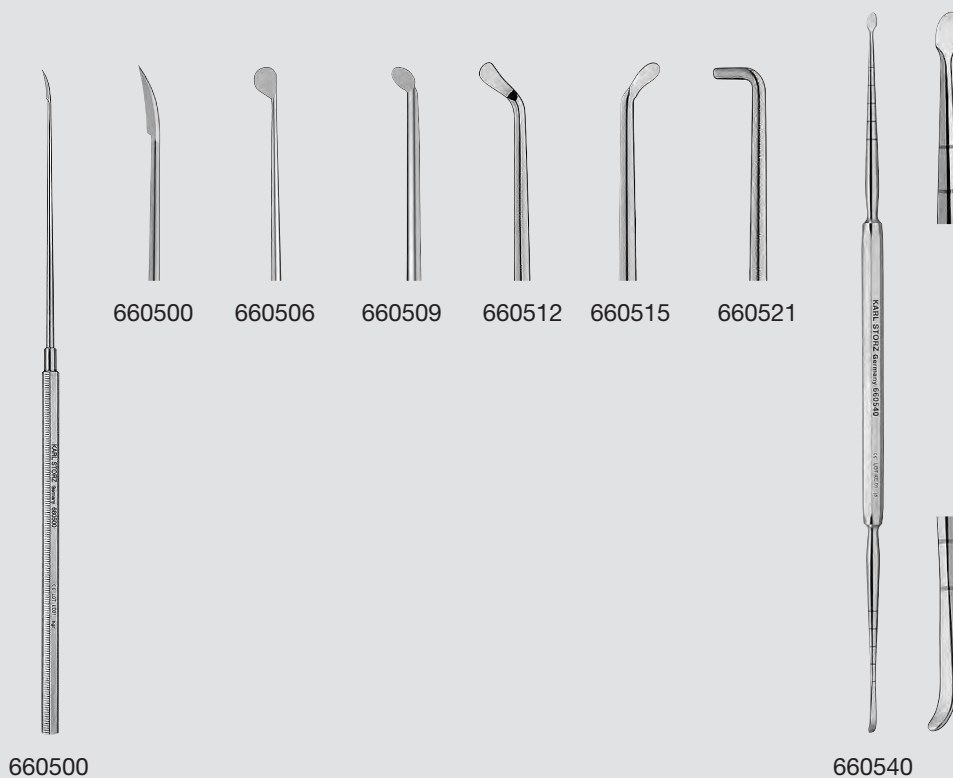
- 723017 **Rotating Clamp**, with holding rod for Flexible Tension Arms 723018 and 28162 FB, attachable to the operating table's sliding rail
- 723018 **Flexible Tension Arm**, length 50 cm
- 723020 **Connector**, for Flexible Tension Arm 723018, attachable to rods up to diameter 16 mm

The tension arm can also be attached to an anesthesia frame using the connector in place of the holding rod.

Components/Spare Parts see chapter 16

Instruments for Endonasal Dacryocystorhinostomy

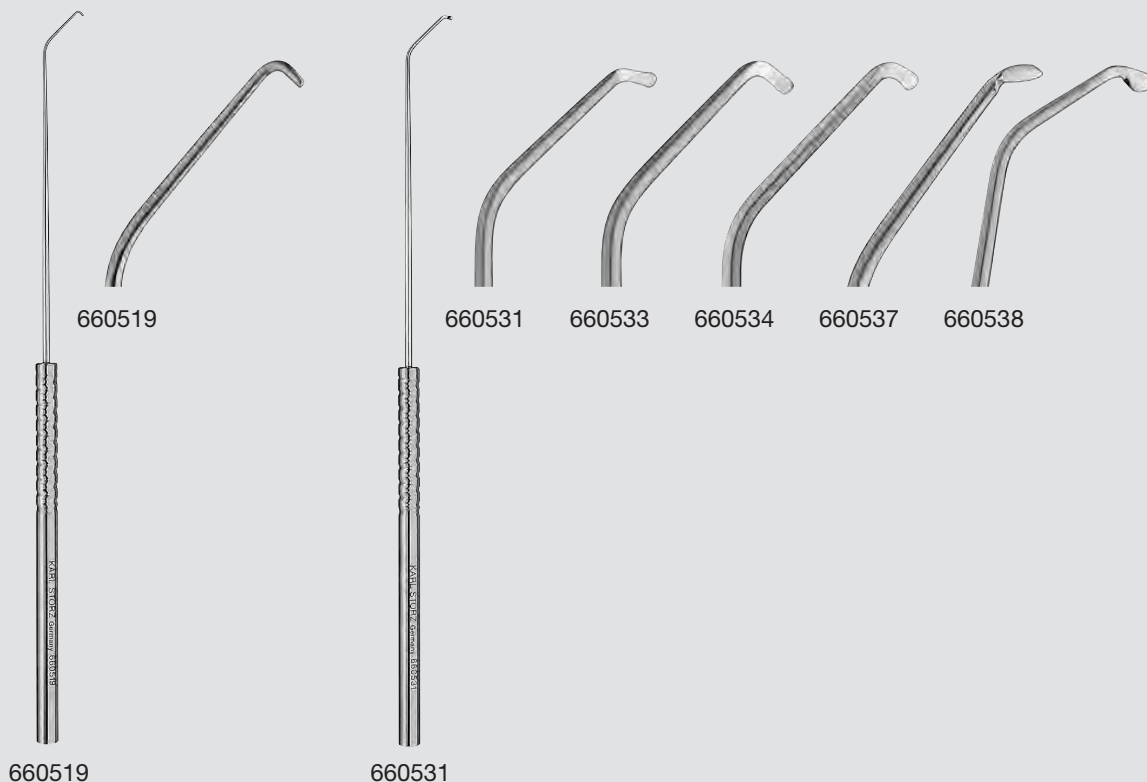
Set recommended by Prof. MESSERKLINGER and Prof. STAMMBERGER



- 660500 **Sickle Knife**, slightly curved, pointed, length 18 cm
- 660506 **Round Knife**, vertical cutting, 3.5 x 2.5 mm, length 18 cm
- 660509 **Round Knife**, angled 45°, diameter 2 mm, length 18 cm
- 660512 **Elevator**, sharp, curved to right, length 18 cm
- 660515 **Elevator**, sharp, curved to left, length 18 cm
- 660521 **Hook**, 90°, blunt, length 18 cm
- 660540 **Elevator**, double-ended, blunt, graduated, length 20 cm

Instruments for Endonasal Dacryocystorhinostomy ^{NEW}

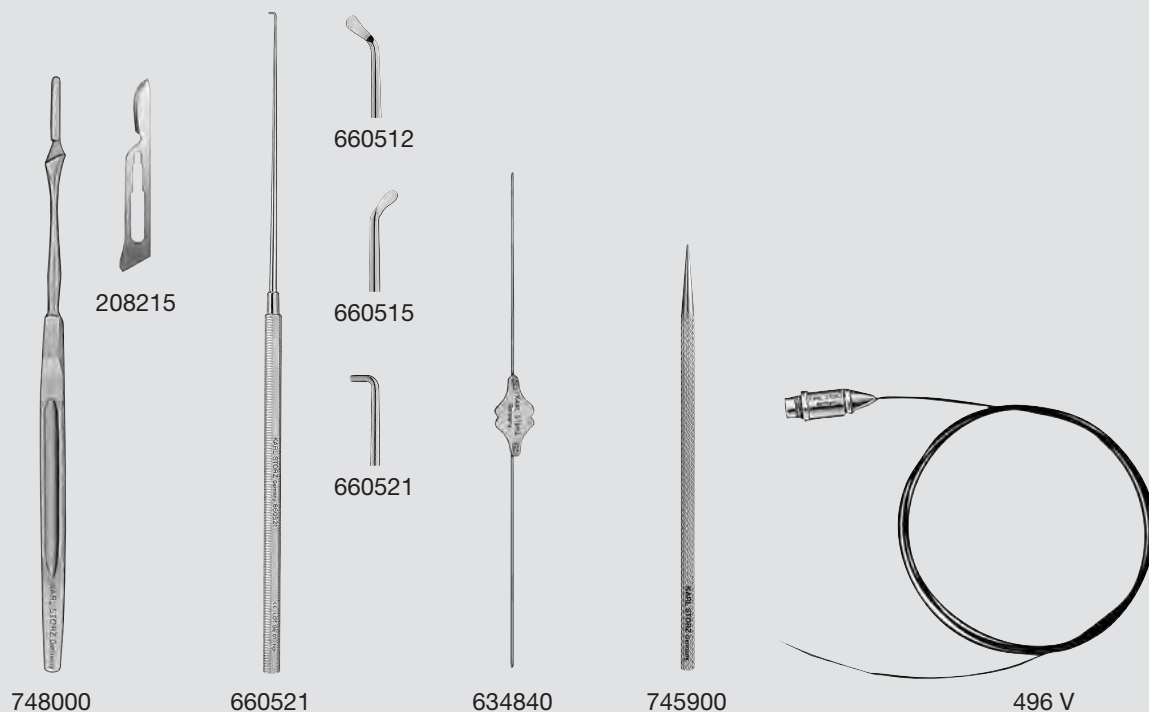
Set recommended by Prof. CASTELNUOVO



- 660519 CASTELNUOVO **Palpation Probe**, 90°, double curved, length 19.5 cm
- 660531 CASTELNUOVO **Dissector**, 90°, right, double curved, length 19.5 cm
- 660533 CASTELNUOVO **Dissector**, 45°, right, double curved, length 19.5 cm
- 660534 CASTELNUOVO **Dissector**, 45°, left, double curved, length 19.5 cm
- 660537 CASTELNUOVO **Round Knife**, 45°, horizontal, diameter 2 mm, double curved, length 19.5 cm
- 660538 CASTELNUOVO **Round Knife**, 45°, vertical, diameter 2 mm, double curved, length 19.5 cm

Instruments for Endonasal Dacryocystorhinostomy

Set recommended by Prof. CASTELNUOVO



- 748000 **Surgical Handle**, Fig. 7, length 16.5 cm, for Blades 208010 – 15, 208210 – 15
- 208215 **Blade**, Fig. 15, sterile, package of 100
- 660521 **Hook**, 90°, blunt, length 18 cm
- 660512 **Elevator**, sharp, curved to right, length 18 cm
- 660515 **Elevator**, sharp, curved to left, length 18 cm
- 634840 BOWMAN **Lachrymal Probe**, length 13 cm including:
 Probe, size 0000 – 000
 Probe, size 00 – 0
 Probe, size 1 – 2
- 745900 WILDER **Dilator**, for salivary duct, length 11 cm
- 496 V **Lachrymal Probe**, for diaphanoscopic localization of the nasolacrimal ducts and fistulae, diameter of distal tip 0.5 mm, sterile, for single use, for use with Fiber Optic Light Cable 495 NL, package of 3

8-11

Components/Spare Parts see chapter 16

Probe for Diaphanoscopic Localization of the Nasolacrimal Ducts

Dacryocystorhinostomy acc. to SIEGERT/WEERDA

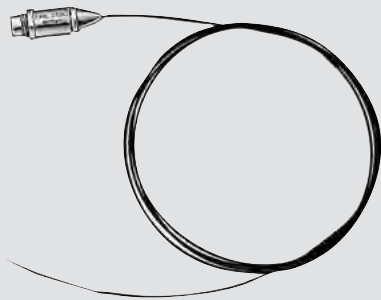
The obstructed nasolacrimal ducts have to be represented intraoperatively for dacryocystorhinostomy. However, intraoperative endonasal localization of the pathologically changed ducts may prove difficult, due to the considerable anatomical variations from one patient to the next. The instruments for representation of the nasolacrimal duct comprise a light source, a light guide and a special optical probe with a distal diameter of 0.5 mm.

For endonasal dacryocystorhinostomy, the sterile distal end of the optical probe is introduced into the lacrimal sac, or up to the point of the blockage, through the upper or lower lacrimal point. The spot of light

visible at the end of the light guide “marks” the nasal end of the clear lacrimal duct. It is advisable to briefly turn down the external lights in the operating room at first in order to locate the nasolacrimal duct while the lacrimal sac is still covered by considerable tissue.

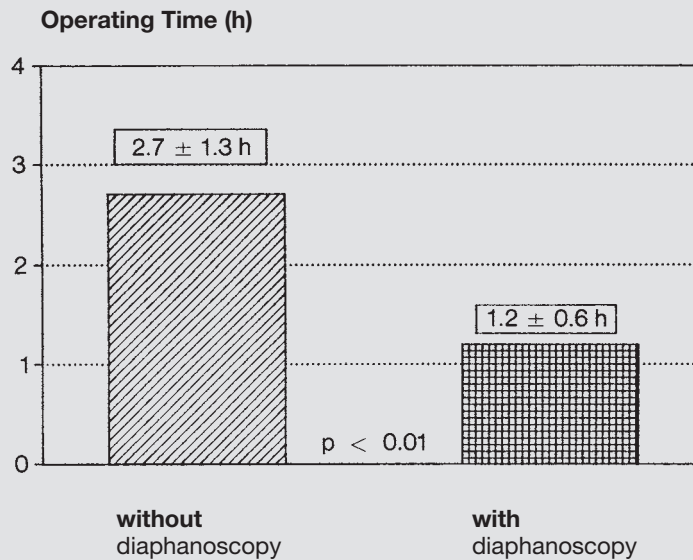
A study on such operations has shown that the times required for surgery can be significantly reduced by around 50% with the aid of diaphanoscopic localization.

On the whole, this is a simple, practical and useful complementary imaging for dacryocystorhinostomy which supports rapid surgery without undue damage to the tissue.



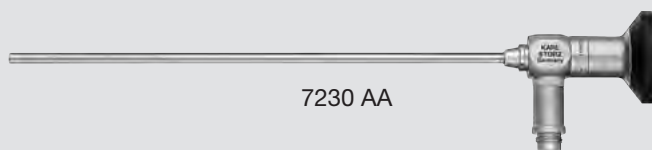
496 V

Lachrymal Probe, for diaphanoscopic localization of the nasolacrimal ducts and fistulae, diameter of distal tip 0.5 mm, sterile, for single use, for use with Fiber Optic Light Cable 495 NL, package of 3

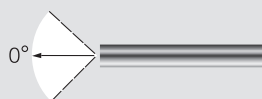


Instruments for Endonasal Dacryocystorhinostomy

Set recommended by Dr. M. YUNG



7230 AA



7230 AA

HOPKINS® II Straight Forward Telescope 0°, enlarged view, diameter 4 mm, length 18 cm, **autoclavable**, fiber optic light transmission incorporated, color code: green



7230 BA

HOPKINS® II Forward-Oblique Telescope 30°, enlarged view, diameter 4 mm, length 18 cm, **autoclavable**, fiber optic light transmission incorporated, color code: red



479100

COTTLE Elevator, double-ended, semisharp and blunt, graduated, length 20 cm

628001

Sickle Knife, pointed, length 19 cm

628702

Antrum Curette, oblong, small, length 19 cm

660506

Round Knife, vertical cutting, 3.5 x 2.5 mm, length 18 cm

660509

Round Knife, angled 45°, diameter 2 mm, length 18 cm

479100

628001

628702

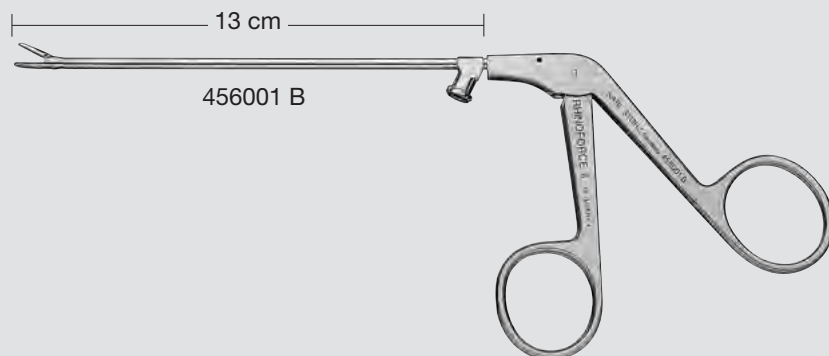
660506

660509

7-01

Instruments for Endonasal Dacryocystorhinostomy

Set recommended by Dr. M. YUNG



456001 B

BLAKESLEY RHINOFORCE® II Nasal Forceps, straight, size 1, with cleaning connector, working length 13 cm



456501 B

BLAKESLEY-WILDE RHINOFORCE® II Nasal Forceps, 45° upturned, size 1, with cleaning connector, working length 13 cm



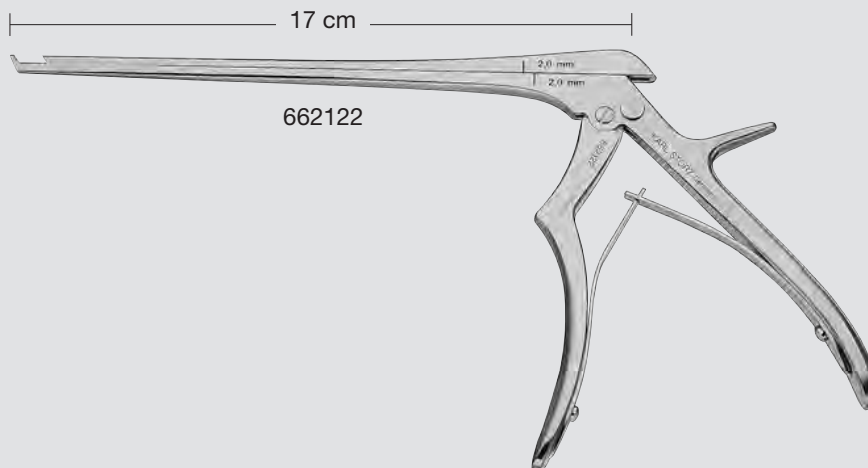
452002 B

MACKAY-GRÜNWARD RHINOFORCE® II Nasal Cutting Forceps, straight, through-cutting, extra delicate, tissue-sparing, 11.5 x 3.5 mm, size 2, with cleaning connector, working length 13 cm



451500 B

GRÜNWARD-HENKE RHINOFORCE® II Nasal Cutting Forceps, 45° upturned, through-cutting, tissue-sparing, BLAKESLEY shape, size 0, width 3 mm, with cleaning connector, working length 13 cm



662122

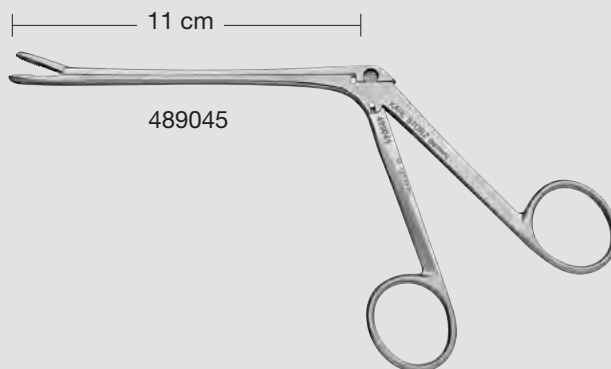


NEW 662122

KERRISON Bone Punch, detachable, rigid, upbiting 40° forward, size 2 mm, working length 17 cm

Instruments for Endonasal Dacryocystorhinostomy

Set recommended by Dr. M. YUNG

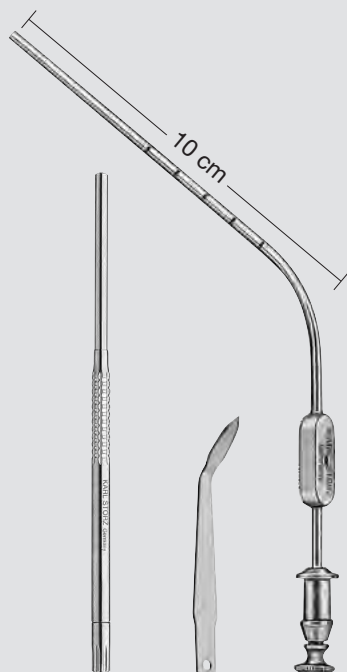


489045

FERRIS-SMITH Nasal Forceps, serrated, working length 11 cm



489045



NEW 496550

Surgical Handle, for miniature blades, round, length 16.5 cm, for Blades 496764 – 65

496770

Miniature Blade, angled 45°, pointed, sterile, width 3 mm, package of 3

529307

FRAZIER Suction Tube, with mandrel and cut-off hole, with distance marking at 5 – 9 cm, 7 Fr., working length 10 cm

634840

BOWMAN Lachrymal Probe, length 13 cm

including:

Probe, size 0000 – 000

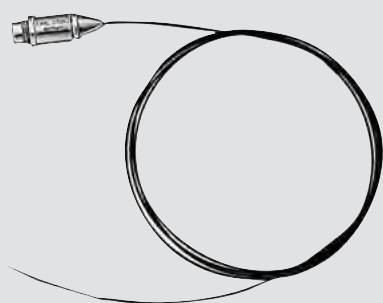
Probe, size 00 – 0

Probe, size 1 – 2

745900

WILDER Dilator, for salivary duct, length 11 cm

496550 496770 529307 634840 745900




496 V

Lachrymal Probe, for diaphanoscopic localization of the nasolacrimal ducts and fistulae, diameter of distal tip 0.5 mm, sterile, for single use, for use with Fiber Optic Light Cable 495 NL, package of 3

Components/Spare Parts see chapter 16

Additional instruments and units



7209 BA

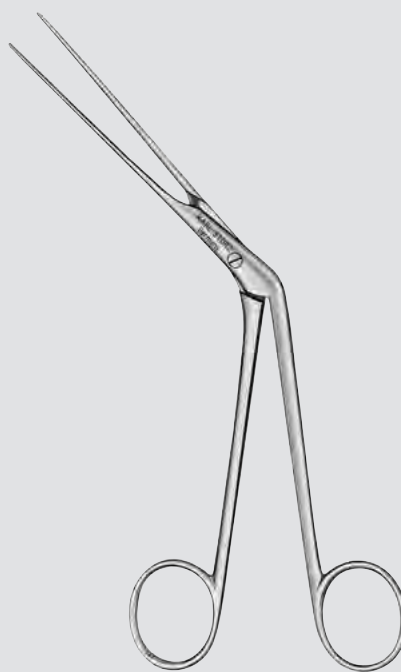


7209 BA

HOPKINS® Forward-Oblique Telescope 30°, diameter 3 mm, length 11 cm, **autoclavable**, fiber optic light transmission incorporated, color code: red



404040
404055



430300

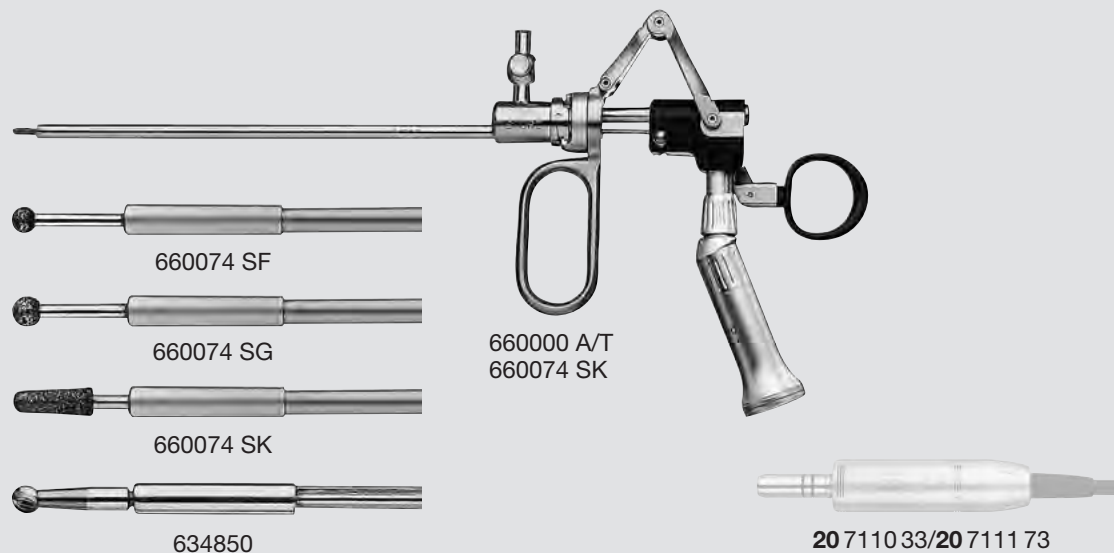
404040 **Nasal Speculum**, with fiber optic light carrier, blade length 40 mm, length 13.5 cm

404055 **Nasal Speculum**, with fiber optic light carrier, blade length 55 mm, length 13.5 cm

430300 **LUBET-BARBON Nasal Dressing Forceps**, serrated, working length 10.5 cm

Components/Spare Parts see chapter 16

Additional instruments and units




- 660000 STAMMBERGER-SACHSE **Intranasal Drill**, for decompression of the optic nerve and for fine grinding work in ethmoidal skull base area, for use with EC micro motor
including:
Double Ring Sliding Handle, for moving abrador forwards and backwards in the guiding sheath, with fixed INTRA drill handpiece
Guide Sheath, outer diameter 5 mm, with irrigation stopcock
Diamond Abrador, delicate, spherical, diameter 2.5 mm
Diamond Abrador, delicate, spherical, diameter 3 mm
Diamond Abrador, delicate, conical, from diameter 2.5 mm to diameter 3 mm
- 634850 JONES **DCR Cutting Burr**, for endonasal dacryocystorhinostomy, tungsten carbide, diameter 2.7 mm, length 22 cm, for use with Intranasal Drill 660000

For use with Motor Systems see pages 203-210
High Performance EC Micro Motor II 20711033 and Connecting Cable 20711073 see page 207
Components/Spare Parts see chapter 16

Special Features:

- Exact reproduction of the human skull
- Special material provides tactile feedback
- For beginners and advanced levels
- More accessible than human anatomical specimens
- For countries where dissection of corpses is prohibited
- All sections available separately



723128

Training Model, for endoscopy of the nose and paranasal sinuses

including:

Section Plane 1: Front Plate

Section Plane 2: Turbinate/Septum

Section Plane 3: Maxillary Sinus

Section Plane 4: Ethmoidal Cells

Section Plane 5: Sphenoidal Sinus

Base Plate

Mask

Case

Documentation Atlas

Components/Spare Parts see chapter 16

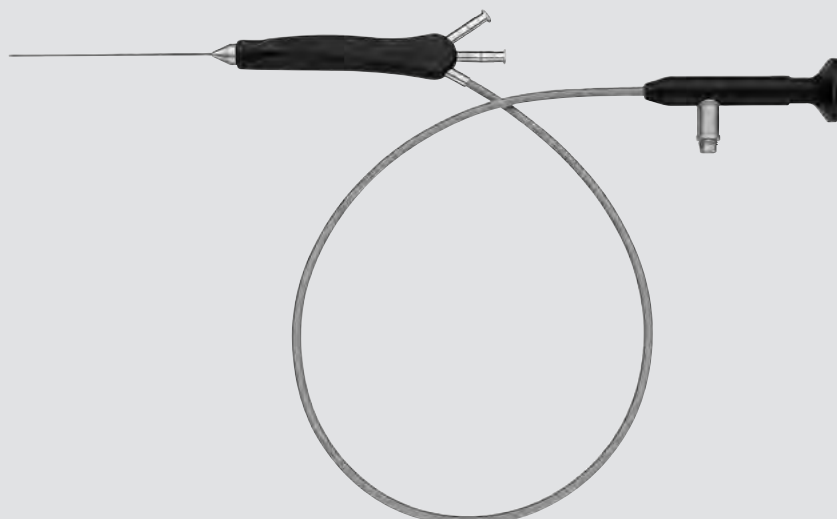


**TELESCOPES AND INSTRUMENTS
FOR SIALENDOSCOPY**

ERLANGEN Miniature Endoscopes

for Diagnostic and Therapeutic Sialendoscopy

ALL-IN-ONE Miniature Endoscopes, ERLANGEN model



11573 A

11572 A **Miniature Straight Forward Telescope 0°**, diameter 0.8 mm, working length 10 cm, NiTi, semiflexible, with scale, **autoclavable**, irrigation channel diameter 0.25 mm, length 140 cm, with remote eyepiece, fiber optic light transmission incorporated

11573 A **Miniature Straight Forward Telescope 0°**, diameter 1.1 mm, working length 10 cm, NiTi, semiflexible, with scale, **autoclavable**, working channel diameter 0.45 mm, irrigation channel diameter 0.25 mm, length 140 cm, remote eyepiece, fiber optic light transmission incorporated

for use with:

- Stone Extractor 11582 M/11573 NP
- Micro Burr 11573 MB
- Guide Wire 745725
- Laser Probe

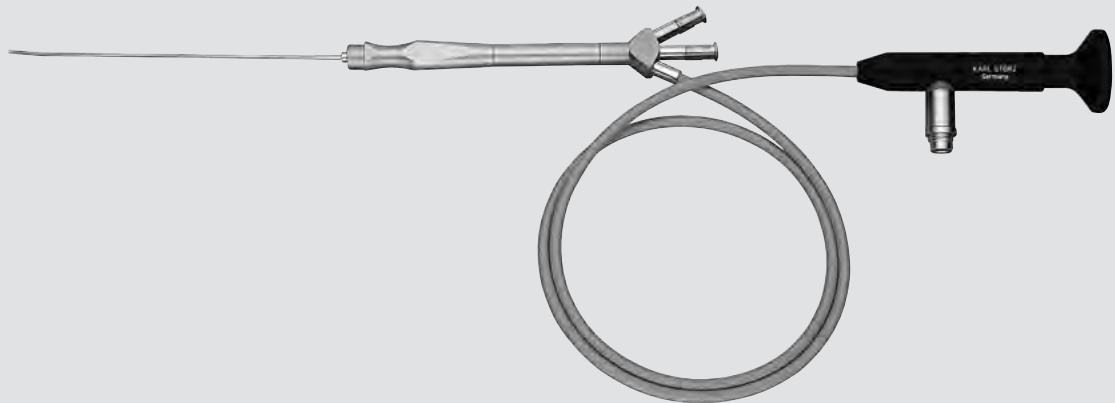
11574 A **Miniature Straight Forward Telescope 0°**, diameter 1.6 mm, working length 10 cm, NiTi, semiflexible, with scale, **autoclavable**, working channel diameter 0.85 mm, irrigation channel diameter 0.25 mm, length 140 cm, with remote eyepiece, fiber optic light transmission incorporated

for use with:

- Stone Extractor 11582 M/11573 NP
- Micro Burr 11574 MB
- Foreign Body Forceps 11574 TJ
- Biopsy Forceps 11574 ZJ
- Guide Wire 745720
- Laser Probe
- Balloon Catheter 11583 BP

Instruments, Sterilization and Storage Trays see pages 316-322

ALL-IN-ONE Miniature Endoscopes



11575 A


- 11575 A **Miniature Straight Forward Telescope 0°**, diameter 1.3 mm, working length 12 cm, semirigid, **autoclavable**, distal angle 5°, working channel diameter 0.65 mm, irrigation channel diameter 0.25 mm, length 100 cm, remote eyepiece with fiber optic light transmission incorporated, including Protective Tube 11520 P
for use with:
- Stone Extractor 11575 K/L
 - Guide Wire 745720
 - Laser Probe
- 11581 A **Miniature Straight Forward Telescope 0°**, diameter 0.89 mm, working length 12 cm, semirigid, **autoclavable**, distal angle 5°, irrigation channel 0.2 mm, length 140 cm, remote eyepiece with fiber optic light transmission incorporated, including Protective Tube 11520 P
- 11582 A **Miniature Straight Forward Telescope 0°**, diameter 1.1 mm, working length 12 cm, semirigid, **autoclavable**, distal angle 5°, working channel 0.45 mm, irrigation channel 0.2 mm, length 140 cm, remote eyepiece with fiber optic light transmission incorporated
for use with:
- Stone Extractor 11582 M/11573 NP
 - Guide Wire 745725
 - Laser Probe
- 11583 A **Miniature Straight Forward Telescope 0°**, diameter 1.6 mm, working length 12 cm, semirigid, **autoclavable**, distal angle 5°, working channel 0.8 mm, irrigation channel 0.2 mm, length 140 cm, remote eyepiece with fiber optic light transmission incorporated, including Protective Tube 11520 P
for use with:
- Stone Extractor 11575 K/L
 - Guide Wire 745720
 - Grasping Forceps 11583 TJ
 - Biopsy Forceps 11583 ZJ
 - Laser Probe
 - Balloon Catheter 11583 BP

Instruments, Sterilization and Storage Trays see pages 316-322

Miniature Endoscopes

for Diagnostic and Therapeutic Sialendoscopy

Miniature Endoscopes for Children and Adolescents Modular System



11576

11576 **Miniature Straight Forward Telescope 0°**, diameter 0.75 mm, working length 16 cm, semirigid, length 145 cm, with remote eyepiece and light connection, LUER-Lock adaptor, fiber optic light transmission incorporated, including Protective Tube 11576 P

11576 A **Miniature Straight Forward Telescope 0°**, diameter 0.75 mm, working length 16 cm, semirigid, **autoclavable**, length 145 cm, with remote eyepiece and light connection, LUER-Lock adaptor, fiber optic light transmission incorporated, including Protective Tube 11576 P

Examination Sheath



11576 KA

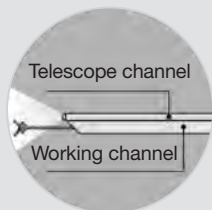
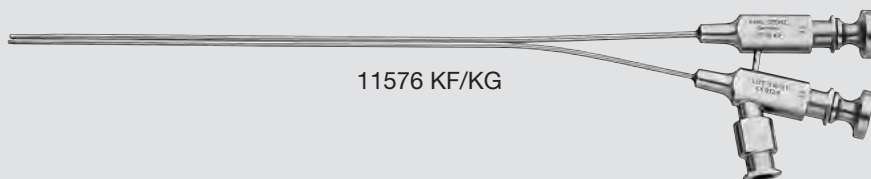
11576 KA **Examination Sheath**, diameter 1.1 mm, working length 16 cm, with blunt obturator, with lateral LUER-Lock adaptor for irrigation, for use with Miniature Straight Forward Telescope 11576 A

Miniature Endoscopes

for Diagnostic and Therapeutic Sialendoscopy

Miniature Endoscopes for Children and Adolescents Modular System

Operating Sheath

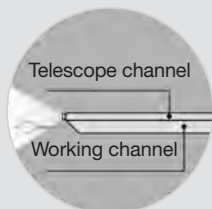


11576 KF

Operating Sheath, oval, diameter 1.1 and 1.3 mm, working length 16 cm, telescope channel diameter 0.9 mm, working channel diameter 1.15 mm, with 2 obturators, with lateral LUER-Lock adaptor for irrigation

for use with:

- Miniature Straight Forward Telescope 11576 A
- Stone Extractor 11575 K/L
- Guide Wire 745720
- Balloon Catheter 11577 BP
- Grasping Forceps 11576 TJ
- Biopsy Forceps 11576 ZJ
- Laser Probe



11576 KG

Operating Sheath, oval, diameter 1.1 and 0.8 mm, working length 16 cm, telescope channel diameter 0.9 mm, working channel diameter 0.65 mm, with 2 obturators, with lateral LUER-Lock adaptor for irrigation


for use with:

- Miniature Straight Forward Telescope 11576 A
- Stone Extractor 11575 K/L
- Guide Wire 745720
- Laser Probe

Miniature Endoscopes

for Diagnostic and Therapeutic Sialendoscopy

Miniature Endoscopes for Adults Modular System

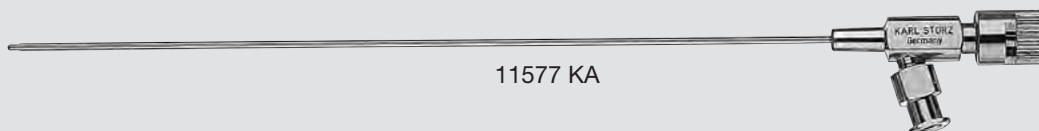


11577

11577 **Miniature Straight Forward Telescope 0°**, diameter 1 mm, working length 16 cm, semirigid, length 145 cm, with remote eyepiece and light connection, LUER-Lock adaptor, fiber optic light transmission incorporated, including Protective Tube 11576 P

11577 A **Miniature Straight Forward Telescope 0°**, diameter 1 mm, working length 16 cm, semirigid, **autoclavable**, length 145 cm, with remote eyepiece and light connection, LUER-Lock adaptor, fiber optic light transmission incorporated, including Protective Tube 11576 P

Examination Sheath

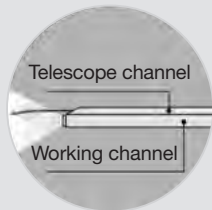


11577 KA

11577 KA **Examination Sheath**, diameter 1.3 mm, working length 16 cm, with blunt obturator, with lateral LUER-Lock adaptor for irrigation, for use with Miniature Straight Forward Telescope 11577 A

Miniature Endoscopes for Adults
Modular System

Operating Sheath

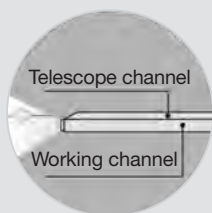


11577 KE

Operating Sheath, oval, diameter 1.3 and 1.3 mm, working length 16 cm, telescope channel diameter 1.15 mm, working channel diameter 1.15 mm, with 2 obturators, with lateral LUER-Lock adaptor for irrigation

for use with:

- Miniature Straight Forward Telescope 11577 A
- Stone Extractor 11575 K/L
- Guide Wire 745720
- Balloon Catheter 11577 BP
- Grasping Forceps 11576 TJ
- Biopsy Forceps 11576 ZJ
- Laser Probe



11577 KD

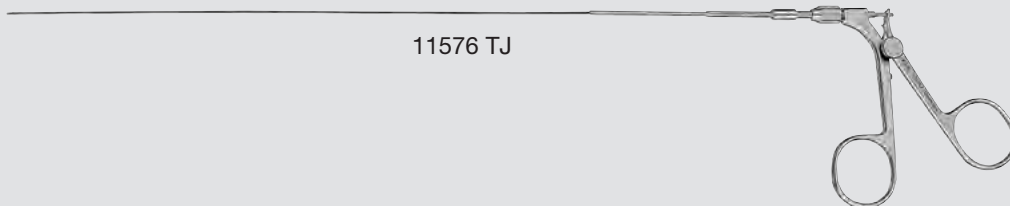
Operating Sheath, oval, diameter 1.3 and 0.8 mm, working length 16 cm, telescope channel diameter 1.15 mm, working channel diameter 0.65 mm, with 2 obturators, with lateral LUER-Lock adaptor for irrigation

for use with:

- Miniature Straight Forward Telescope 11577 A
- Stone Extractor 11575 K/L
- Guide Wire 745720
- Laser Probe

Forceps

11576 TJ



11576 TJ

Foreign Body Forceps, flexible, double action jaws, diameter 1 mm, working length 19 cm, for use with Operating Sheaths 11576 KF and 11577 KE



11576 ZJ

Biopsy Forceps, flexible, double action jaws, diameter 1 mm, working length 19 cm, for use with Operating Sheaths 11576 KF and 11577 KE



11583 TJ

Foreign Body Forceps, flexible, double action jaws, diameter 0.8 mm, working length 26.5 cm, for use with Miniature Straight Forward Telescope 11583 A



11583 ZJ

Biopsy Forceps, flexible, double action jaws, diameter 0.8 mm, working length 26.5 cm, for use with Miniature Straight Forward Telescope 11583 A

11574 TJ



11574 TJ

Foreign Body Forceps, flexible, double action jaws, diameter 0.8 mm, working length 30 cm, for use with Miniature Straight Forward Telescopes 11574 A and 11583 A



11574 ZJ

Biopsy Forceps, flexible, double action jaws, diameter 0.8 mm, working length 30 cm, for use with Miniature Straight Forward Telescopes 11574 A and 11583 A

Stone Extractors, Balloon Catheters, Guide Wires, Burrs



11575 K

Stone Extractor, diameter 0.6 mm, basket with 3 wires, sterile, for single use



11575 L

Stone Extractor, diameter 0.6 mm, basket with 6 wires, sterile, for single use



11582 M

Stone Extractor, diameter 0.4 mm, basket with 4 wires, sterile, for single use



NEW 11573 NP

Front-loading Stone Extractor, without handle, diameter 0.4 mm, length 35 cm, basket with 4 wires, sterile, for single use, package of 10



11577 BP

Balloon Catheter, diameter 0.9 mm, sterile, for single use, package of 10, for use with Operating Sheaths 11576 KF, 11577 B and 11577 KE



NEW 11583 BP

Balloon Catheter, diameter 0.7 mm, sterile, for single use, package of 10, for use with Telescopes 11574 A and 11583 A

745720

Guide Wire, diameter 0.6 mm, sterile, for single use, package of 10, for use with Bougies 745710 – 745713

745725

Guide Wire, diameter 0.4 mm, sterile, for single use, package of 10, for use with Bougies 745808 – 745713



NEW 11573 T

Stone Extractor, diameter 0.6 mm, basket with 4 wires, tipless, handle for fixation to endoscope



NEW 11573 M

Stone Extractor, diameter 0.4 mm, basket with 4 wires, handle for fixation to endoscope



NEW 11573 MB

Micro Burr for Salivary Stones, diameter 0.38 mm, for use with Telescopes 11573 A and 11582 A



NEW 11574 MB

Micro Burr for Salivary Stones, diameter 0.8 mm, for use with Telescopes 11574 A and 11583 A

Forceps and Angled Scissors



745715



745715

Dressing Forceps, angled,
length 15 cm



745716

Tissue Forceps, angled,
with 1 x 2 teeth, length 15 cm



745717

745717

Angled Scissors for Salivary Gland,
with bulb, length 14 cm

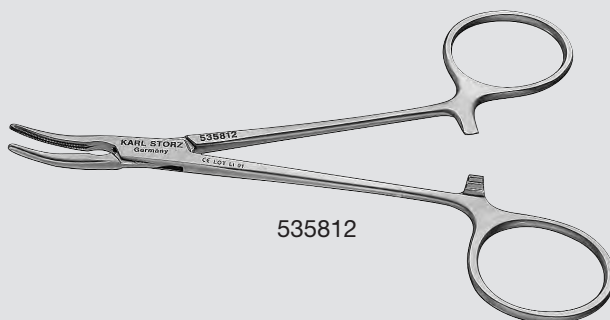
745719

METZENBAUM Scissors, for sialolithotomy,
curved, sharp/sharp, length 18 cm

Instruments

for Sialendoscopy

Artery Forceps



535812

535812

DE BAKEY "Mosquito" Artery Forceps,
atraumatic, curved, length 12 cm

Mouth Gag



58195



58194

MOLT Mouth Gag, large model,
length 14 cm

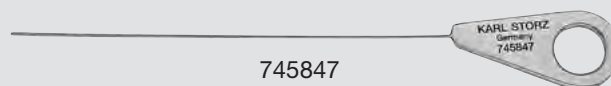


58195

DEHNHARDT Mouth Gag, length 12.5 cm

Dilation Instruments

Salivary Duct Probes



745847

| | | | |
|--------|-----------|--------|--------|
| 745847 | size 0000 | 745853 | size 3 |
| 745848 | size 000 | 745854 | size 4 |
| 745849 | size 00 | 745855 | size 5 |
| 745850 | size 0 | 745856 | size 6 |
| 745851 | size 1 | 745857 | size 7 |
| 745852 | size 2 | 745858 | size 8 |

Bougies



745710

| | |
|--------|---|
| 745708 | Bougie , diameter 1 mm, for use with Guide Wire 745725 |
| 745709 | Same , diameter 1.5 mm |
| 745710 | Bougie , diameter 2 mm, for use with Guide Wire 745720 and 745725 |
| 745711 | Same , diameter 2.5 mm |
| 745712 | Same , diameter 3 mm |
| 745713 | Same , diameter 3.5 mm |

Dilators



745910



745920




745900

| | |
|--------|--|
| 745905 | Dilator , for salivary duct (Wharton duct), very pointed |
| 745910 | Dilator , for salivary duct, length 14 cm |
| 745920 | Dilator , for salivary duct, size 1, diameter 0.5 – 0.8 mm, length 11.5 cm |
| 745921 | Same , size 2, diameter 0.7 – 1 mm |
| 745922 | Same , size 3, diameter 0.9 – 1.2 mm |
| 745923 | Same , size 4, diameter 1 – 1.6 mm |
| 745924 | Same , size 5, diameter 1.3 – 1.8 mm |
| 745900 | WILDER Dilator , for salivary duct, length 11 cm |

Accessories

Metal Trays



11580 A

11580 B

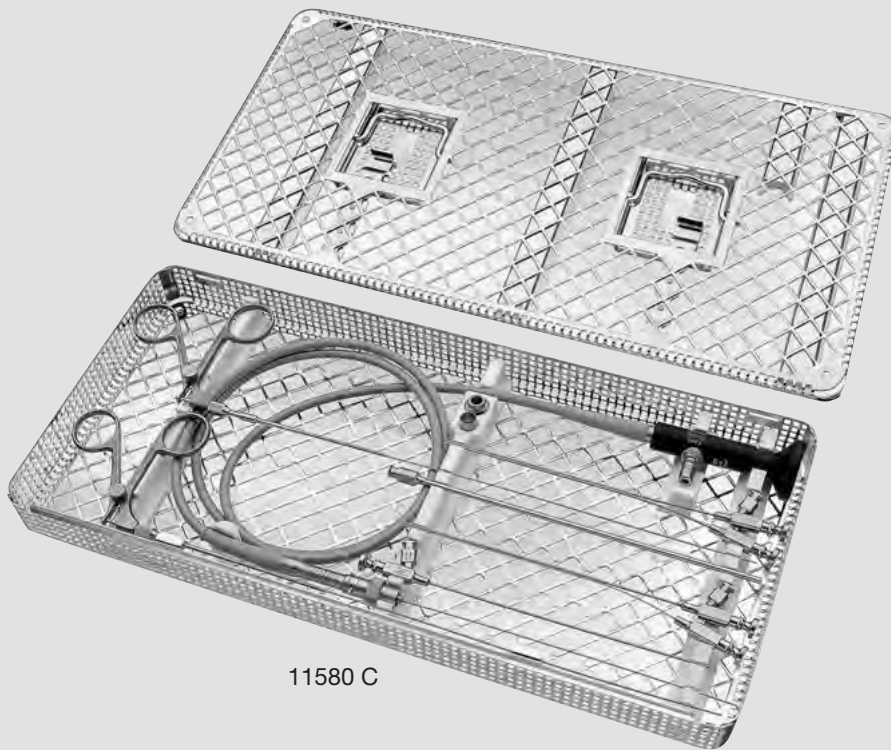
- 11580 A **Metal Tray**, for sterilization and storage of Salivary Duct Probes 745847 – 745858 and Dilator 745910, perforated, lid with silicone bridges, external dimensions (w x d x h): 178 x 135 x 37 mm
- 11580 B **Metal Tray**, for sterilization and storage of one Miniature Straight Forward Telescope 11575 A, 11581 A, 11582 A, 11583 A, 11578 A or 5800, perforated, lid with silicone bridges, with port for irrigation connector, external dimensions (w x d x h): 275 x 178 x 35 mm

7-071

Please note: The instruments displayed are not included in the metal trays.

Accessories

Metal Trays



11580 C

- 11580 C **Metal Tray**, for sterilization and storage of one Miniature Straight Forward Telescope 11576 A or 11577 A and two Micro Burrs 11573 MB and 11574 MB, perforated, lid with silicone bridges, external dimensions (w x d x h): 373 x 178 x 35 mm
- 11580 D **Metal Tray**, for sterilization and storage of one Miniature Straight Forward Telescope 11572 A – 11574 A, perforated, lid with silicone bridges, with port for irrigation adaptor, external dimensions (w x d x h): 275 x 175 x 37 mm
- 11580 J **Metal Tray**, for sterilization and storage of two Foreign Body Forceps 11574 TJ and 11574 ZJ as well as two Burrs 11573 MB and 11574 MB for sialendoscopy, perforated, lid with silicone bridges, external dimensions (w x d x h): 373 x 178 x 35 mm

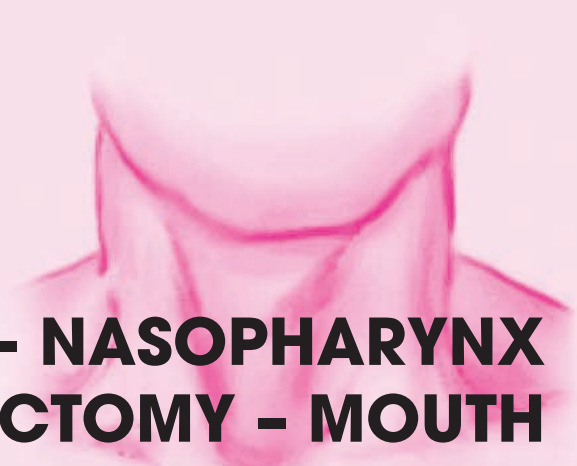
Cleaning

- 27651 K1 **Cleaning Brush**, round, flexible, for working channel diameter 0.4 – 0.6 mm, length 40 cm, for single use, package of 10
- 27651 K2 **Same**, for working channel diameter 0.6 – 0.8 mm
- 27651 K3 **Same**, for working channel diameter 0.8 – 1.4 mm
- 27651 K5 **Same**, for working channel diameter 0.25 – 0.4 mm

Lithotripsy of Salivary Stones

Extracorporeal shock wave lithotripsy for salivary stones with STORZ MINILITH SL 1
see catalog Oral and Maxillofacial Surgery

Please note: The instruments displayed are not included in the metal trays.



ADENOIDECTOMY - NASOPHARYNX
TONSILLECTOMY - MOUTH
TRACHEOSTOMY - LARYNX



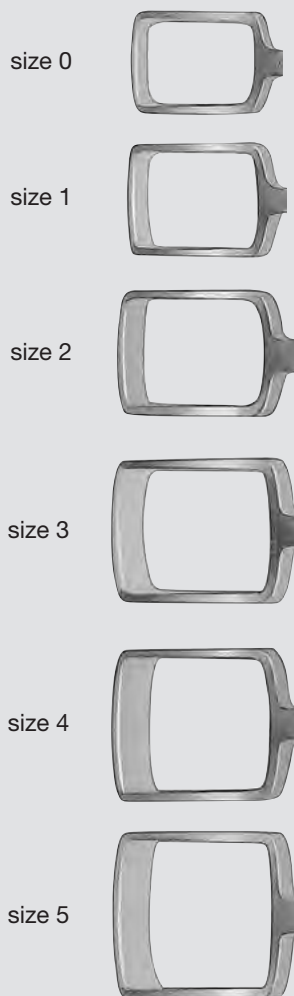
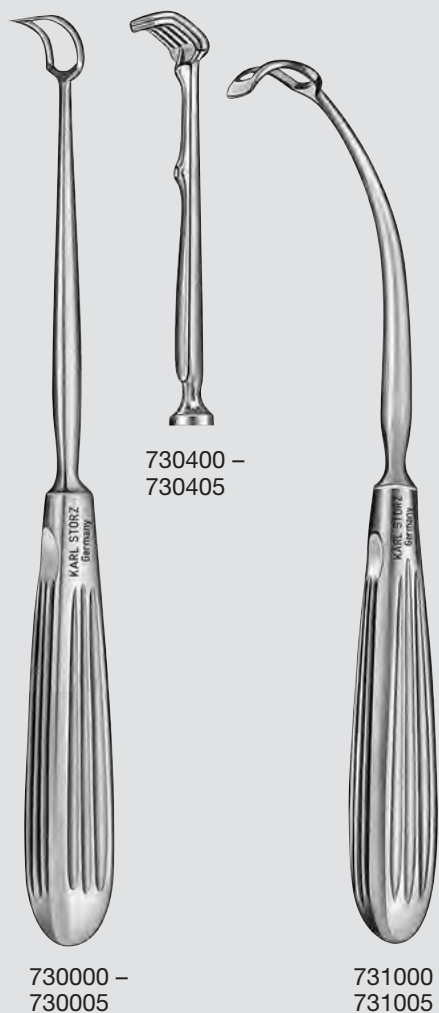
725000



746700

725000 HOPMANN **Uvula Retractor**, length 12.5 cm

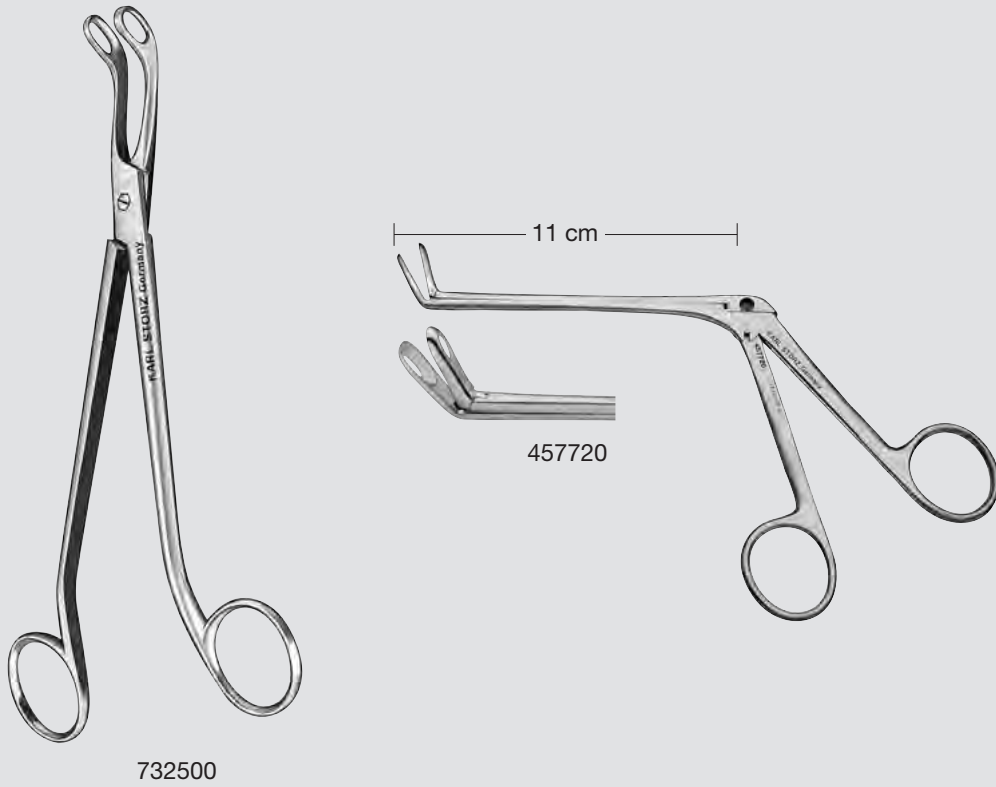
746700 NAGER **Pillar Retractor**, length 21 cm



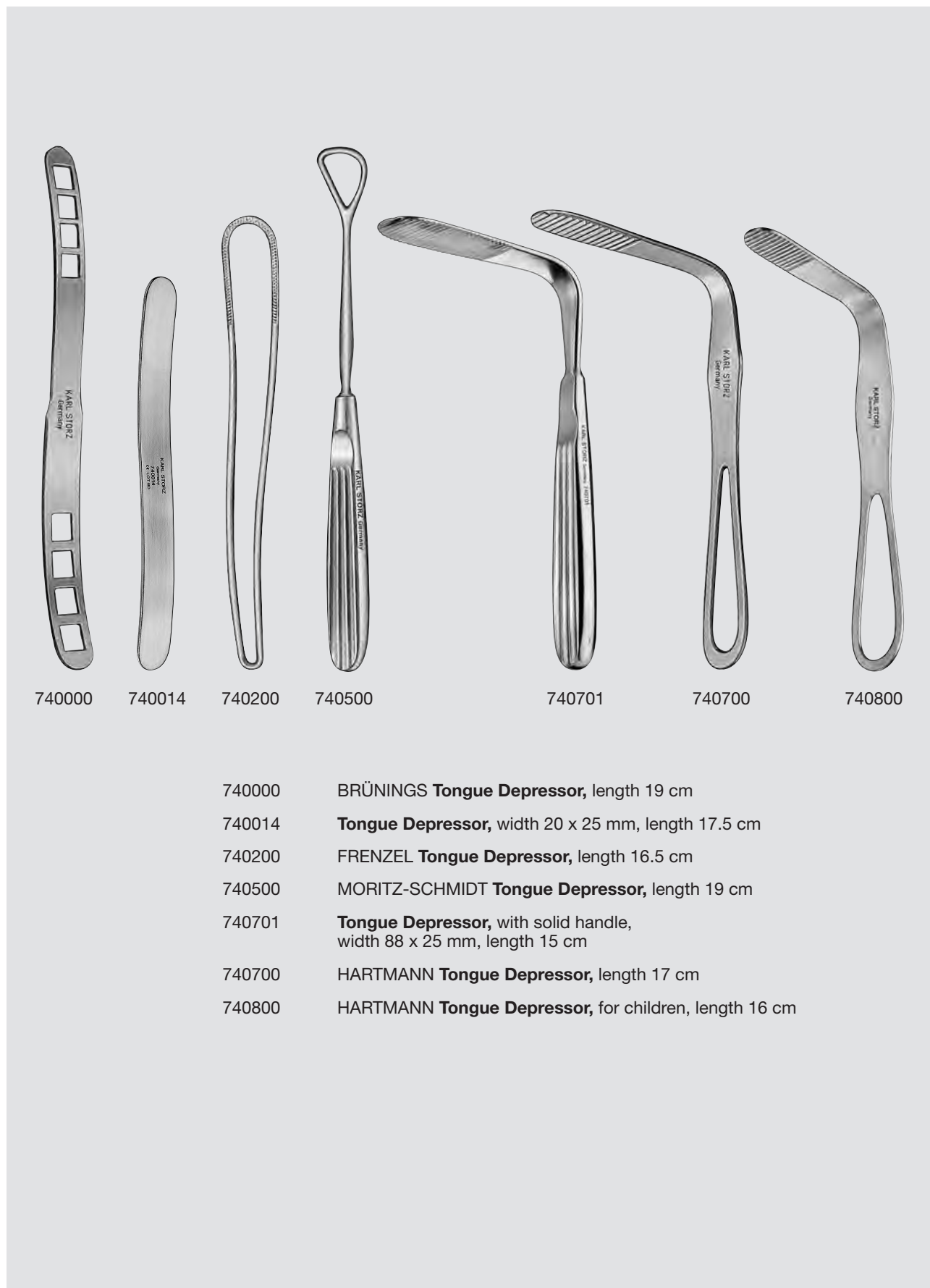
- 730000 BECKMANN **Adenoid Curette**, straight, size 0, length 22 cm
- 730001 **Same**, size 1
- 730002 **Same**, size 2
- 730003 **Same**, size 3
- 730004 **Same**, size 4
- 730005 **Same**, size 5

- 730400 BECKMANN **Adenoid Curette**, with cage, straight, size 0, length 22 cm
- 730401 **Same**, size 1
- 730402 **Same**, size 2
- 730403 **Same**, size 3
- 730404 **Same**, size 4
- 730405 **Same**, size 5

- 731000 NEGUS **Adenoid Curette**, curved, size 0, length 21 cm
- 731001 **Same**, size 1
- 731002 **Same**, size 2
- 731003 **Same**, size 3
- 731004 **Same**, size 4
- 731005 **Same**, size 5



- 732500 JURACZ **Adenoid Forceps**, sharp, length 19 cm
- 457720 BLAKESLEY-WIGAND **Nasal Forceps**, 60° upturned, long jaws 6 x 20 mm, rounded tips, for grasping polyps and adenoid rests, working length 11 cm



740000

740014

740200

740500

740701


740700

740800

- 740000 **BRÜNINGS Tongue Depressor**, length 19 cm
- 740014 **Tongue Depressor**, width 20 x 25 mm, length 17.5 cm
- 740200 **FRENZEL Tongue Depressor**, length 16.5 cm
- 740500 **MORITZ-SCHMIDT Tongue Depressor**, length 19 cm
- 740701 **Tongue Depressor**, with solid handle,
width 88 x 25 mm, length 15 cm
- 740700 **HARTMANN Tongue Depressor**, length 17 cm
- 740800 **HARTMANN Tongue Depressor**, for children, length 16 cm



742909 – 742913



743500


- 742909 JENNINGS **Mouth Gag**, small, for children, length 9 cm
742911 **Same**, medium, standard size, length 11 cm
742913 **Same**, large, length 13 cm
- 743500 DINGMANN **Mouth Gag**, complete including:
Tongue Depressor, size 1, 55 x 25 mm
Tongue Depressor, size 2, 60 x 27 mm
Tongue Depressor, size 3, 70 x 30 mm
2x **Cheek Retractor**, adjustable
2x **Screw Connection**, complete
2x **Tooth Hook**, movable

DAVIS-MEYER Tongue Blades




| | |
|--------|--|
| 743910 | DAVIS-MEYER Tongue Blade , with anesthetic tube, size 1, 28 x 68 mm |
| 743915 | Same , size 1½, 29 x 73 mm |
| 743920 | Same , size 2, 30 x 76 mm |
| 743925 | Same , size 2½, 31 x 83 mm |
| 743930 | Same , size 3, 32 x 88 mm |
| 743935 | Same , size 3½, 33 x 98 mm |
| 743940 | Same , size 4, 34 x 108 mm |

Components/Spare Parts see chapter 16

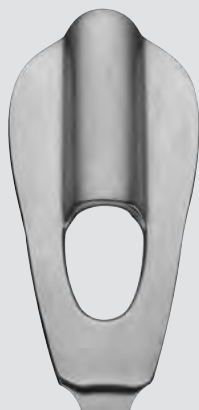


744101 –
744104



744101 –
744104

- | | |
|--------|---|
| 744101 | HERBERHOLD Tongue Blade , with asymmetric recess for guiding the endotracheal tube along the alignment, size 1, 29 x 65 mm |
| 744102 | Same , size 2, 33 x 73 mm |
| 744103 | Same , size 3, 38 x 83 mm |
| 744104 | Same , size 4, 41 x 98 mm |



744200 –
744205

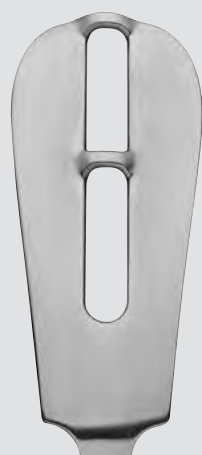


744251 –
744253



744200 –
744205

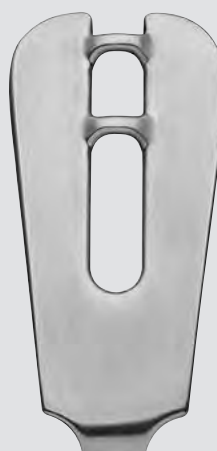
- | | |
|-------------------|--|
| NEW 744200 | RUSSEL-DAVIS Tongue Blade , with central groove, size 0, 25 x 60 mm |
| 744201 | Same , size 1, 30 x 70 mm |
| 744202 | Same , size 2, 34 x 80 mm |
| 744203 | Same , size 3, 39 x 84 mm |
| 744204 | Same , size 4, 42 x 98 mm |
| 744205 | Same , size 5, 47 x 105 mm |
| 744201 A | RUSSEL-DAVIS Tongue Blade , with central groove, narrow blade, size 1, 19 x 62 mm |
| 744202 A | Same , size 2, 22 x 67 mm |
| 744203 A | Same , size 3, 25 x 75 mm |
| 744204 A | Same , size 4, 27 x 83 mm |
| 744205 A | Same , size 5, 34 x 90 mm |
| NEW 744251 | Tongue Blade , with central groove and lateral opening, size 1, 30 x 70 mm |
| NEW 744252 | Same , size 2, 34 x 80 mm |
| NEW 744253 | Same , size 3, 39 x 84 mm |



744301 –
744305



744301 –
744305



744302 H –
744303 H



744302 H –
744303 H

- 744301 **Tongue Blade, WÜRZBURG model,** slotted, size 1, 28 x 69 mm
 744302 **Same,** size 2, 32 x 77 mm
 744303 **Same,** size 3, 34 x 85 mm
 744304 **Same,** size 4, 37 x 98 mm
 744305 **Same,** size 5, 38 x 105 mm

- 744302 H **HORNBERGER Tongue Blade,** slotted, blade size 32 x 70 mm, for use with LMA Classic Larynx Masks, size 2 and 2½
 744303 H **Same,** blade size 34 x 78 mm, for use with LMA Classic Larynx Masks, size 3 and 3½



744402 –
744405



744402 –
744405

- 744402 RING **Tongue Blade**, size 2, 25 x 61 mm
- 744403 **Same**, size 3, 28 x 74 mm
- 744404 **Same**, size 4, 34 x 88 mm
- 744405 **Same**, size 5, 37 x 100 mm

Mouth – Tonsillectomy




- 744500 DAVIS-MEYER **Mouth Gag**, standard model, with sliding Tooth Hook 744501, for use with Tongue Blades 743910 – 744405
- 744503 **Palate Support Blade**, for toothless patients, for use with Mouth Gags 744500, 744510
- 744510 DAVIS-MEYER **Mouth Gag**, special model, reverse opening, with 2 movable Tooth Hooks 744501, for use with Tongue Blades 743910 – 744505


Components/Spare Parts see chapter 16



744600



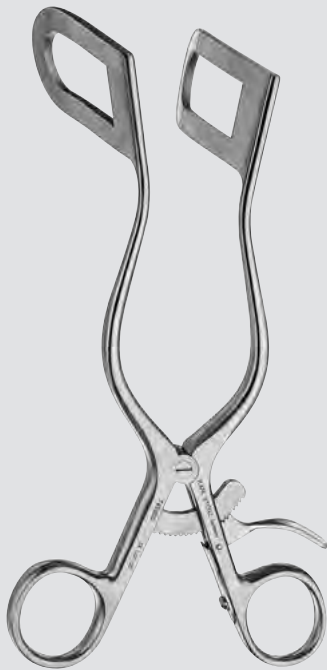
744800



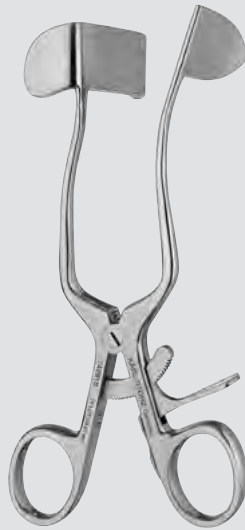
745200

- 744600 **McIVOR Mouth Gag**, with removable bow for replacement of rubber tube, for use with Tongue Blades 743910 – 744405
- 744610 **McIVOR Mouth Gag**, with small bow for children, with removable bow for replacement of rubber tube, width 80 mm, height 45 mm, length 15 cm, for use with Tongue Blades 743910 – 744405
- 744800 **NEGUS Chest Support**, with webbing strap, for adults, rod 14 cm, for use with Tongue Blades 743910 – 744405 and Mouth Gags 744500 – 744600
- 745200 **DRAFFIN Suspension Apparatus Bipod**, for use with Tongue Blades 743910 – 744405 and Mouth Gags 743500, 744500 – 744600 including:
 2x **Rod**, with 4 rings
Base Plate

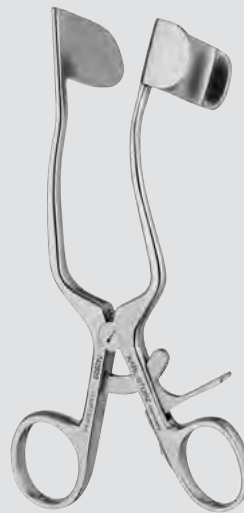
Components/Spare Parts see chapter 16



742900



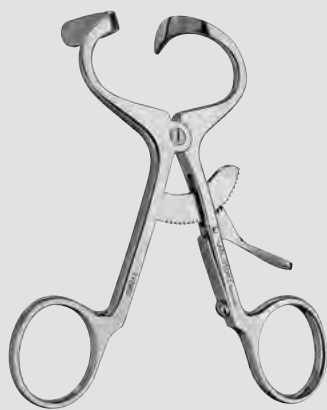
742910



742920



742950



742960

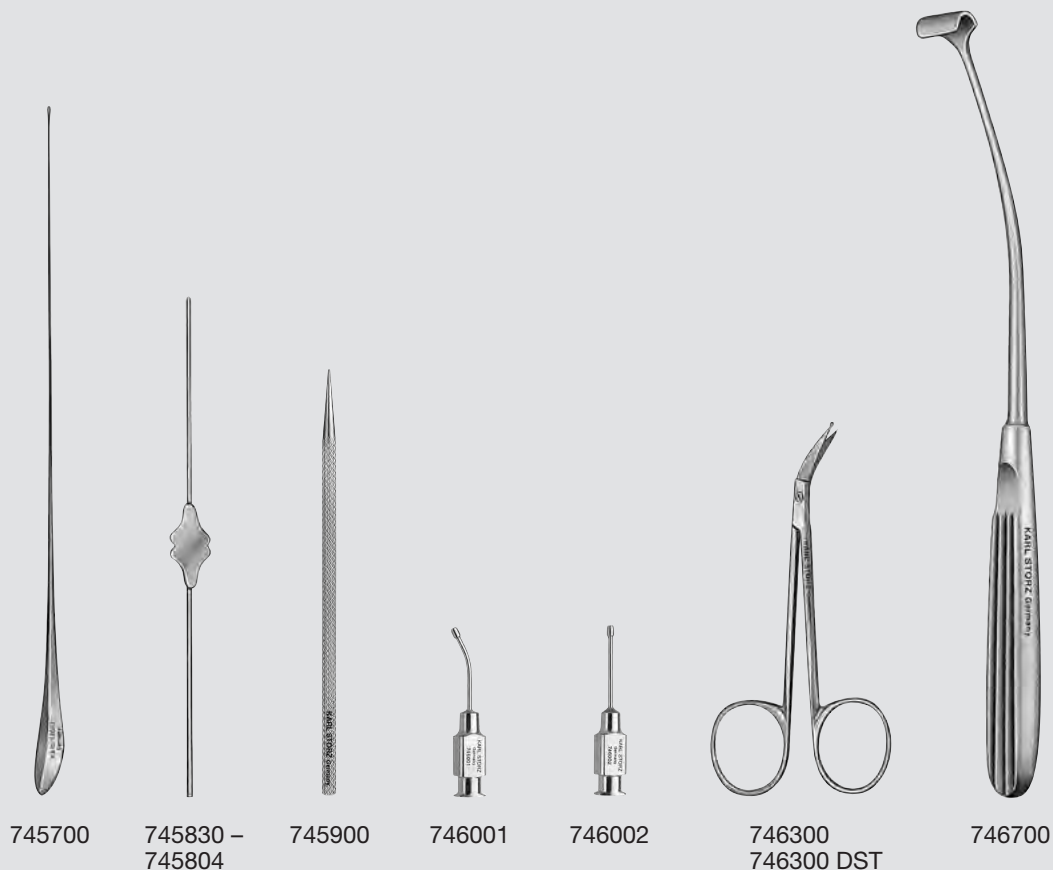
742900 **Mouth Gag**, large fenestrated blades, length 17 cm

742910 **HARTL Mouth Gag**, right blade with U-shaped curve, length 13 cm

742920 **HARTL Mouth Gag**, left blade with U-shaped curve, length 13 cm

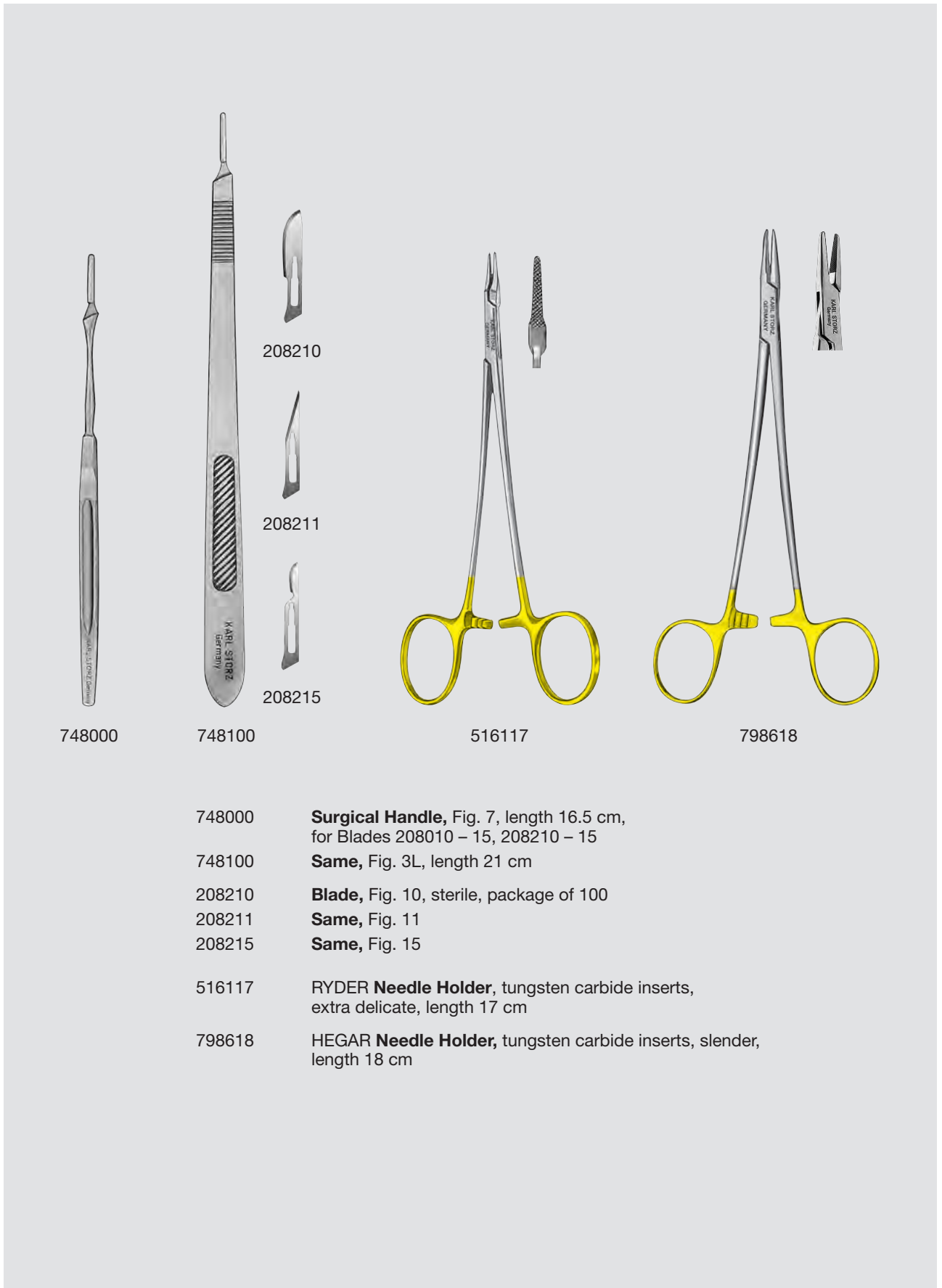
742950 **DOYEN-MOLT Mouth Gag**, for adults, length 14 cm

742960 **DOYEN-MOLT Mouth Gag**, for children, length 10.5 cm



- 745700 SEIFFERT **Probe, for salivary duct**, silver, extra delicate, diameter 0.5 mm, length 18 cm
- 745830 BOWMAN **Probe, for salivary duct**, size 0000 – 000, diameter 0.5 and 0.6 mm, length 13 cm
- 745800 **Same**, size 00 – 0, diameter 0.7 and 0.8 mm
- 745802 **Same**, size 1 – 2, diameter 0.9 and 1.1 mm
- 745804 **Same**, size 3 – 4, diameter 1.3 and 1.4 mm
- 745900 WILDER **Dilator**, for salivary duct, length 11 cm
- 746001 **Cannula**, pointed, curved, LUER-Lock, diameter 1.2 mm, working length 2 cm
- 746002 **Same**, straight
- 746300 **Scissors for Salivary Duct**, delicate, with ball end, length 10 cm
- 746300 DST **Same**, with titanium nitride coating, color code: copper
- 746700 NAGER **Pillar Retractor**, length 21 cm

Mouth – Tonsillectomy



748000

748100

208210

208211

208215

516117

798618

748000 **Surgical Handle**, Fig. 7, length 16.5 cm,
for Blades 208010 – 15, 208210 – 15

748100 **Same**, Fig. 3L, length 21 cm

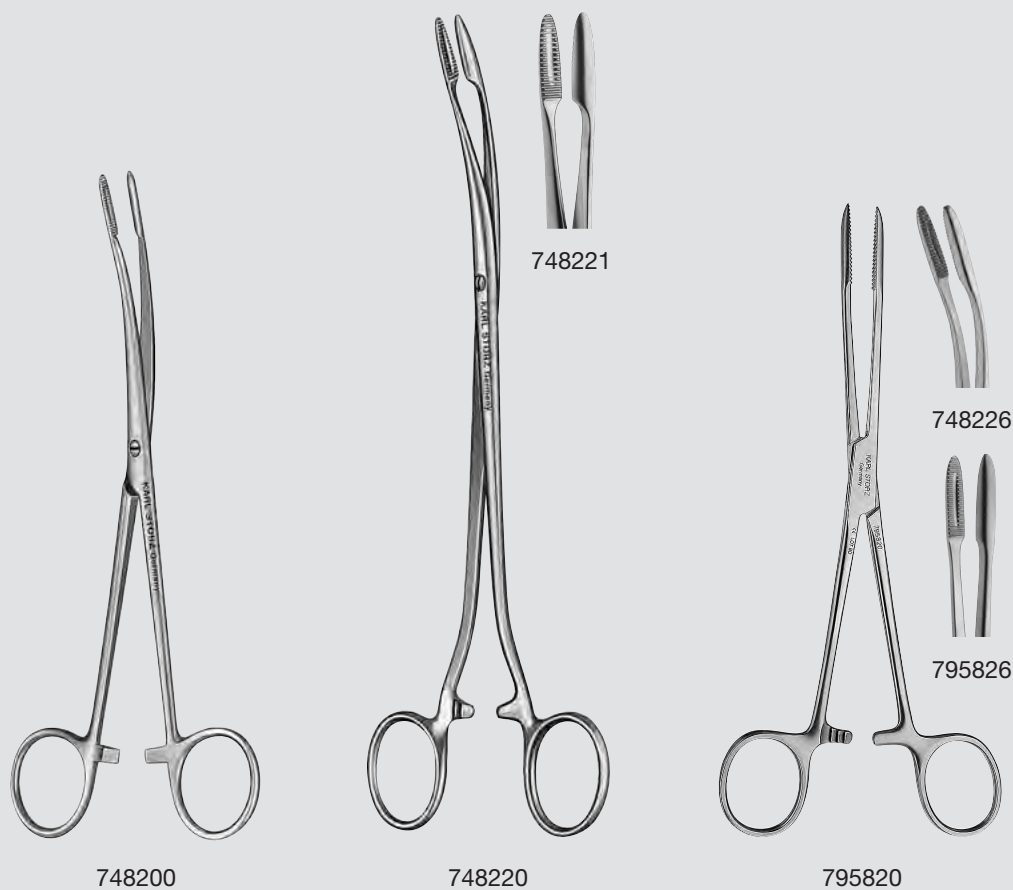
208210 **Blade**, Fig. 10, sterile, package of 100

208211 **Same**, Fig. 11

208215 **Same**, Fig. 15

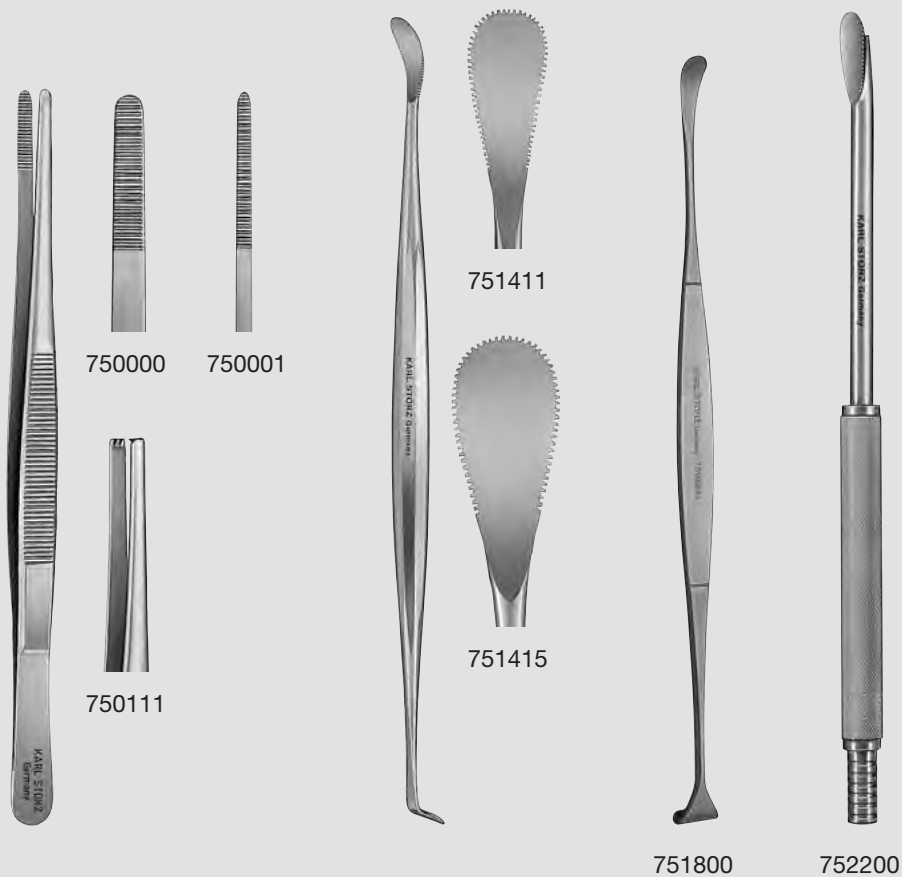
516117 **RYDER Needle Holder**, tungsten carbide inserts,
extra delicate, length 17 cm




798618 **HEGAR Needle Holder**, tungsten carbide inserts, slender,
length 18 cm



- 748200 **Dressing and Sponge Holding Forceps**, slim, curved, with ratchet, length 19 cm
- 748220 **DUPLAY Dressing and Sponge Holding Forceps**, curved, with ratchet, length 21 cm
- 748221 **Same**, straight
- 748226 **MAIER Dressing and Sponge Holding Forceps**, curved, with ratchet, length 26 cm
- 795820 **GROSS Dressing and Sponge Holding Forceps**, straight, with ratchet, length 20 cm
- 795826 **MAIER Dressing and Sponge Holding Forceps**, straight, with ratchet, length 26.5 cm

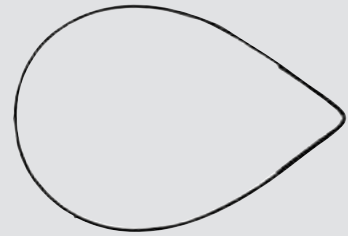
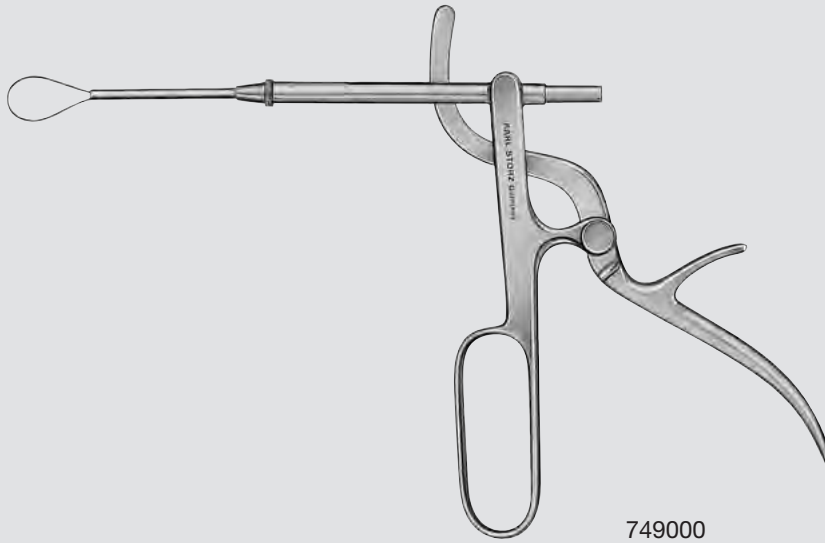
Mouth – Tonsillectomy




- 750000 **Forceps**, serrated, width 4 mm, length 20 cm
- 750001 **Same**, width 1.8 mm
-  750111 **Tissue Forceps**, 1 x 2 teeth, width 2 mm, length 20 cm
-  750112 **Same**, width 3.5 mm
-  750123 **Same**, 2 x 3 teeth, width 4.5 mm
- 751411 HENKE **Elevator**, width 11.5 mm, length 23.5 cm (standard size)
- 751415 HENKE **Elevator**, width 15 mm, length 24 cm
- 751800 HURD **Dissector and Pillar Retractor**, width 9 mm, length 22.5 cm
- 752200 STIERLEN **Suction Dissector**, width 13.5 mm, length 24 cm

Mouth – Tonsillectomy

15 cm



754200



754300

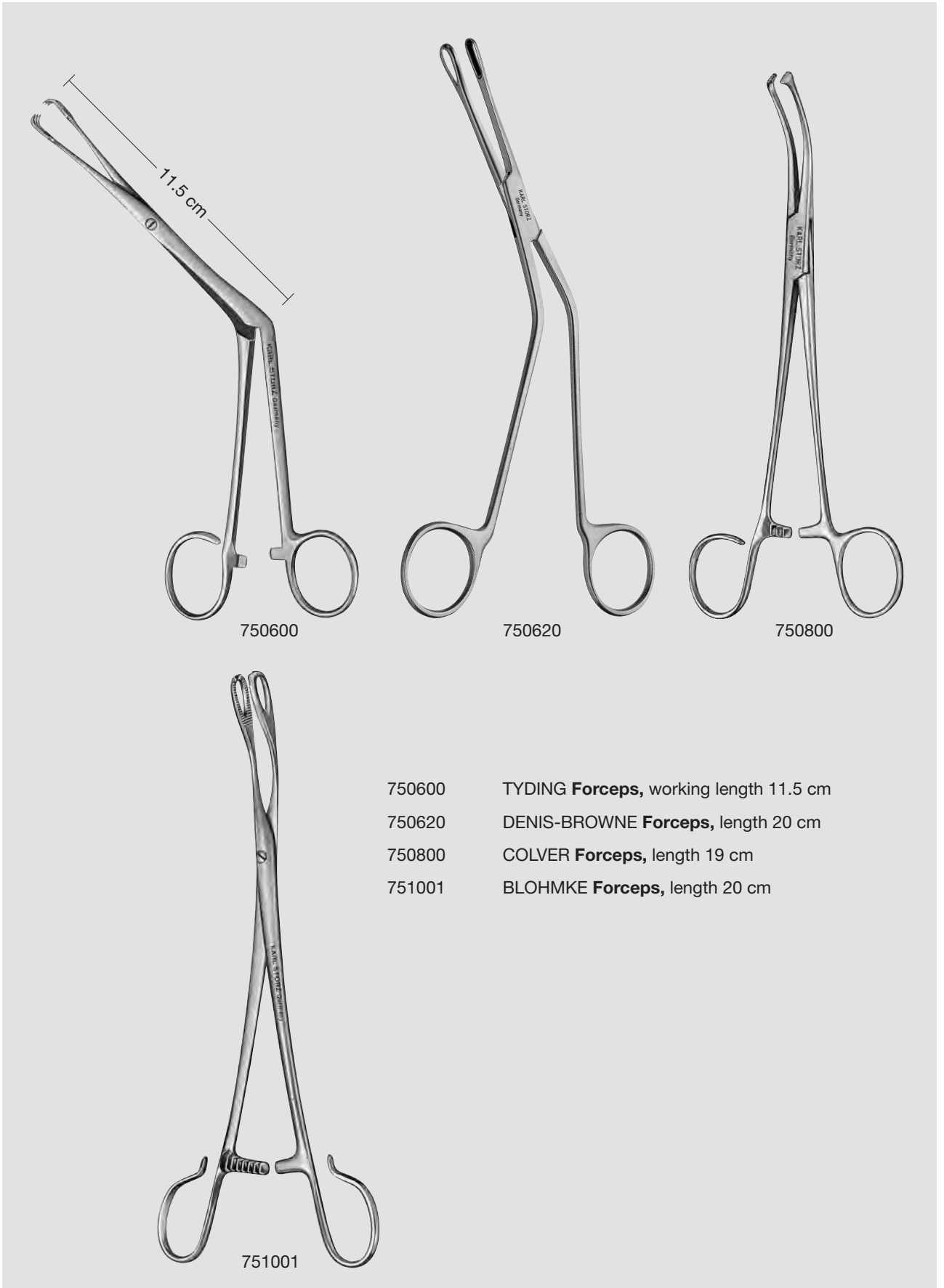


754350

- 749000 **TYDING Tonsil Snare**, working length 15 cm, for use with Wire Snare Loops 754200 or Snare Wire 754300
- 754200 **Wire Snare Loop**, stainless steel, package of 100
- 754300 **Snare Wire**, diameter 0.4 mm, 10 m roll, for use with 749000
- 754350 **Wire Cutting Scissors**, serrated, length 12.5 cm

Components/Spare Parts see chapter 16

Mouth – Tonsillectomy



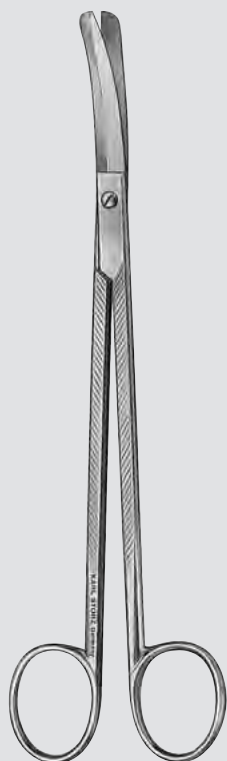
750600

750620


750800

- 750600 TYDING **Forceps**, working length 11.5 cm
- 750620 DENIS-BROWNE **Forceps**, length 20 cm
- 750800 COLVER **Forceps**, length 19 cm
- 751001 BLOHMKE **Forceps**, length 20 cm

751001



752500




752800

752700



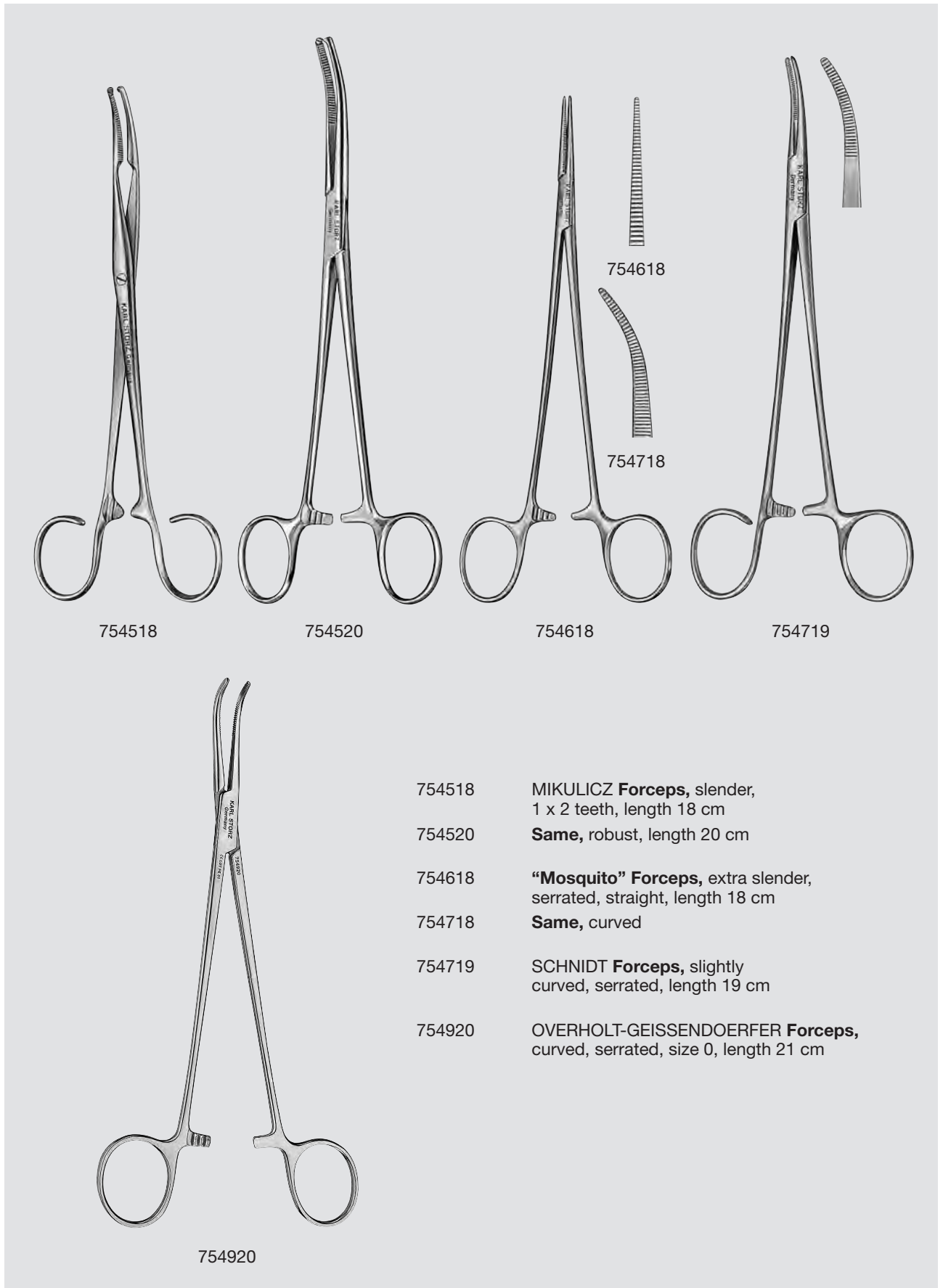
752918



752920

- 752500 GOOD **Scissors**, length 19.5 cm
- 752700 BOETTCHER **Scissors**, length 18.5 cm
- 752800 **Same**, pointed
- 752918 METZENBAUM **Scissors**, curved, length 18 cm
- 752920 **Same**, length 20 cm
- 752923 **Same**, length 23 cm
- 752928 **Same**, length 28 cm

Mouth – Tonsillectomy



754518

754520

754618

754719

754518

MIKULICZ Forceps, slender, 1 x 2 teeth, length 18 cm

754520

Same, robust, length 20 cm

754618

“Mosquito” Forceps, extra slender, serrated, straight, length 18 cm

754718

Same, curved

754719

SCHNIDT Forceps, slightly curved, serrated, length 19 cm

754920

OVERHOLT-GEISSENDOERFER Forceps, curved, serrated, size 0, length 21 cm

754920



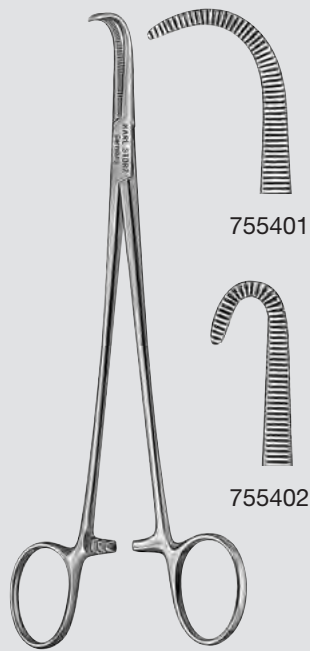
754200



755120

755220

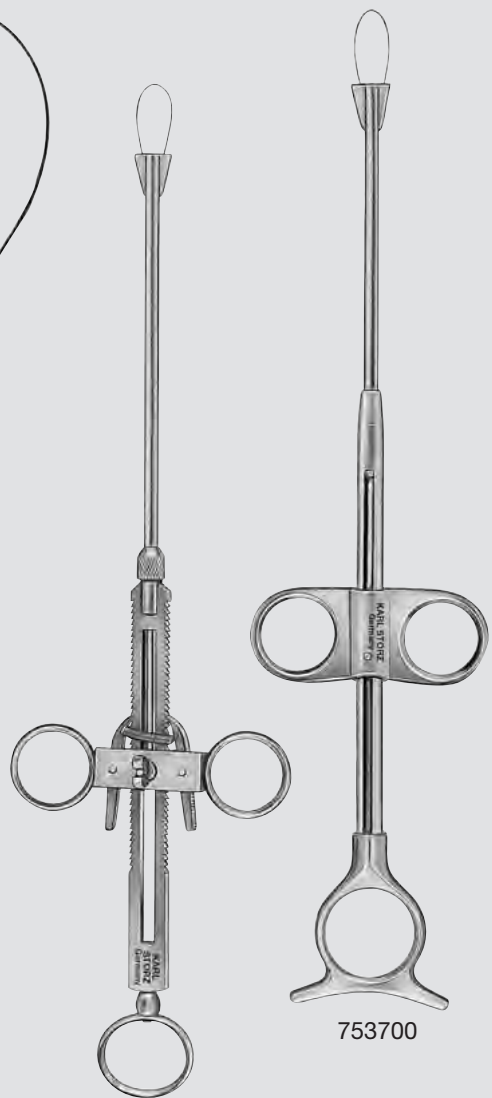
755120



755401

755402

755401



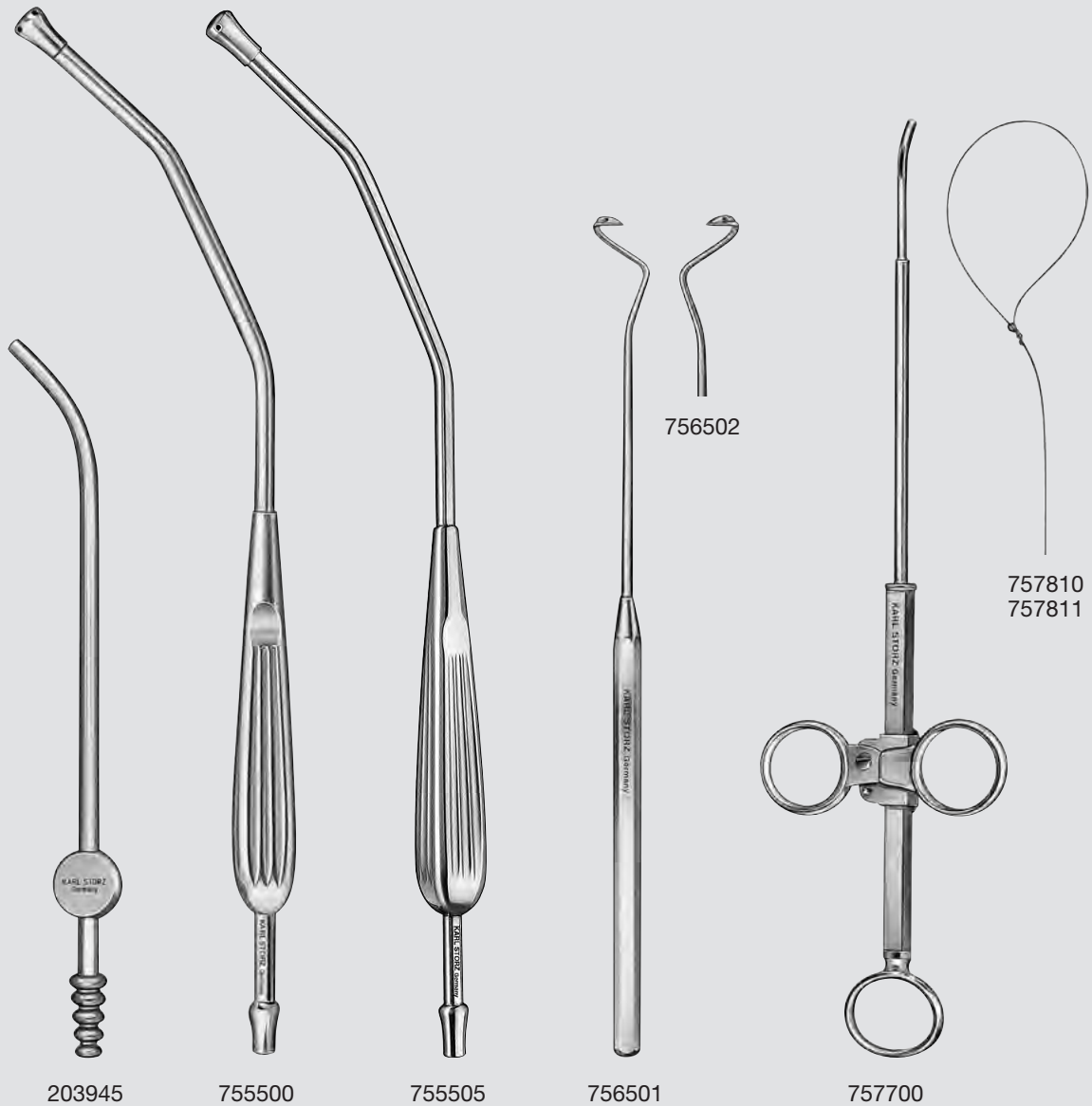
753500

753700

- 755120 HALLE-BIRKETT **Forceps**, slender, straight, length 20 cm
- 755220 **Same**, curved
- 755401 NEGUS **Forceps**, large curve, length 20 cm
- 755402 **Same**, small curve
- 753500 BRÜNINGS **Tonsil Snare**, length 29 cm
- 753700 EVES **Tonsil Snare**, length 27 cm
- 754200 **Wire Snare Loop**, stainless steel, package of 100

Components/Spare Parts see chapter 16

Mouth – Tonsillectomy



- 203945 **Suction Tube**, curved, conical, outer diameter 4.5 mm, length 20 cm
- 755500 **YANKAUER Suction Tube**, standard model, with large holes, length 29 cm
- 755505 **Same**, with small holes
- 756501 **HURD Tonsil Suture Needle**, right, length 22.5 cm
- 756502 **Same**, left
- 757700 **Roeder Loop Applicator**, model E, length 27 cm
- 757810 **Loops**, for Roeder Loop Applicator 757700, polyglycolic acid, absorbable, sterile, in package of 12, size 0
- 757811 **Same**, strength 1

Components/Spare Parts see chapter 16

Laryngeal mirrors illustrated in actual size



Size 00
Diameter 8 mm



Size 0
Diameter 10 mm



Size 1
Diameter 12 mm



Size 2
Diameter 14 mm



Size 3
Diameter 16 mm



Size 4
Diameter 18 mm



Size 5
Diameter 20 mm



Size 6
Diameter 22 mm



Size 7
Diameter 24 mm



Size 8
Diameter 26 mm



Size 9
Diameter 28 mm




Size 10
Diameter 30 mm

Laryngeal Instruments

Laryngeal Mirrors with RHODIUM Front Surface

Special Features:

- Autoclavable
- Resistant
- Durable



767900 – 767910

Laryngeal Mirrors with RHODIUM Front Surface, autoclavable, with screwable hexagonal handle, sizes 0 – 10

- 767900 size 0
- 767901 size 1
- 767902 size 2
- 767903 size 3
- 767904 size 4
- 767905 size 5
- 767906 size 6
- 767907 size 7
- 767908 size 8
- 767909 size 9
- 767910 size 10

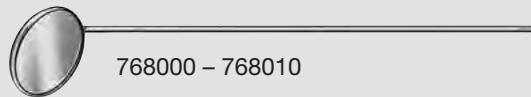
767911 **Laryngeal Mirror, with RHODIUM coating, autoclavable, with screwable hexagonal handle, set of 11 mirrors, nos. 767900 – 767910, sizes 0 – 10**



769950

769950 **Handle, only, hexagonal, length 7.5 cm, for Laryngeal Mirrors 767900 – 767910, 770000 – 770020**

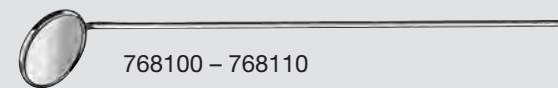
- 768000 size 0
- 768001 size 1
- 768002 size 2
- 768003 size 3
- 768004 size 4
- 768005 size 5
- 768006 size 6
- 768007 size 7
- 768008 size 8
- 768009 size 9
- 768010 size 10



768000 – 768010

Laryngeal Mirror with RHODIUM Front Surface, autoclavable, mirror only, stem with thread, for use with hexagonal Handles 767900 – 767910 and 769950

- 768100 size 0
- 768101 size 1
- 768102 size 2
- 768103 size 3
- 768104 size 4
- 768105 size 5
- 768106 size 6
- 768107 size 7
- 768108 size 8
- 768109 size 9
- 768110 size 10



768100 – 768110

Laryngeal Mirror with RHODIUM Front Surface, autoclavable, without handle, stem without thread, size 0, for use with Handles 770500/770600



770500

770500 **Handle, with set screw, length 10.5 cm, for Laryngeal Mirrors 768100 – 768110, 770100 – 770120**




770600

770600 **Same, with central screw connection, length 11.5 cm**

For the actual size of the laryngeal mirror see page 348

Laryngeal Instruments

Laryngeal Mirrors Standard Version



769900 – 769920

Laryngeal Mirror, with screwable hexagonal handle, size 00 – 10

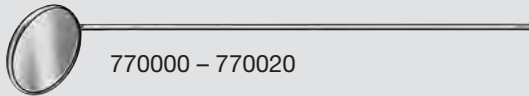
769921 **Laryngeal Mirror**, with screwable hexagonal handle, set of 12 mirrors, nos. 769900 – 769920, sizes 00 – 10

- 769920 size 00
- 769900 size 0
- 769901 size 1
- 769902 size 2
- 769903 size 3
- 769904 size 4
- 769905 size 5
- 769906 size 6
- 769907 size 7
- 769908 size 8
- 769909 size 9
- 769910 size 10



769950

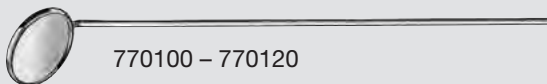
769950 **Handle**, only, hexagonal, length 7.5 cm, for Laryngeal Mirrors 767900 – 767910, 770000 – 770020



770000 – 770020


Laryngeal Mirror, mirror only, stem with thread, size 00 – 10, can be screwed on Handles 769900 – 769920 and 769950

- 770020 size 00
- 770000 size 0
- 770001 size 1
- 770002 size 2
- 770003 size 3
- 770004 size 4
- 770005 size 5
- 770006 size 6
- 770007 size 7
- 770008 size 8
- 770009 size 9
- 770010 size 10



770100 – 770120

Laryngeal Mirror, without handle, stem without thread, size 00 – 10



770500

770500 **Handle**, with set screw, length 10.5 cm, for Laryngeal Mirrors 768100 – 768110, 770100 – 770120

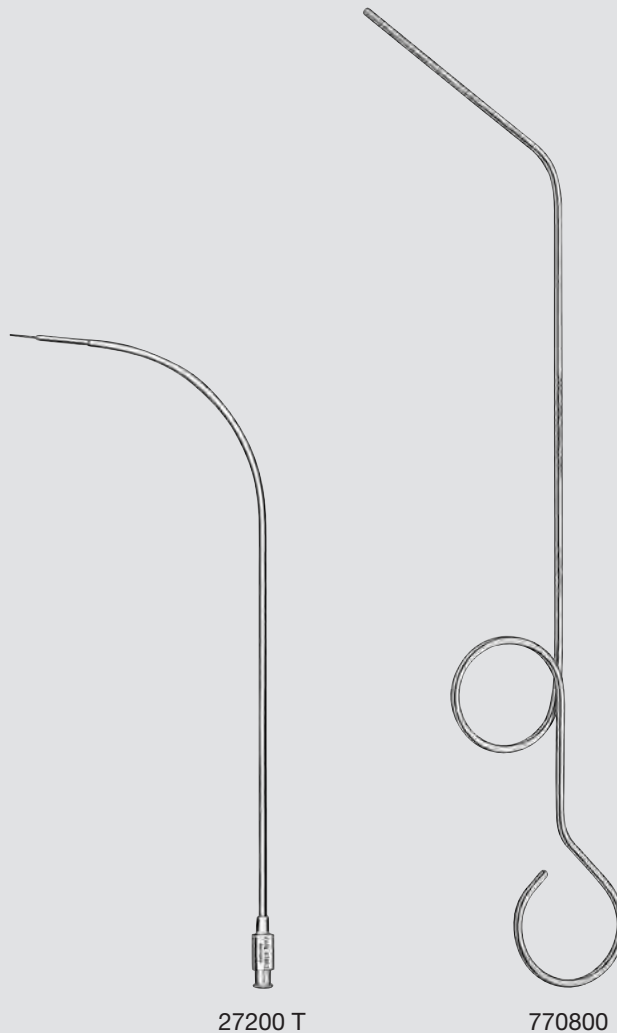
- 770120 size 00
- 770100 size 0
- 770101 size 1
- 770102 size 2
- 770103 size 3
- 770104 size 4
- 770105 size 5
- 770106 size 6
- 770107 size 7
- 770108 size 8
- 770109 size 9
- 770110 size 10



770600

770600 **Same**, with central screw connection, length 11.5 cm

For the actual size of the laryngeal mirror see page 348



27200 T

27200 T

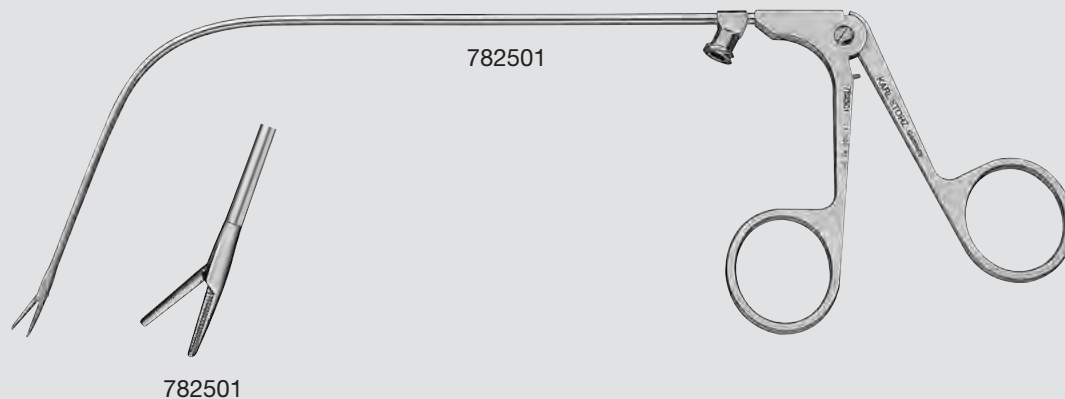
JOUSSEN **Larynx Cannula**, curved, for single use, LUER-Lock, outer diameter of tip 0.6 mm, for collagen application, for use with High Pressure Syringe 771400 or Syringe 810002, package of 3

770800

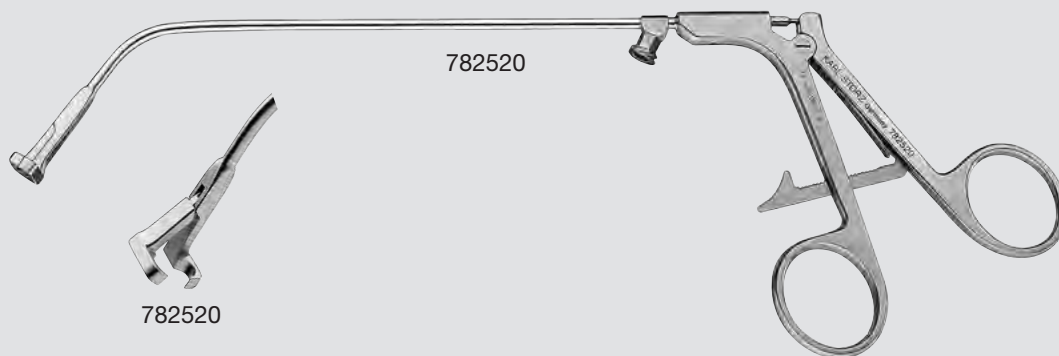
770800

PELTESON **Cotton Applicator**, working length 27 cm

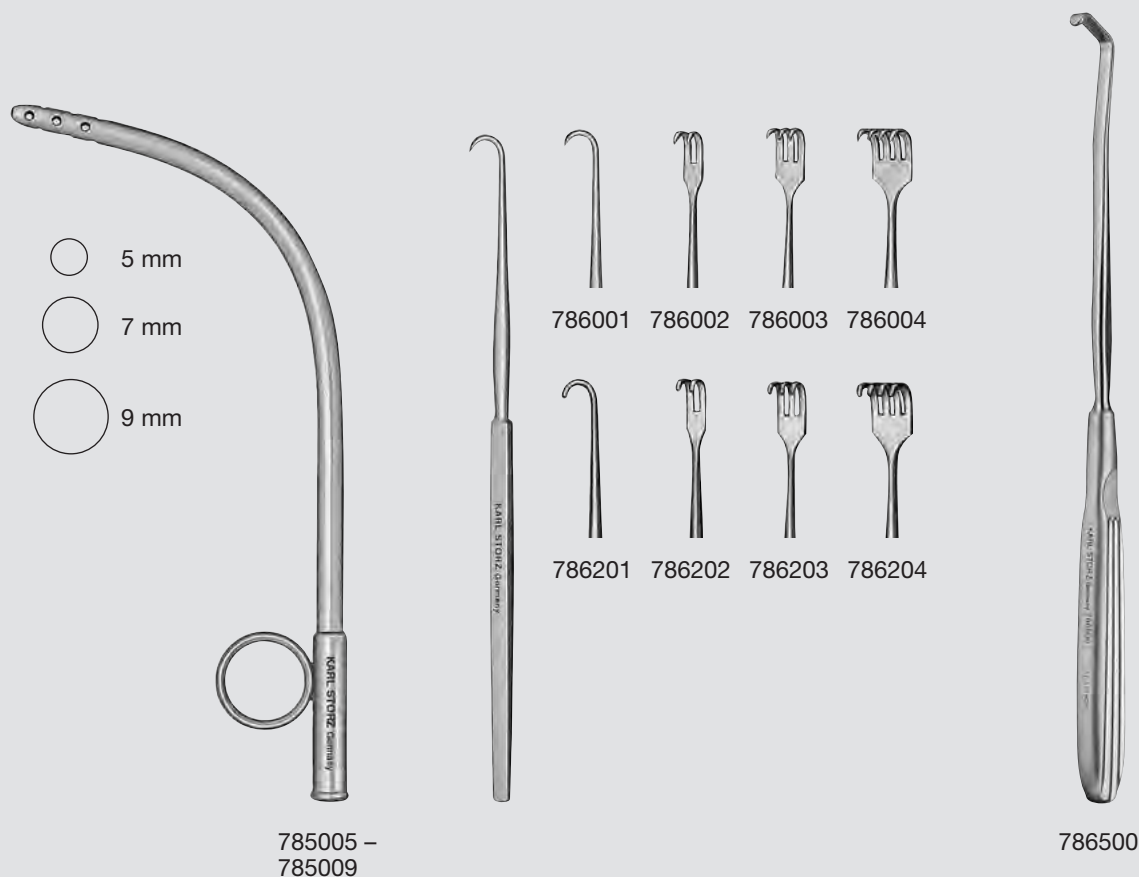
Working length 17 cm



782501 **Indirect Laryngeal Forceps**, for foreign bodies, serrated, straight, open forwards, with cleaning connector, working length 17 cm



782520 **Indirect Laryngeal Forceps**, to apply needle electrodes, for electromyographic examination of the vocal cords, with ratchet, with cleaning connector, working length 17 cm



785005 –
785009

786500

785005 **BRÜNING'S Life-Saving Tube**,
outer diameter 5 mm, length 20 cm
785007 **Same**, outer diameter 7 mm
785009 **Same**, outer diameter 9 mm

786001 **Retractor**, sharp, 1 prong, length 17 cm
786002 **Same**, 2 prongs
786003 **Same**, 3 prongs
786004 **Same**, 4 prongs

786201 **Retractor**, blunt, 1 prong, length 17 cm
786202 **Same**, 2 prongs
786203 **Same**, 3 prongs
786204 **Same**, 4 prongs

786500 **SCHÖNBORN Thymus Retractor**,
width 5 mm, length 20.5 cm



403575



404075
404090



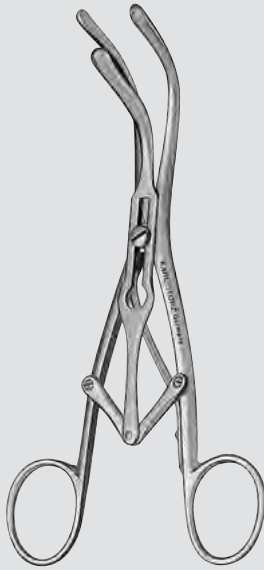
786600

- 403575 **KILLIAN-STRUYCKEN Nasal Speculum**, standard model, blade length 75 mm, length 13.5 cm
- 404075 **Nasal Speculum**, with fiber optic light carrier, blade length 75 mm, length 13.5 cm
- 404090 **Same**, blade length 90 mm
- 786600 **WEERDA Tracheal Speculum**, length 19 cm

Please note:

LED Battery Light Sources for use with 404075 and 404090 see page 247

Components/Spare Parts see chapter 16



786800



786900



787000

- | | |
|--------|--|
| 786800 | LABORDE Tracheal Dilator , length 15 cm, three-bladed |
| 786900 | Same , two-bladed |
| 787000 | KOCHER Probe , length 16.5 cm |



789210



789211



789500



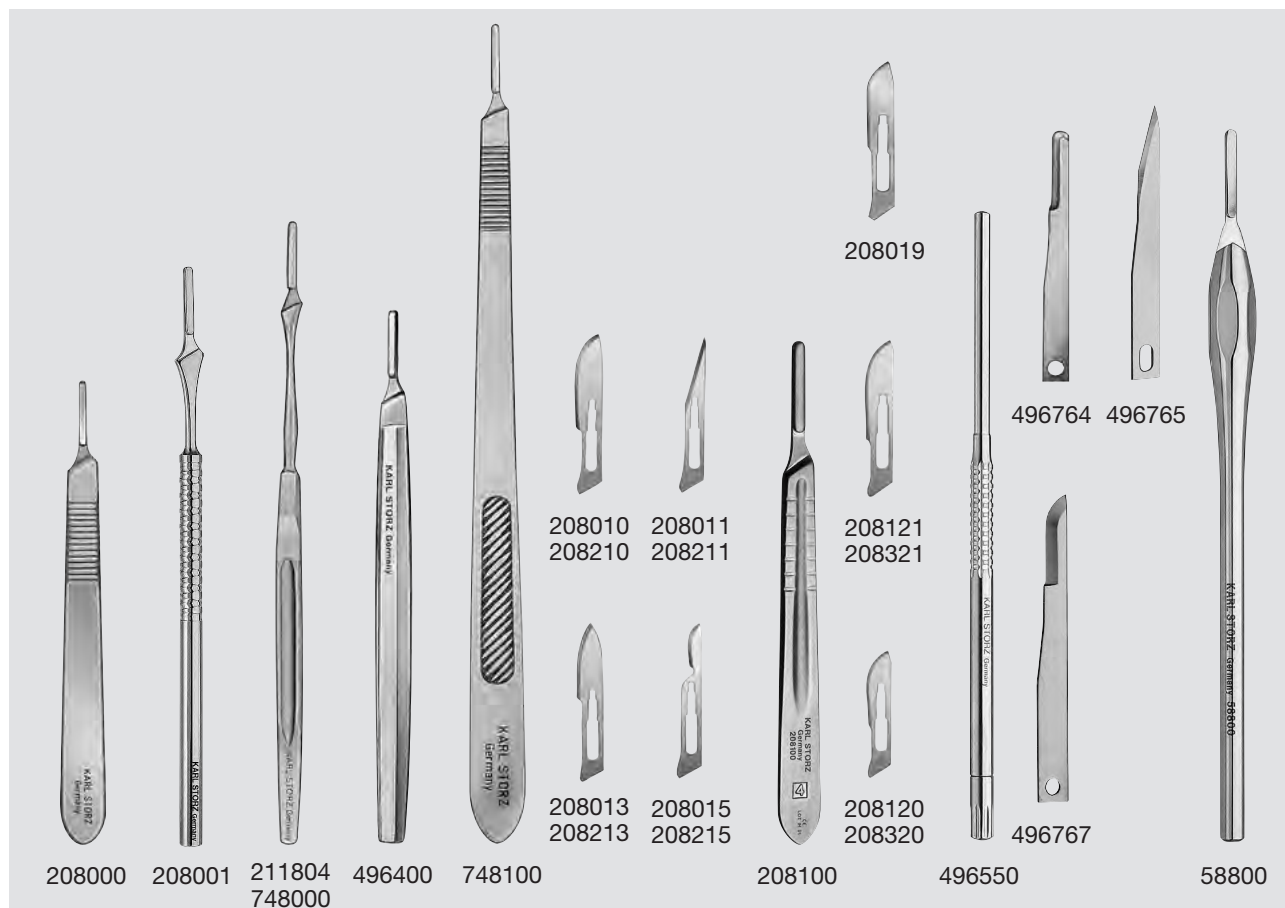
789610

- 789210 **SCHEDLER-MAIER Dagger Dilation Scissors**, for coniotomy and emergency tracheostomy, with limit stop to restrict the depth of insertion, curved, standard model, large, length 14.5 cm
- 789211 **Same**, small model, length 11.5 cm
- 789500 **KILLIAN Laryngectomy Scissors**, double action, length 21.5 cm
- 789610 **Forceps**, for parotidectomy, KIEL model, angled, length 17 cm



HOSPITAL SUPPLIES
SCALPELS, SCISSORS, FORCEPS
NEEDLE HOLDERS, RETRACTORS
MISCELLANEOUS

Scalpels and Handles



| | | | |
|--------|---|-------------------|--|
| 208000 | Surgical Handle , Fig. 3, length 12.5 cm, for Blades 208010 – 15, 208210 – 15 | 208100 | Surgical Handle , Fig. 4, length 13.5 cm, for Blades 208019, 208120 – 21, 208320 – 21 |
| 208001 | Round Surgical Handle , Fig. 3, length 15 cm, for Blades 208010 – 15, 208210 – 15 | 208120 | Blade , for Handle 208100, Fig. 20, non-sterile, package of 100 |
| 211804 | FISCH Dual Purpose Scalpel Handle , elevator on one side, scalpel handle no. 7 on the other side, length 16 cm | 208121 | Same , Fig. 21 |
| 496400 | MASING Surgical Handle , length 14 cm, for Blades 208010 – 15, 208210 – 15 | 208019 | Blade , Fig. 19, sterile, package of 100 |
| 748000 | Surgical Handle , Fig. 7, length 16.5 cm, for Blades 208010 – 15, 208210 – 15 | 208320 | Blade , for Handle 208100, Fig. 20, sterile, package of 100 |
| 748100 | Surgical Handle , Fig. 3L, length 21 cm, for Blades 208010 – 15, 208210 – 15 | 208321 | Same , Fig. 21 |
| 208010 | Blade , Fig. 10, non-sterile, package of 100 | NEW 496550 | Surgical Handle , for miniature blades, round, length 16.5 cm, for Blades 496764 – 65 |
| 208011 | Same , Fig. 11 | 496764 | Miniature Blade , Fig. 64, round, sterile, package of 25 |
| 208013 | Same , Fig. 13 | 496765 | Same , Fig. 65, pointed |
| 208015 | Same , Fig. 15 | 496767 | Same , Fig. 67, concentrated |
| 208210 | Blade , Fig. 10, sterile, package of 100 | NEW 58800 | Surgical Handle , straight, length 14 cm, for Blades 208010 – 15, 208210 – 15 |
| 208211 | Same , Fig. 11 | NEW 58801 | Same , angled |
| 208213 | Same , Fig. 13 | | |
| 208215 | Same , Fig. 15 | | |

Scissors



790501
790801



790502
790802



790503
790803

790501

Scissors, straight,
sharp/sharp, length 13 cm

790502

Same, sharp/blunt

790503

Same, blunt/blunt

790801

Scissors, straight,
sharp/sharp, length 14.5 cm

790802

Same, sharp/blunt

790803

Same, blunt/blunt



791001
791201



791002
791202



791003
791203

791001

Scissors, curved,
sharp/sharp, length 13 cm

791002

Same, sharp/blunt

791003

Same, blunt/blunt

791201

Scissors, curved,
sharp/sharp, length 14.5 cm

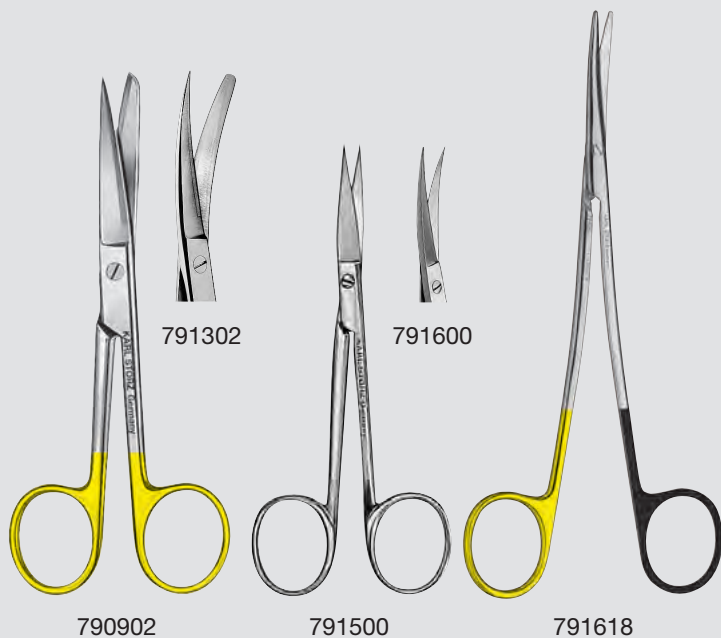
791202

Same, sharp/blunt

791203

Same, blunt/blunt

Scissors



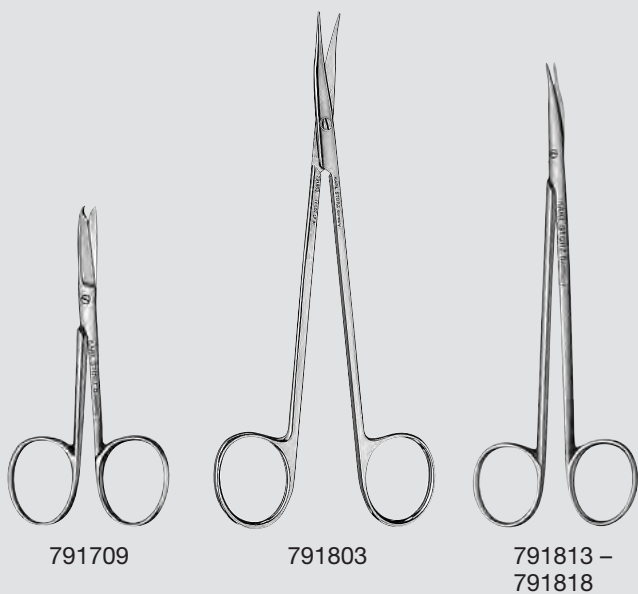
790902 **Scissors**, with tungsten carbide inserts, straight, sharp/blunt, length 14.5 cm

791302 **Same**, curved

791500 **Stitch Scissors**, straight, sharp/sharp, length 12.5 cm

791600 **Same**, curved

791618 **Ligature Scissors**, with tungsten carbide inserts, curved, lower blade serrated, length 18 cm, color code: one black handle ring, one gold-plated handle ring



791709 **SPENCER Stitch Scissors**, length 9 cm

791803 **JAMESON Scissors**, curved, pointed, delicate tips, length 15.5 cm

791813 **REYNOLDS Scissors**, curved, delicate tips, length 13 cm

791815 **Same**, length 15 cm

791818 **Same**, length 18 cm

791709

791803

791813 –
791818

Scissors



791903
791905



792003
792005




792013



792026



792071



792080

- 791903 **MAYO Scissors**, straight, length 15 cm
- 791905 **Same**, length 17 cm
- 792003 **MAYO Scissors**, curved, length 15 cm
- 792005 **Same**, length 17 cm
- 792013 **Same**, with tungsten carbide inserts
- 792026 **MAYO-LEXER Scissors**, with tungsten carbide inserts, curved, narrow blades, length 16 cm
- 792071 **TOENNIS Dissecting Scissors**, fine model, straight, blunt/blunt, length 18 cm
- 792080 **POTTS-SMITH Dissecting Scissors**, curved, blunt/blunt, length 19 cm

Scissors

Scissors with Ultimate Cutting Quality

“The Diamond Standard®” Scissors

Special Features:

- Scissors with ultimate cutting quality
- Very fine-toothed upper blade prevents slipping of cut material
- Razor-sharp lower blade ensures easy and efficient cutting
- Color code: one gold-plated handle ring
- Some models are available with tungsten carbide inserts, color code: one black handle ring, one gold-plated handle ring

Scissors with titanium nitride coating

Special Features:

- Enhanced gliding properties
- Increased tool life
- More durable surface
- Color code: copper
- Some models are available with tungsten carbide inserts



790802 DS



790902 DS



791002 DS
791202 DS



791003 DS
791003 DST

790802 DS **Scissors**, straight, sharp/blunt, length 14.5 cm, color code: one gold-plated handle ring

790902 DS **Scissors**, with tungsten carbide inserts, straight, sharp/blunt, length 14.5 cm, color code: one black handle ring, one gold-plated handle ring

791002 DS **Scissors**, curved, sharp/blunt, length 13 cm, color code: one gold-plated handle ring

791003 DS **Same**, blunt/blunt

791003 DST **Same**, with titanium-nitride coating, color code: copper

791202 DS **Scissors**, curved, sharp/blunt, length 14.5 cm, color code: one gold-plated handle ring

Scissors

Scissors with Ultimate Cutting Quality



791302 DS
791302 DST



791815 DS



792013 DS
792013 DST

791302 DS **Scissors**, with tungsten carbide inserts, curved, sharp/blunt, length 14.5 cm, color code: one black handle ring, one gold-plated handle ring

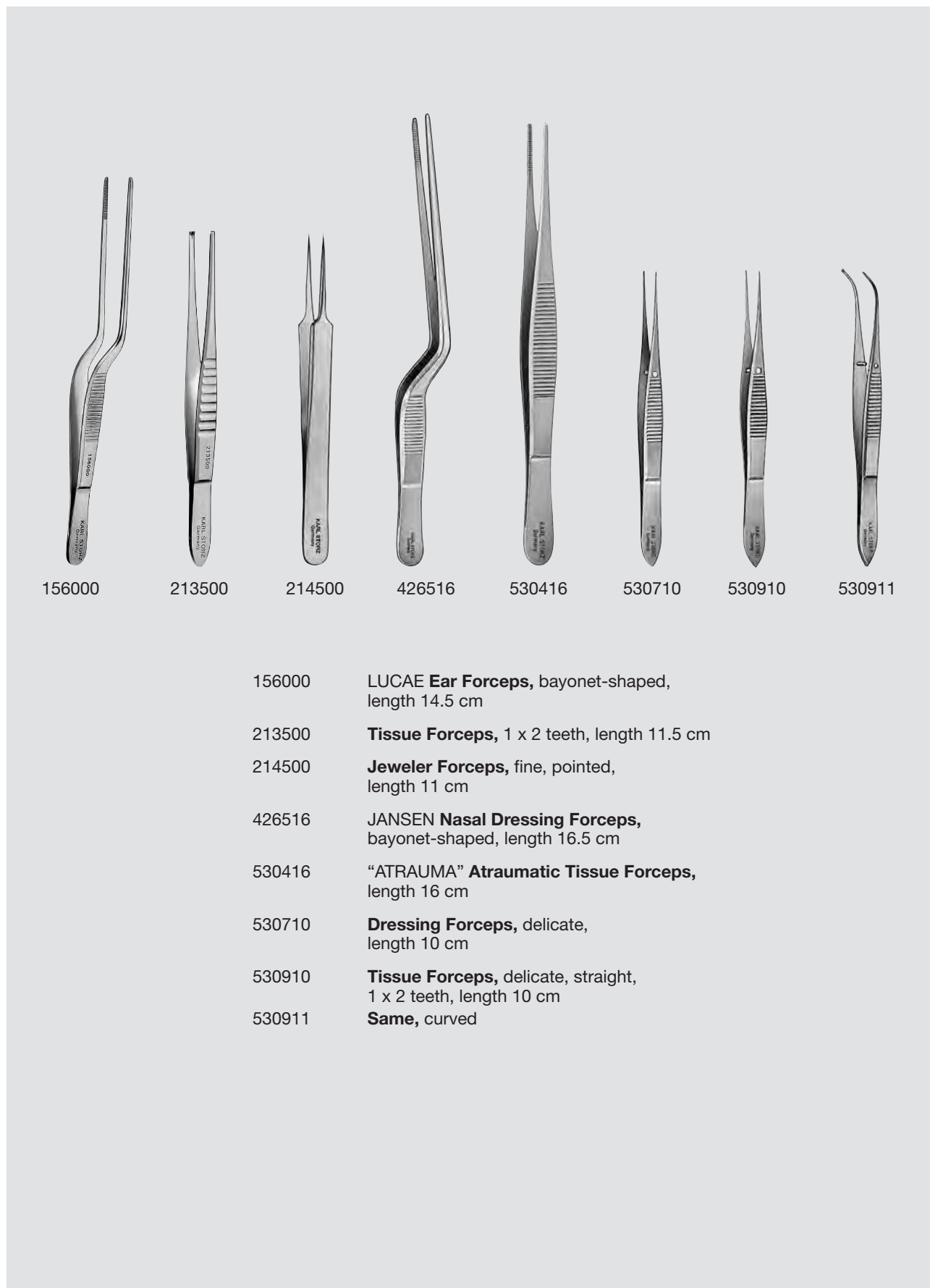
791302 DST **Same**, with titanium-nitride coating, color code: copper

791815 DS REYNOLDS **Dissecting Scissors**, curved, small tips, length 15 cm, color code: one gold-plated handle ring

792013 DS MAYO **Dissecting Scissors**, with tungsten carbide inserts, curved, length 15 cm, color code: one black handle ring, one gold-plated handle ring

792013 DST **Same**, with titanium-nitride coating, length 14.5 cm, color code: copper

Dressing and Tissue Forceps



156000

213500

214500

426516

530416

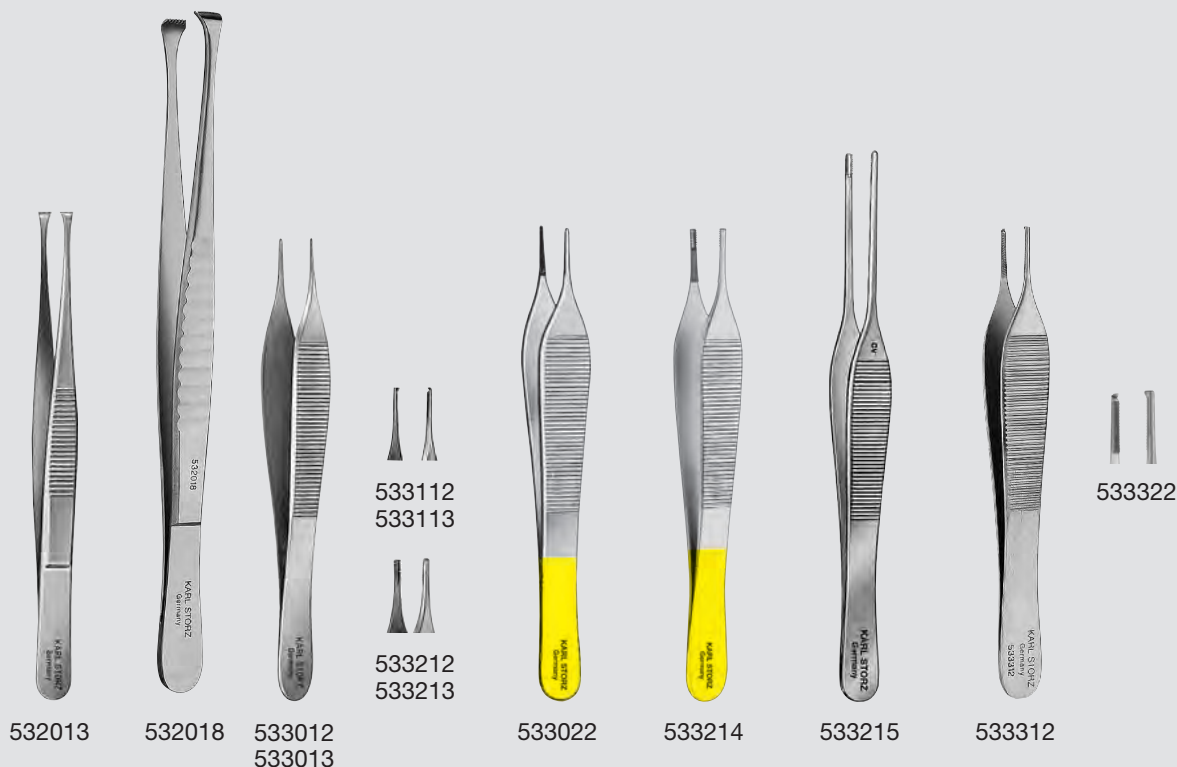
530710

530910

530911


- 156000 **LUCAE Ear Forceps**, bayonet-shaped, length 14.5 cm
- 213500 **Tissue Forceps**, 1 x 2 teeth, length 11.5 cm
- 214500 **Jeweler Forceps**, fine, pointed, length 11 cm
- 426516 **JANSEN Nasal Dressing Forceps**, bayonet-shaped, length 16.5 cm
- 530416 **“ATRAUMA” Atraumatic Tissue Forceps**, length 16 cm
- 530710 **Dressing Forceps**, delicate, length 10 cm
- 530910 **Tissue Forceps**, delicate, straight, 1 x 2 teeth, length 10 cm
- 530911 **Same**, curved

Dressing and Tissue Forceps



- 532013 **Tissue Forceps**, straight, with 7 x 8 fine teeth, length 13 cm
- NEW** 532018 **STÖVER Tissue Forceps**, straight, with 7 x 8 fine teeth, length 18 cm
- 533012 **ADSON Dressing Forceps**, serrated, length 12 cm
- 533013 **Same**, micro-model
- 533022 **Same**, tungsten carbide inserts
- 533112 **ADSON Tissue Forceps**, 1 x 2 teeth, length 12 cm
- 533113 **Same**, micro-model
- 533212 **ADSON-BROWN Tissue Forceps**, atraumatic, fine side grasping teeth, length 12 cm
- 533213 **Same**, micro-model
- 533214 **ADSON-BROWN Tissue Forceps**, atraumatic, fine side grasping teeth, tungsten carbide inserts, width 1.5 mm, length 12 cm
- 533215 **GLANZ Forceps**, atraumatic, fine side grasping teeth, with extra long tips for better view and work in the depth, length 15 cm
- 533312 **ADSON Tissue Forceps**, serrated, 1 x 2 teeth, length 12 cm
- 533322 **ADSON Tissue Forceps**, serrated, 1 x 2 teeth, tungsten carbide inserts, length 12 cm

Dressing Forceps



- 792301 **Dressing Forceps**, standard width, length 13 cm
- 792302 **Same**, medium
- 792303 **Same**, narrow
- 792314 **Dressing Forceps**, tungsten carbide inserts, width 1.8 mm, length 14.5 cm
- 792318 **Same**, length 18 cm
- 792320 **Atraumatic Tissue Forceps**, tungsten carbide inserts, serrated, length 20 cm
- 792401 **Dressing Forceps**, standard width, length 14.5 cm
- 792402 **Same**, medium
- 792403 **Same**, narrow
- 792601 **Dressing Forceps**, standard width, length 16 cm
- 792602 **Same**, medium
- 792603 **Same**, narrow
- 750000 **Forceps**, serrated, width 4 mm, length 20 cm
- 750001 **Same**, width 1.8 mm
- 793115 **Suture Forceps**, short curved, delicate, smooth jaw, length 15 cm
- 793117 **Same**, length 17 cm

11-03z

Forceps



793215



793216



793220



793225



793918

- 793215 HELMS **Forceps**, pointed, atraumatic, for suturing and grasping of delicate tissue, with long, slender front part for greater depth of field, length 15 cm
- 793216 GILLIES **Tissue Forceps**, serrated, 1 x 2 teeth, length 15.5 cm
- 793220 WAUGH **Tissue Forceps**, serrated, 1 x 2 teeth, length 20 cm
- 793225 **Same**, length 25 cm
- 793918 WAUGH **Tissue Forceps**, 1 x 2 teeth, length 18 cm



793301
793401
793601
750112



793302
793402
793602
750111



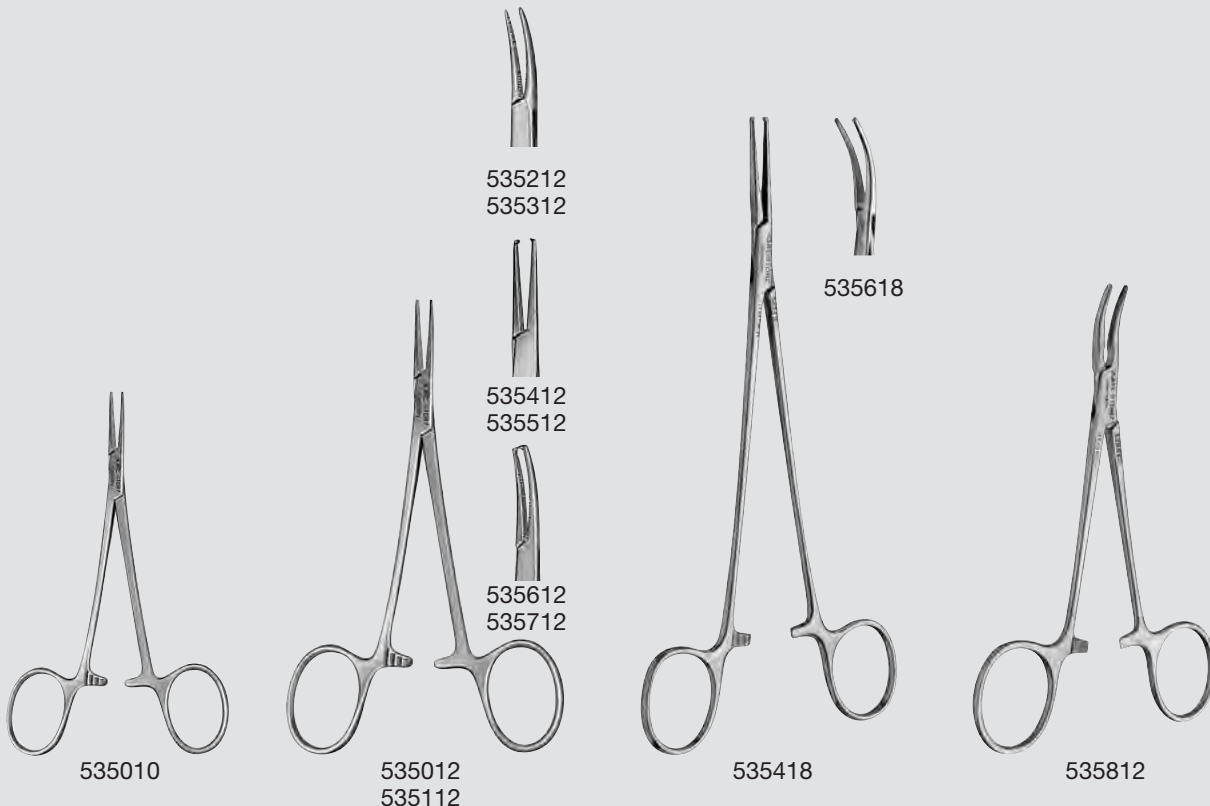
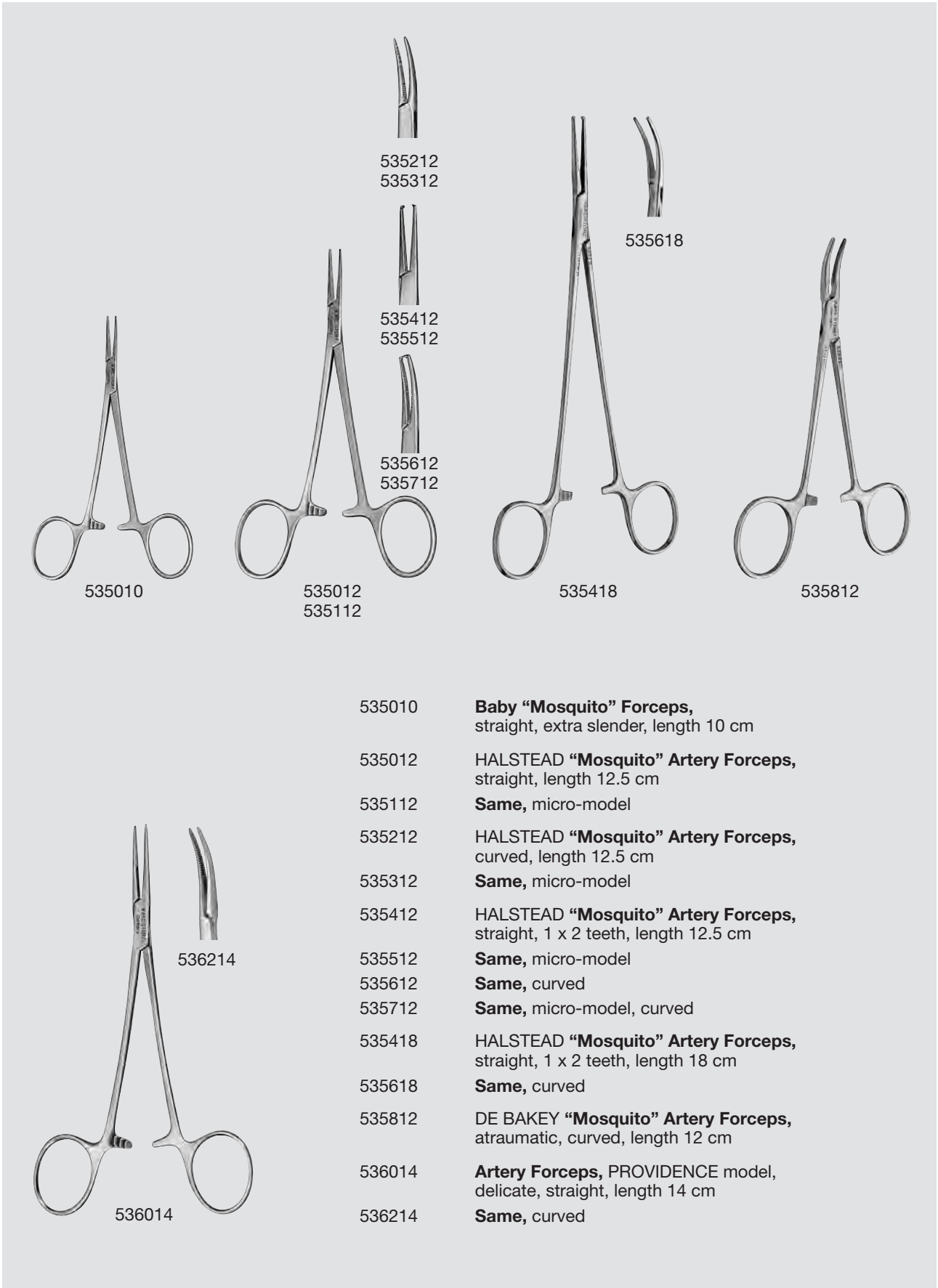
793303
793303 F
793403
793603



750123

- 793301 **Tissue Forceps**, 1 x 2 teeth, standard width, length 13 cm
- 793302 **Same**, medium
- 793303 **Same**, narrow
- 793303 F **Same**, slender, soft spring
- 793401 **Tissue Forceps**, 1 x 2 teeth, standard width, length 14.5 cm
- 793402 **Same**, medium
- 793403 **Same**, narrow
- 793601 **Tissue Forceps**, 1 x 2 teeth, standard width, length 16 cm
- 793602 **Same**, medium
- 793603 **Same**, narrow
- 750111 **Tissue Forceps**, 1 x 2 teeth, width 2 mm, length 20 cm
- 750112 **Same**, width 3.5 mm
- 750123 **Tissue Forceps**, 2 x 3 teeth, width 4.5 mm, length 20 cm
- 750134 **Tissue Forceps**, 3 x 4 teeth, width 4.5 mm, length 20 cm

Artery Forceps



- 535010 **Baby “Mosquito” Forceps,**
straight, extra slender, length 10 cm
- 535012 **HALSTEAD “Mosquito” Artery Forceps,**
straight, length 12.5 cm
- 535112 **Same,** micro-model
- 535212 **HALSTEAD “Mosquito” Artery Forceps,**
curved, length 12.5 cm
- 535312 **Same,** micro-model
- 535412 **HALSTEAD “Mosquito” Artery Forceps,**
straight, 1 x 2 teeth, length 12.5 cm
- 535512 **Same,** micro-model
- 535612 **Same,** curved
- 535712 **Same,** micro-model, curved
- 535418 **HALSTEAD “Mosquito” Artery Forceps,**
straight, 1 x 2 teeth, length 18 cm
- 535618 **Same,** curved
- 535812 **DE BAKEY “Mosquito” Artery Forceps,**
atraumatic, curved, length 12 cm
- 536014 **Artery Forceps, PROVIDENCE model,**
delicate, straight, length 14 cm
- 536214 **Same,** curved

1-914

Artery Forceps



536414

536514



536814
536816



536909



536914
536916



537014



537214 537314



537222



539330



539327

- 536414 CRILE **Artery Forceps**, straight, length 14 cm
- 536514 **Same**, curved
- 536814 KELLY **Artery Forceps**, straight, length 14 cm
- 536816 **Same**, length 16 cm
- 536909 **Dissecting and Ligature Forceps**, straight, smooth jaws, length 9.5 cm
- 536914 KELLY **Artery Forceps**, curved, length 14 cm
- 536916 **Same**, length 16 cm
- 537014 **Dissecting Forceps**, straight, without ratchet, length 14 cm
- 537214 **Same**, slightly curved
- 537314 **Same**, strongly curved
- 537222 **Artery Forceps**, slightly curved, without ratchet, length 22.5 cm
- 539320 **Bulldog Clamp**, straight, length 5 cm
- 539330 **Same**, curved
- 539327 DIEFENBACH **Bulldog Clamp**, curved, length 4 cm

Artery Forceps



789610



789614



794014 –
794020

794214 –
794220



794228



794514 –
794520

794814 –
794820

- 789610 **Forceps**, for parotidectomy, KIEL model, angled, length 17 cm
- 789614 **Parotid Spreading Forceps**, curved, fine, length 14 cm
- 794014 **ROCHESTER-PEAN Artery Forceps**, straight, length 14 cm
- 794016 **Same**, length 16 cm
- 794018 **Same**, length 18 cm
- 794020 **Same**, length 20 cm
- 794214 **ROCHESTER-PEAN Artery Forceps**, curved, length 14 cm
- 794216 **Same**, length 16 cm
- 794218 **Same**, length 18 cm
- 794220 **Same**, length 20 cm
- 794228 **ADSON Artery Forceps**, curved 90°, slender, length 18 cm
- 794514 **OCHSNER-KOCHER Artery Forceps**, straight, 1 x 2 teeth, length 14 cm
- 794516 **Same**, length 16 cm
- 794518 **Same**, length 18 cm
- 794520 **Same**, length 20 cm
- 794814 **OCHSNER-KOCHER Artery Forceps**, curved, 1 x 2 teeth, length 14 cm
- 794816 **Same**, length 16 cm
- 794818 **Same**, length 18 cm
- 794820 **Same**, length 20 cm

Forceps



795015
795016



795115



795720



795820
795826



795890

795015

ALLIS Forceps, 4 x 5 teeth, length 15 cm

795016

Same, 5 x 6 teeth

795115

BRAUN Hook Forceps, 4 x 4 teeth, length 15.5 cm

795720

GROSS-MAIER Dressing and Sponge Holding Forceps, straight, with groove, without ratchet, length 20 cm

795820

GROSS Dressing and Sponge Holding Forceps, straight, with ratchet, length 20 cm

795826

MAIER Dressing and Sponge Holding Forceps, straight, with ratchet, length 26.5 cm

795890

Foreign Body Forceps, slightly curved, serrated, with ratchet, length 21 cm

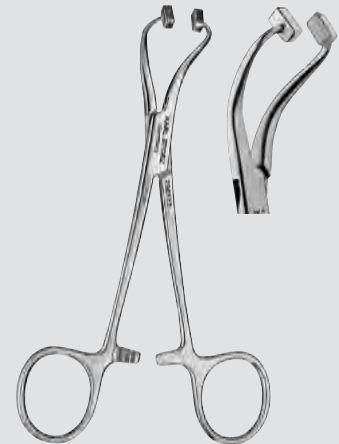
Towel Forceps



796008 –
796013



796109



796113



796209



796413



796699

796008 **BACKHAUS Towel Forceps**,
length 9 cm

796011 **Same**, length 11 cm

796013 **Same**, length 13 cm

796109 **Towel Forceps**, with serrated inserts,
length 9.5 cm, for paper cover sheets

796113 **Towel Forceps**, with serrated inserts,
length 13 cm, for paper cover sheets

796209

SCHÄDEL Towel Forceps,
length 9 cm

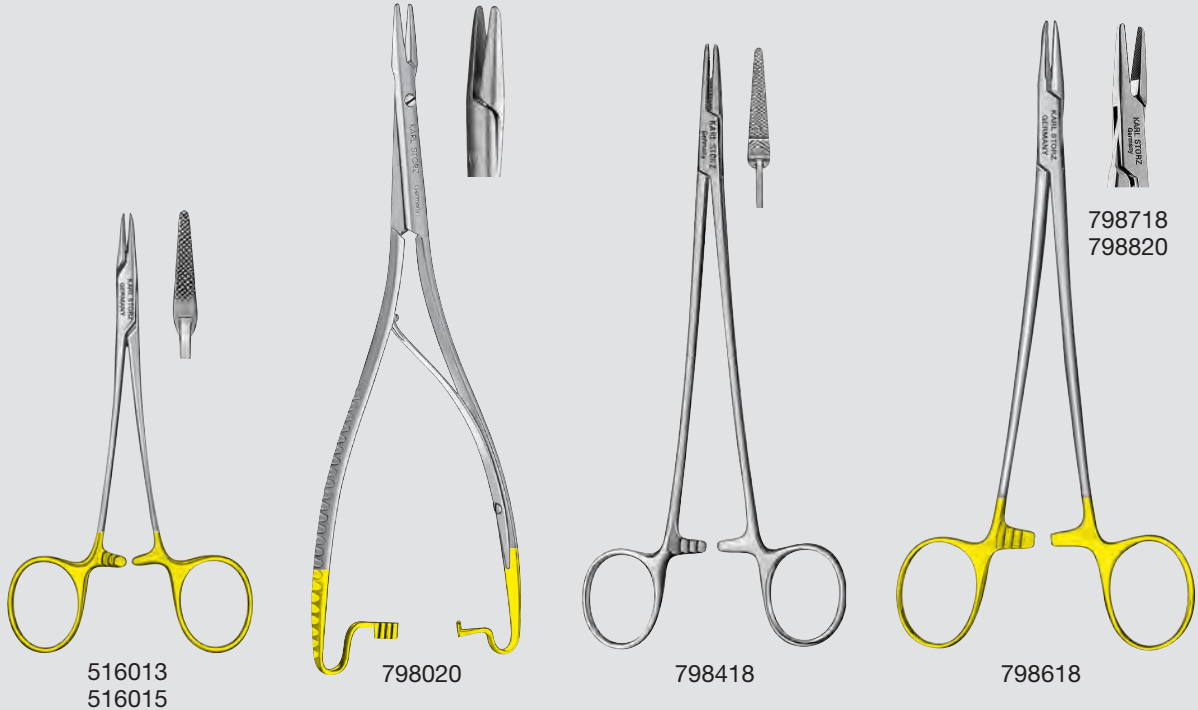
796413

EDNA-LORNA Towel Forceps,
serrated, non-perforating,
length 13 cm

796699

Safety Pin, for holding
ring handle instruments,
length 14 cm

Needle Holders



- 516013 **Needle Holder**, tungsten carbide inserts, length 13 cm
- 516015 **Same**, length 15 cm
- 798020 **MATHIEU Needle Holder**, tungsten carbide jaws, slender, length 20 cm
- 798418 **HEGAR Needle Holder**, slender, length 18 cm
- 798618 **Same**, tungsten carbide inserts
- 798718 **HEGAR-MAYO Needle Holder**, tungsten carbide inserts, robust, length 18 cm
- 798820 **HEGAR Needle Holder**, tungsten carbide inserts, robust, length 20 cm
- 799016 **DRAF Micro Needle Holder**, extra fine, coated jaws, matt finish, polished handle rings, length 16.5 cm
- 800001 **DESCHAMPS Ligature Needle**, curved to right, length 20 cm
- 800002 **Same**, curved to left
- 800005 **FISCH Aneurysm Needle**, curved, length 20 cm

8-874



799114



799214



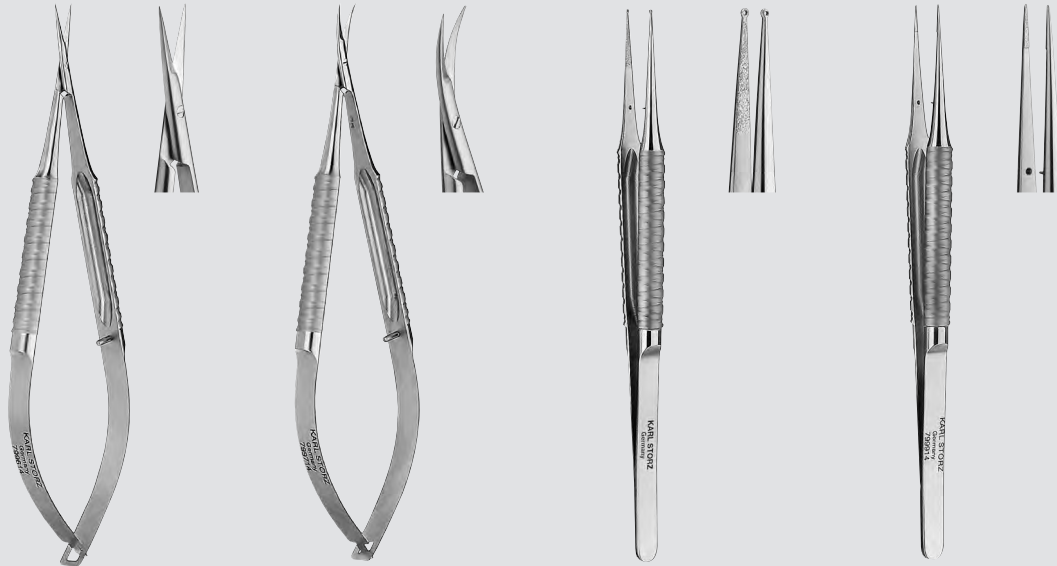
799314



799414



- 799114 BARRAQUER **Micro Needle Holder**, with round spring handle, straight, smooth-coated jaws, with ratchet, length 14 cm
- 799116 **Same**, length 16 cm
- 799118 **Same**, length 18 cm
- 799214 BARRAQUER **Micro Needle Holder**, with round spring handle, curved, smooth-coated jaws, with ratchet, length 14 cm
- 799216 **Same**, length 16 cm
- 799218 **Same**, length 18 cm
- 799314 BARRAQUER **Micro Needle Holder**, with round spring handle, straight, serrated, tungsten carbide jaws, with ratchet, length 14 cm
- 799316 **Same**, length 16 cm
- 799318 **Same**, length 18 cm
- 799414 BARRAQUER **Micro Needle Holder**, with round spring handle, curved, serrated, tungsten carbide jaws, with ratchet, length 14 cm
- 799416 **Same**, length 16 cm
- 799418 **Same**, length 18 cm



799614

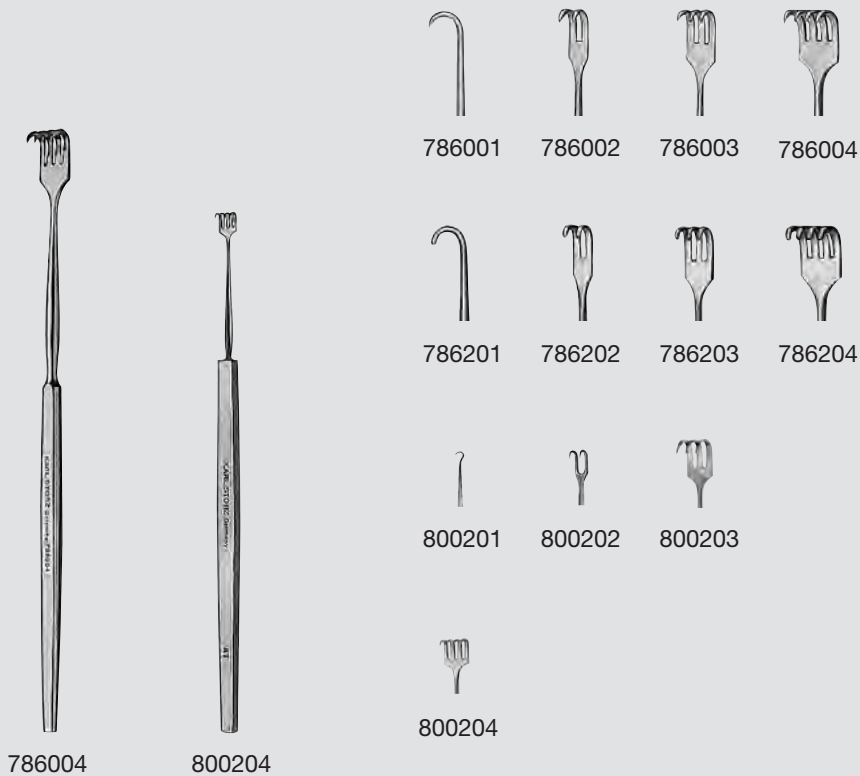
799714

799814

799914

- 799614 **Micro Scissors**, with round spring handle, straight, serrated cutting edge, length 14 cm
- 799616 **Same**, length 16 cm
- 799618 **Same**, length 18 cm
- 799714 **Micro Scissors**, with round spring handle, curved, serrated cutting edge, length 14 cm
- 799716 **Same**, length 16 cm
- 799718 **Same**, length 18 cm
- 799814 **Micro Ring Forceps**, with round spring handle, straight, coated, length 14 cm
- 799816 **Same**, length 16 cm
- 799818 **Same**, length 18 cm
- 799914 **Micro Forceps**, with round spring handle, straight, coated, length 14 cm
- 799916 **Same**, length 16 cm
- 799918 **Same**, length 18 cm

Retractors



- 786001 **Retractor**, sharp, 1 prong, length 17 cm
- 786002 **Same**, 2 prongs
- 786003 **Same**, 3 prongs
- 786004 **Same**, 4 prongs
- 786201 **Retractor**, blunt, 1 prong, length 17 cm
- 786202 **Same**, 2 prongs
- 786203 **Same**, 3 prongs
- 786204 **Same**, 4 prongs
- 800201 **Retractor**, extra fine, sharp, 1 prong, length 12 cm
- 800202 **Same**, 2 prongs
- 800203 **Retractor**, extra fine, sharp, 3 prongs, length 13 cm
- 800204 **Retractor**, extra fine, sharp, 4 prongs, length 13 cm

Retractors



800401 VOLKMANN Retractor, sharp, 1 prong, length 21 cm

800402 **Same**, 2 prongs

800403 **Same**, 3 prongs

800404 **Same**, 4 prongs

800406 **Same**, 6 prongs

800408 VOLKMANN Retractor, sharp, 8 prongs, length 22 cm

800411 VOLKMANN Retractor, sharp, 1 prong, long curve for cheekbone, length 21 cm

800422 VOLKMANN Retractor, semisharp, 2 prongs, size 8.5 x 8 mm, length 22 cm

800424 VOLKMANN Retractor, semisharp, 4 prongs, length 21 cm

800426 **Same**, 6 prongs

800501 VOLKMANN Retractor, blunt, 1 prong, length 21 cm

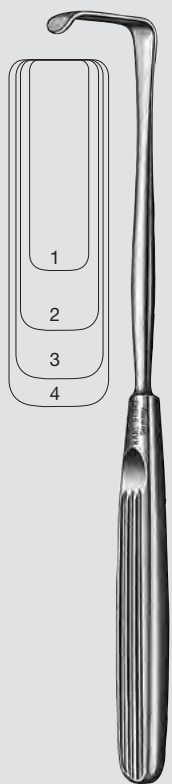
800502 **Same**, 2 prongs

800503 **Same**, 3 prongs

800504 **Same**, 4 prongs

800506 **Same**, 6 prongs

Retractors



801001 –
801004



801020



801022



801025



801201



801202



801203

- 801001 **LANGENBECK Retractor**,
size 1, 25 x 7.5 mm,
length 22 cm
- 801002 **Same**, size 2, 31 x 9 mm
- 801003 **Same**, size 3, 37 x 10.5 mm
- 801004 **Same**, size 4, 40 x 12 mm
- 801020 **LANGENBECK-GREEN**
Retractor, with flat handle,
10 x 4 mm, length 16 cm
- 801022 **Same**, 16 x 6 mm
- 801025 **Same**, 24 x 6 mm

- 801201 **MIDDELDORPF Retractor**,
with grid handle, small, size 1,
15 x 15 mm, length 20 cm
- 801202 **Same**, medium, size 2, 20 x 20 mm
- 801203 **Same**, large, size 3, 28 x 28 mm

Retractors



801403


801404



801414




801600



801700




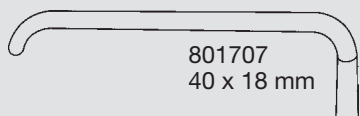

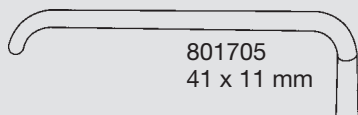
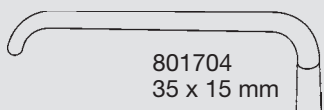
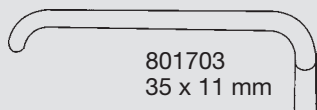
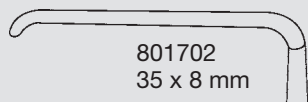
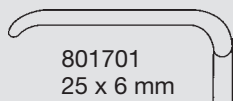
801800



58147

- 801403 **ISRAEL Retractor**, blunt, 3 prongs, size 36 x 30 mm, length 22 cm
- 801404 **Same**, 4 prongs, size 40 x 40 mm, length 24 cm
- 801414 **GLANZ Retractor**, blunt, 4 prongs, curved backwards, size 30 x 12 mm, length 21 cm, for retraction of the jugular vein during throat surgery
- 801600 **LANGENBECK Retractor**, oval blade, size 60 x 20 mm, length 21.5 cm
- 801700 **Same**, rectangular blade
- 801800 **LANGENBECK Retractor**, size 33 x 14 mm, length 21.5 cm
- 58147 **Orbital Retractor**, angled 80°, with scale, with flat handle, size 40 x 8 mm, length 16 cm

Retractors



801701 –
801706

801707
801708

801701 **KOCHER-LANGENBECK Retractor**, size 25 x 6 mm, length 21.5 cm

801702 **Same**, size 35 x 8 mm

801703 **Same**, size 35 x 11 mm

801704 **Same**, size 35 x 15 mm

801705 **Same**, size 41 x 11 mm

801706 **Same**, size 55 x 11 mm

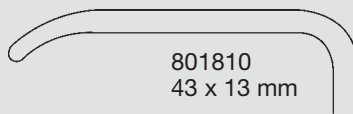
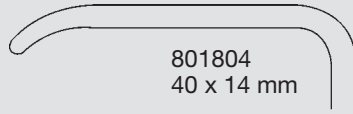
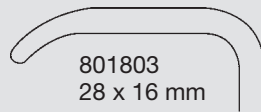
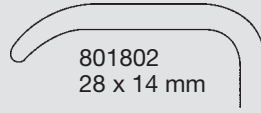
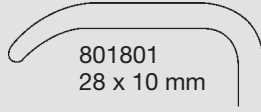
801707 **KOCHER Retractor**, size 40 x 18 mm, length 23 cm

801708 **KOCHER-LANGENBECK Retractor**, size 65 x 14 mm, length 21.5 cm

Retractors



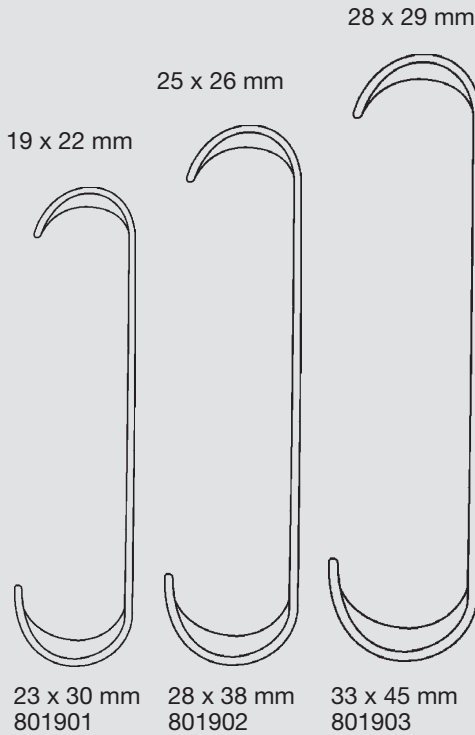
801801 –
801810



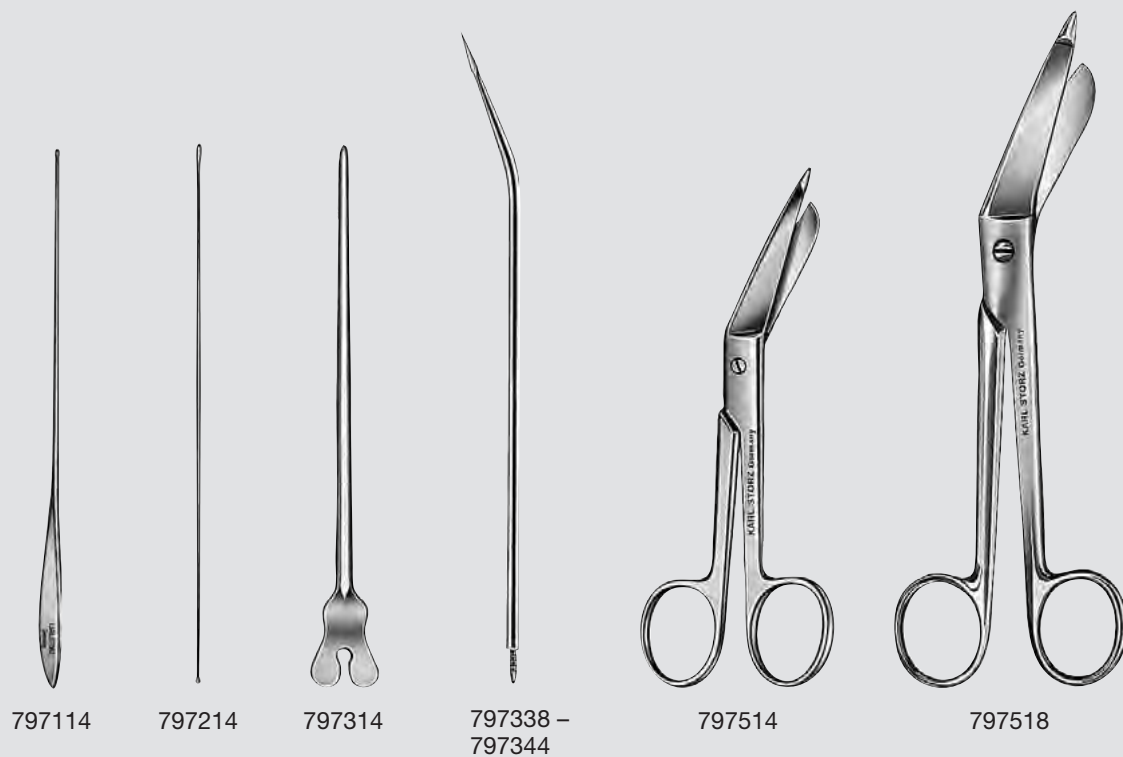
- 801801 LANGENBECK Retractor, size 28 x 10 mm, length 21 cm
- 801802 Same, size 28 x 14 mm
- 801803 Same, size 28 x 16 mm
- 801804 Same, size 40 x 14 mm
- 801810 Same, size 43 x 13 mm



801901 –
801903



- 801901 ROUX Retractor, 19 x 22 mm and 23 x 30 mm, length 14.5 cm
- 801902 ROUX Retractor, 25 x 26 mm and 28 x 38 mm, length 15.5 cm
- 801903 ROUX Retractor, 28 x 29 mm and 33 x 45 mm, length 16.5 cm



- 797114 **Myrtle Leaf Probe**, diameter 1.5 mm, length 14.5 cm
- 797214 **Bulbous Probe**, diameter 1.5 mm, length 14.5 cm
- 797314 **Grooved Director**, length 14.5 cm
- 797338 **Redon Guide Needle**, angled,
with lancet tip, 8 Fr.
- 797340 **Same**, 10 Fr.
- 797342 **Same**, 12 Fr.
- 797344 **Same**, 14 Fr.
- 797514 **LISTER Bandage Scissors**, length 14 cm
- 797518 **Same**, length 18 cm

NEW Holders for Endoscopes and Suction Tubes

Special Features:

- Secure, defined resting place during surgical interventions
- Time-saving due to continuous access to endoscopes/suction holders in specific, fixed position
- In ideal cases allows surgeons independent access to instruments
- Holders can be easily mounted to an instrument table



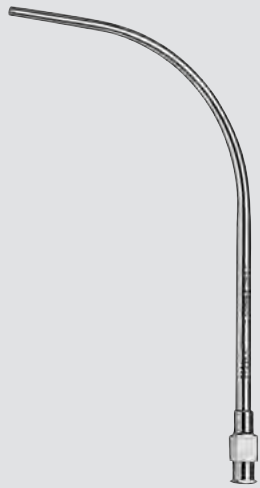
8997 E



8997 K

8997 E **Endoscope Holder**, for mounting to the instrument table, for secure and optimized storage of endoscopes up to diameter 5 mm

8997 K **Suction Tube Holder**, for mounting to the instrument table, for secure and optimized storage of suction tubes




771506



810502



810503



810505



810506



810802



810805



810806



810810

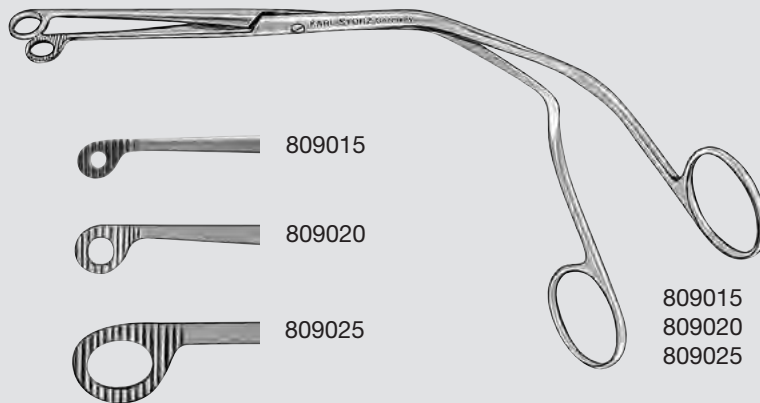
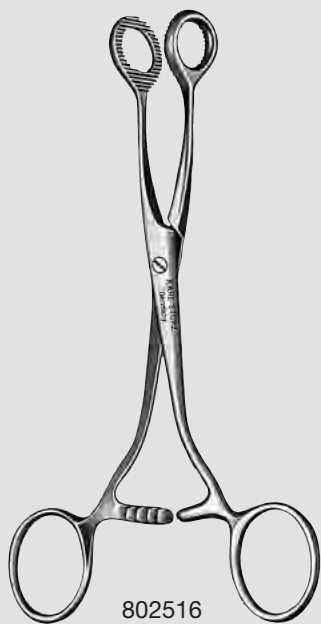
810820

810840



810830

- 771506 **Larynx Cannula**, LUER-Lock, length 13 cm
- 810502 **Needle, Tonsil**, LUER-Lock, straight, long
- 810503 **Same**, 90° forward angle
- 810505 **Needle, Septum**, LUER-Lock, bayonet-shaped
- 810506 **Same**, angular
- 810802 **Cup Medicine**, 25 cm³, diameter 60 mm, height 28 mm
- 810805 **Cup Medicine**, 50 cm³, diameter 57 mm, height 47 mm
- 810806 **Cup Medicine**, 60 cm³, diameter 70 mm, height 33 mm
- 810810 **Cup Medicine**, 100 cm³, diameter 80 mm, height 30 mm
- 810820 **Cup Medicine**, 200 cm³, diameter 100 mm, height 50 mm
- 810830 **Cup Medicine**, 300 cm³, diameter 95 mm, height 65 mm
- 810840 **Cup Medicine**, 400 cm³, diameter 130 mm, height 65 mm



- 802516 **COLLIN Tongue Seizing Forceps**, length 16 cm
- 809015 **MAGILL Forceps**, for the introduction of endo-tracheal tubes, for infants and small children, length 15 cm
- 809020 **Same**, for children, length 20 cm
- 809025 **Same**, for adults, length 25 cm



810803



810850



815200 –
815213



815500



820517 –
820527

- 810803 **Cup Medicine**, stainless steel, diameter 65 mm, height 20 mm
- 810850 **Cup Medicine**, with handle, 350 cm³, diameter 70 mm, height 90 mm
- 815200 **Jar**, stainless steel, diameter 5 cm, height 17.5 cm
- 815213 **Same**, height 13 cm
- 815500 **Lamp, Alcohol**, glass, with lateral changing hole, 150 cm³
- 820517 **Kidney-Shaped Dressing Tray**, stainless steel, length 17 cm
- 820525 **Same**, length 25 cm
- 820527 **Same**, length 27.5 cm

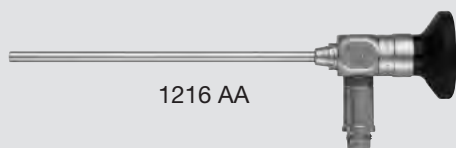
Special Features:

- Enables basic ENT examinations and function tests
- All instruments are stored securely in a special leather pouch



826201

826201 **ENT Diagnosis Set**, for outpatient basic ENT treatments including:
Leather Bag for ENT Diagnosis Set, with divided main compartment and 2 detachable side pockets
Nystagmus Spectacles, small model without illumination
LED Penlight, burning time approx. 50 hours in continuous operation with 2 Micro-AAA batteries (included)
Tuning Fork, A¹-440, with stand, small model
Tongue Depressor, wooden, width 19 mm, length 16 cm, package of 100



1216 AA



11301 D4



121300

1216 AA **HOPKINS® Straight Forward Telescope 0°**, for oto-nasopharyngoscopy, diameter 4 mm, length 11 cm, **autoclavable**, fiber optic light transmission incorporated, color code: green

11301 D4 **Battery Light Source LED for Endoscopes**, with fast screw thread, brightness > 110 lm / > 150 klx, burning time > 120 min, weight approx. 150 g ready for use, **suitable for wipe disinfection**, with 2 Photo Batteries 121306 P

121300 **HEINE Otoscope**, otoscope head with fiber optic light transmission incorporated including:
Ear Specula, outer diameter 2.5 – 5 mm
Battery Handle
2x 1.5 Volt Battery
Spare Lamp

Please note: Image for 826201 also contains optional accessories.

Components/Spare Parts see chapter 16

ENT Trolley for Visits



826101

826101

ENT Trolley for Visits, aluminium case, silver, weight: 5.5 kg, with spacious compartments for documents and notebook, inner dimensions (w x h x d): 420 x 360 x 190 mm

Recommended contents:

| | | | |
|------------|---|------------|---|
| 094120 | LED Headlight , light model, with white light , rechargeable battery box on headband, illumination area adjustable from 10 – 100 mm in diameter with 40 cm working distance | 403555 | KILLIAN-STRUYSCKEN Nasal Speculum , standard model, blade length 55 mm, length 13.5 cm |
| 122003 | HARTMANN Ear Speculum , standard model, outer diameter 3 mm, length 3.6 cm | 423700 | REUTER Epistaxis Balloon Catheter , sterile |
| 2x 122004 | Same , outer diameter 4 mm | 10x 740000 | BRÜNINGS Tongue Depressor , length 19 cm |
| 3x 122005 | Same , outer diameter 5 mm | 4x 767901 | Laryngeal Mirror , with handle, size 1 |
| 3x 122006 | Same , outer diameter 6 mm | 6x 767906 | Same , size 6 |
| 122007 | Same , outer diameter 7.5 mm | 785005 | BRÜNINGS Life-Saving Tube , outer diameter 5 mm, length 20 cm |
| 150100 | STACKE Ear Probe , silver, length 10.5 cm | 785007 | Same , outer diameter 7 mm |
| 10x 151011 | Cotton Applicator , standard model, triangular serrated, diameter 1.1 mm, working length 13 cm | 791202 | Scissors , curved, sharp/blunt, length 14.5 cm |
| 2x 152301 | Ear Hook , without ball end, size 1, length 15.5 cm | 792402 | Dressing Forceps , medium, length 14.5 cm |
| 2x 152202 | WAGENER Ear Hook , with ball end, size 2, length 15.5 cm | 793402 | Tissue Forceps , 1 x 2 teeth, medium, length 14.5 cm |
| 2x 153001 | WEBER-LOCH Ear Curette , size 1, length 14.5 cm | 15006 B | “ULTRA STOP” Antifog Solution , 25 ml, pipette bottle |
| 2x 153310 | BUCK Ear Curette , blunt, size 0, length 14.5 cm | 1216 AA | HOPKINS® Straight Forward Telescope 0° , for oto-nasopharyngoscopy, diameter 4 mm, length 11 cm, autoclavable , fiber optic light transmission incorporated, color code: green |
| 2x 153301 | Same , size 1 | 11301 D4 | Battery Light Source LED for Endoscopes , with fast screw thread, brightness > 110 lm / > 150 klx, burning time > 120 min, weight approx. 150 g ready for use, suitable for wipe disinfection , with 2 Photo Batteries 121306 P |
| 5x 156000 | LUCAE Ear Forceps , bayonet-shaped, length 14.5 cm | | |
| 162500 | STRÜMPFEL Ear Forceps , working length 8 cm | | |
| 5x 400500 | HARTMANN Nasal Speculum for adults, length 13 cm | | |
| 402000 | HALLE-TIECK Nasal Speculum , for infants, length 13 cm | | |

Accessories for Oto-Rhino-Laryngoscopy

Antifog Solution



15006 B



15006 C



15006 D

- | | |
|---------|---|
| 15006 B | “ULTRA STOP” Antifog Solution , 25 ml, pipette bottle |
| 15006 C | “ULTRA STOP” Antifog Solution , 30 ml, sterile, pierce bottle |
| 15006 D | “ULTRA STOP” Antifog Solution , 15 ml, atomizer bottle |



**BIPOLAR AND UNIPOLAR
COAGULATION**

TAKE-APART® Bipolar Forceps ^{NEW}


For use with Bipolar High Frequency Cords 26176 LE/LM/L/LA/LV



462020

TAKE-APART® CASTELNUOVO Bipolar Forceps, with fine jaws, width 2 mm, distally angled 45°, outer diameter 3.4 mm, working length 14 cm, with irrigation connector for cleaning including:


- Bipolar Ring Handle**
- Outer Sheath**
- Inner Sheath**
- Forceps Insert**



462023

TAKE-APART® Bipolar Forceps, with fine, short jaws, width 2 mm, distally angled 45°, outer diameter 3.4 mm, working length 14 cm, with irrigation connector for cleaning including:

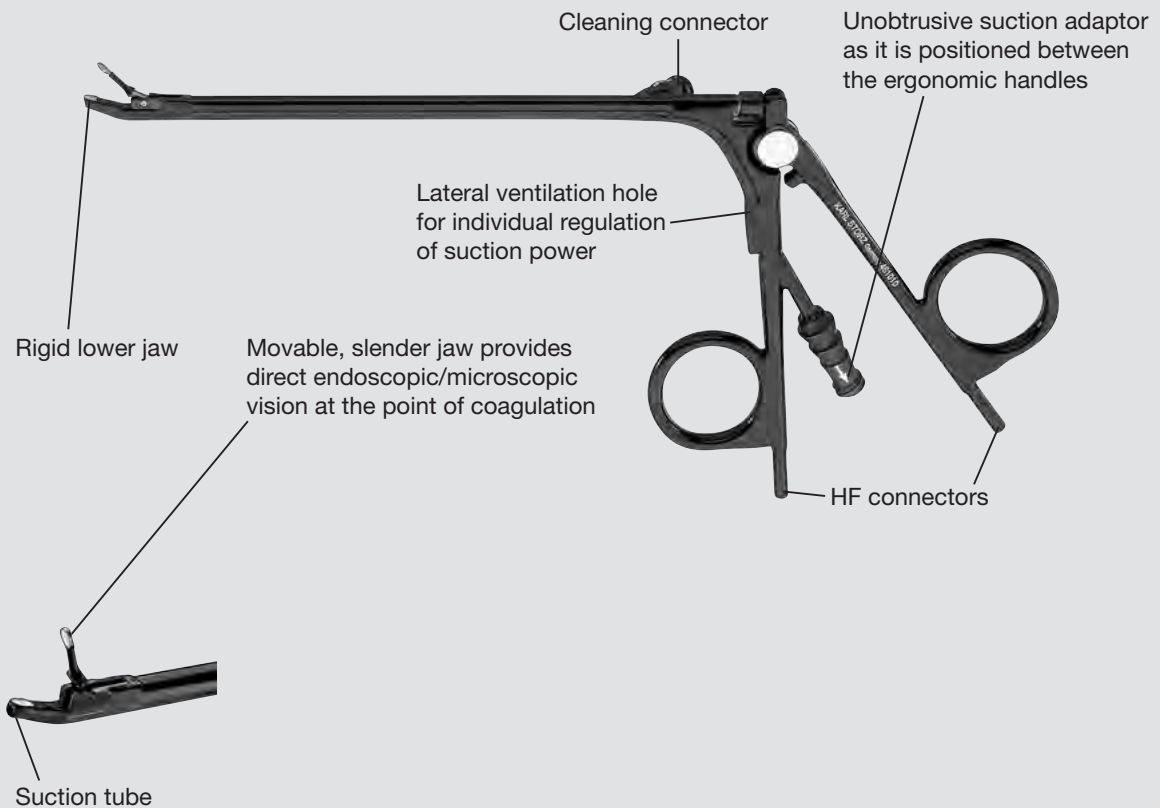
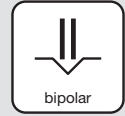
- Bipolar Ring Handle**
- Outer Sheath**
- Inner Sheath**
- Forceps Insert**



STAMMBERGER Bipolar Suction Forceps

Special Features:

- Design similar to standard paranasal grasping forceps
- Integrated suction channel
- Individual suction power regulation
- Bipolar coagulation
- Insulated except for small coagulation area on the instrument tip
- Single action jaws
- Distance between cautery poles may be varied, enabling punctual and extensive coagulation
- Special design of the movable jaw provides direct endoscopic/microscopic vision at the point of coagulation
- Two instrument heads: angled 15° and 45° to the instrument sheath
- Slim design enables good availability of previously hard to reach regions for cauterization



STAMMBERGER Bipolar Suction Forceps



Indications/Applications:

- Arterial bleeding (ethmoidal, sphenopalatine and maxillary arteries, turbinate and septum vessels)
- Skull base surgery
- Oozing hemorrhage from the mucosa edges
- Pituitary gland surgery
- Vascular processes, i.e. nasopharyngeal fibroma
- Epistaxis
- Rendu-Osler-Weber disease
- Secondary hemorrhage, i.e. from adenotomes in the nasopharynx
- Edema prevention, shrinkage of mucosa (for example, posterior end of the turbinate)
- Turbinate cauterization



461010



461010

STAMMBERGER **Bipolar Suction Forceps**, 15° upturned, with suction channel, for bipolar coagulation in paranasal areas, working length 12.5 cm, for use with Bipolar High Frequency Cords 847002 E or 847002 A/M/V/U



461015



461015


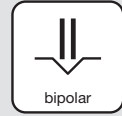
STAMMBERGER **Bipolar Suction Forceps**, 45° upturned, with suction channel, for bipolar coagulation in paranasal areas, working length 12.5 cm, for use with Bipolar High Frequency Cords 847002 E or 847002 A/M/V/U

Bipolar High Frequency Cords see page 418

Bipolar Forceps

Special Features:

- Bipolar coagulation
 - Insulated except for small coagulation area on the instrument tip
 - Single action jaws
 - Distance between cautery poles may be varied, enabling punctual and extensive coagulation
 - With and without suction
- Special design of the movable jaw provides direct endoscopic/microscopic vision at the point of coagulation
 - Slim design enables good availability of previously hard to reach regions for cauterization




8615 A



8615 A

Bipolar Forceps, jaws 45° upturned, for bipolar coagulation in larynx, working length 23 cm, for use with Bipolar High Frequency Cords 847002 E or 847002 A/M/V/U



8615 AS



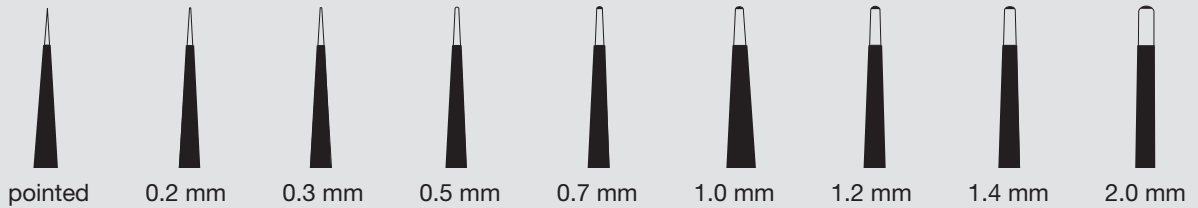
8615 AS

Bipolar Suction Forceps, jaws 45° upturned, with suction channel, for bipolar coagulation in larynx, working length 23 cm, for use with Bipolar High Frequency Cords 847002 E or 847002 A/M/V/U

Bipolar High Frequency Cords see page 418

Bipolar Coagulation Forceps

Bipolar Coagulation Forceps, insulated
for use with Bipolar High Frequency Cords 847000 or 847000 A/E/M/V














| | | |
|---|----------|---|
|  | 841116 | Bipolar Coagulation Forceps, insulated, straight, pointed, length 16 cm |
|  | 841216 | Same, blunt, tip 1 mm, length 16 cm |
|  | 841216 G | Same, blunt, with silver tip, tip 1 mm |
|  | 841219 | Same, blunt, tip 1 mm, length 19 cm |
|  | 841219 G | Same, blunt, with silver tip, tip 1 mm, length 19 cm |
|  | 842016 | Bipolar Coagulation Forceps, insulated, angled tip, very delicate, tip 0.5 mm, length 16 cm |
|  | 842116 | Bipolar Coagulation Forceps, insulated, angled tip, tip 0.5 mm, length 16 cm |
|  | 842216 | Bipolar Coagulation Forceps, insulated, angled tip, blunt, tip 1 mm, length 16 cm |
|  | 842216 G | Same, with silver tip |
|  | 842219 | Same, blunt, tip 2 mm, length 19 cm |
|  | 842219 G | Same, blunt, with silver tip, tip 2 mm, length 19 cm |
|  | 842319 | Same, length 19 cm |
|  | 842319 G | Same, with silver tip, length 19 cm |

Bipolar Coagulation Forceps

Bipolar Coagulation Forceps, insulated
for use with Bipolar High Frequency Cords 847000 or 847000 A/E/M/V













- | | | |
|---|----------|---|
|  | 843016 | Bipolar Coagulation Forceps, insulated, angular, very delicate, tip 0.2 mm, length 16 cm |
|  | 843016 F | Same, grip insulated, front part not insulated, pointed |
|  | 843116 | Bipolar Coagulation Forceps, insulated, angular, pointed, length 16 cm |
|  | 843219 | Bipolar Coagulation Forceps, insulated, angular, blunt, with integrated suction channel for epistaxis, with cut-off hole, length 19 cm |
|  | 844116 | Bipolar Coagulation Forceps, insulated, bayonet-shaped, pointed, length 16 cm |
|  | 844216 | Same, blunt, tip 1 mm |
|  | 844216 G | Same, blunt, with silver tip, tip 1 mm |
|  | 844119 | Same, blunt, tip 2 mm, length 19 cm |
|  | 844219 | Same, blunt, tip 1 mm, length 19 cm |
|  | 844219 G | Same, blunt, with silver tip, tip 1 mm, length 19 cm |
|  | 844319 | Same, slender, tip 0.5 mm, length 19 cm |

Bipolar Coagulation Forceps

Bipolar Coagulation Forceps, insulated
for use with Bipolar High Frequency Cords 847000 or 847000 A/E/M/V



- | | | |
|---|----------|--|
|  | 844320 | Bipolar Coagulation Forceps, insulated, bayonet-shaped, blunt, with integrated suction channel and cut-off hole, tip 1.4 mm, length 20 cm |
|  | 844321 | Same, tip 2 mm, length 20 cm |
|  | 844421 | Bipolar Coagulation Forceps, insulated, bayonet-shaped, tip 0.3 mm, length 21 cm |
|  | 844423 | Same, length 23 cm |
|  | 844521 | Same, blunt, tip 0.7 mm, length 21 cm |
|  | 844523 | Same, tip 0.7 mm, length 23 cm |
|  | 844621 | Same, blunt, tip 1 mm, length 21 cm |
|  | 844623 | Same, blunt, tip 1.2 mm, length 23 cm |
|  | 844721 | Same, blunt, tip 2 mm, length 21 cm |
|  | 845219 | Bipolar Coagulation Forceps, insulated, angled tip, bayonet-shaped, blunt, tip 2 mm, length 19 cm |
| | 845219 G | Same, with silver tip |

Bipolar Coagulation Forceps

Bipolar Coagulation Forceps, insulated
for use with Bipolar High Frequency Cords 847000 or 847000 A/E/M/V



845518

Bipolar Coagulation Forceps, insulated, for nasopharynx, tip curved 60°, blunt, tip 2 mm, length 18 cm



845721

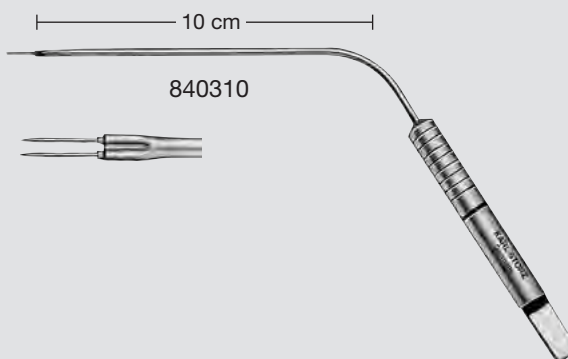
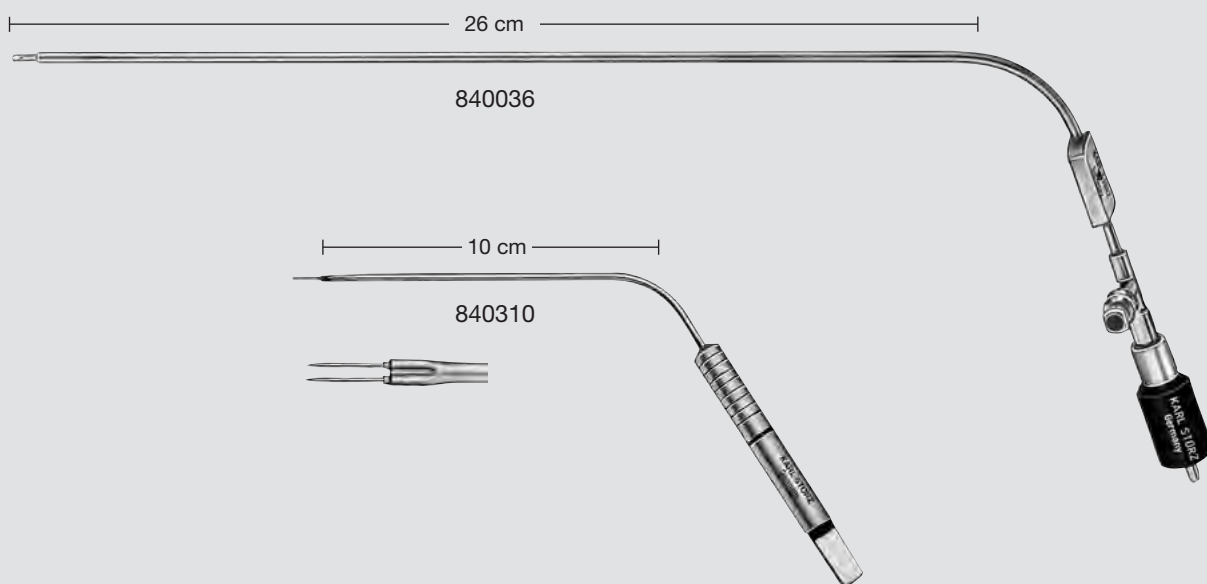
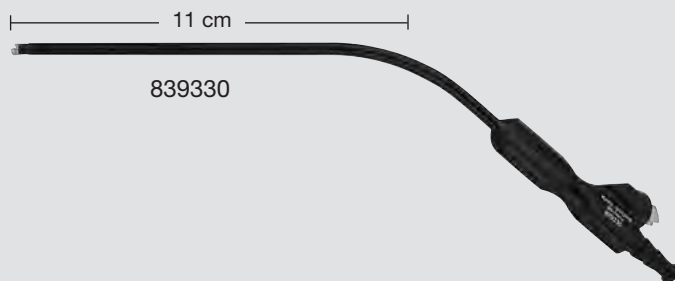

Bipolar Coagulation Forceps, insulated, for nasopharynx and adenoidectomy, tip with long 90° curve, with integrated suction channel, with cut-off hole, length 21 cm



845821

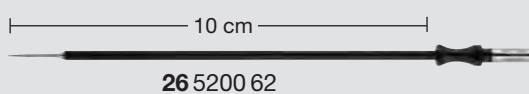
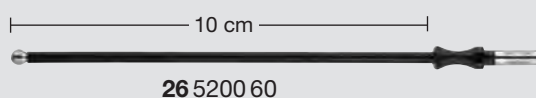

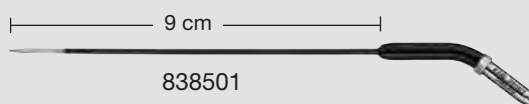
Bipolar Coagulation Forceps, insulated, for oral cavity and tonsillectomy, tip with short 45° curve, with integrated suction channel, with cut-off hole, length 21 cm

Bipolar Coagulation



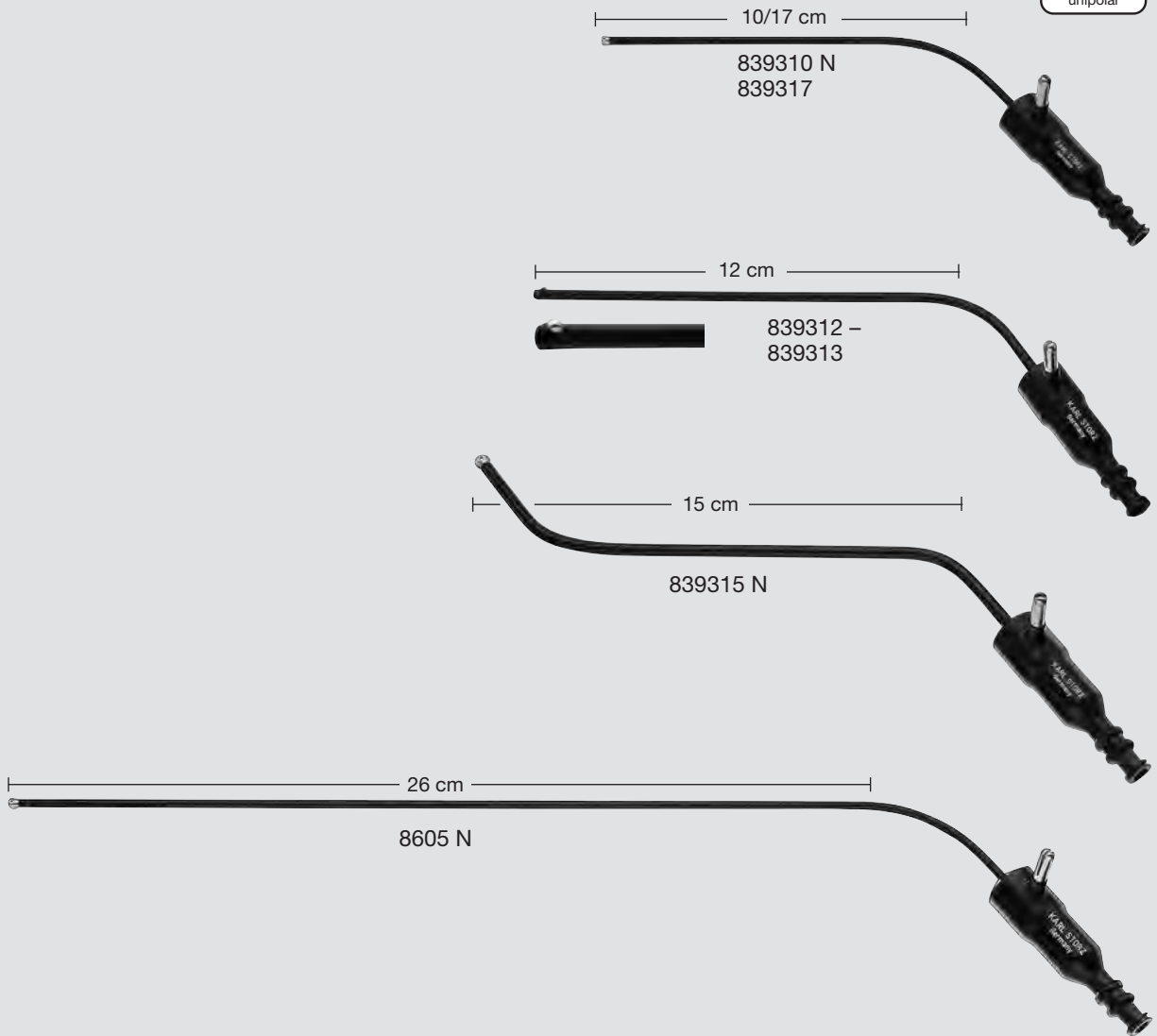
- NEW** 839330 **BRINER Bipolar Suction Cannula**, angular, insulated, length of electrodes 3.5 mm, with cut-off hole, outer diameter 4.5 mm, working length 11 cm, for use with Bipolar High Frequency Cords 847000 or 847000 A/E/M/V
- 840036 **Bipolar Coagulation Electrode**, straight, with suction channel, for laryngoscopy, working length 26 cm, for use with Bipolar High Frequency Cords 26176 LE or 26176 L – 26176 LV
- 840310 **Bipolar Needle**, for submucosa coagulation of the inferior turbinate, pointed, angular, working length 10 cm, for use with Bipolar High Frequency Cords 847000 or 847000 A/E/M/V

Unipolar Coagulation



- 838501 **Needle Electrode**, for sub mucosa diathermy of the inferior turbinate, working length 9 cm
- 838503 **Ball Electrode**, for epistaxis, working length 9 cm
- 26 5200 60 **Ball Electrode**, straight, diameter 4 mm, working length 10 cm
- 26 5200 62 **Needle Electrode**, straight, working length 10 cm
- 26 5200 46 **Electrode Handle**, without buttons, with integrated connecting cable, length 300 cm

Unipolar Coagulation



- 839310 N **Suction Cannula**, for nose, straight, outer diameter 3 mm, working length 10 cm
- 839312 **SIMMEN Suction Cannula**, for nose and epistaxis, angular, insulated, malleable, distal with not insulated horn, outer diameter 3.5 mm, working length 12 cm, for use with Unipolar High Frequency Cords 26005 M/MW, 26004 M/MW, 26002 M, 26006 M
- 839312 A **Same**, outer diameter 4 mm
- 839313 **Same**, outer diameter 4.5 mm
- 839315 N **Suction Cannula**, for nasopharynx, curved upwards, malleable, outer diameter 4 mm, working length 15 cm
- 839317 **Coagulation Suction Tube**, angular, outer diameter 3 mm, working length 17 cm
- 8605 N **KLEINSASSER Suction and Coagulation Cannula**, outer diameter 3 mm, working length 26 cm

8-11



■ HIGH FREQUENCY SURGERY UNITS

AUTOCON® II 400 SCB

AUTOCON® 200

AUTOCON® 50

AUTOCON® II 400 SCB, AUTOCON® 200/50

Special Features

| Special Features: | AUTOCON® II 400 SCB | AUTOCON® 200 | AUTOCON® 50 |
|---|---------------------|--------------|-------------|
| Degree of coagulation (effect) can be preselected in several steps: The degree of coagulation measures extent of coagulation depth | ● | ● | ● |
| Soft coagulation and/or standard coagulation: coagulation with unmodulated HF voltage ($U_p < 200$ V); the coagulation electrode can be positioned in direct contact with the tissue without damaging deeper layers of tissue through carbonisation | ● | ● | ● |
| Forced coagulation: coagulation with modulated HF voltage ($U_p > 500$ V); to reach deeper coagulation zones, electric arcs are generated between the active coagulation electrode and the tissue. Damage to deeper layers of tissue has to be accepted. | ● | ● | ● |
| Autostart function: manual adjustment of operating time limit for bipolar coagulation | ● | - | - |
| Voltage-regulated cutting | ● | ● | ● |
| Service port for software updates and HF functionality upgrades | ● | - | - |
| Separate papillo-cut and gastro-cut functions enable fractionated cutting with regulated HF current at different cutting speeds for flexible endoscopy | ● | - | - |
| Autostart function for bipolar coagulation: Automatic activation of coagulation current as soon as coagulation electrode touches tissue with both branches | ● | ● | - |
| Activation of HF functions possible via footswitch or manual control switch | ● | ● | ● |
| Bipolar resection with KARL STORZ bipolar electrotomes | ● | - | - |
| Bipolar application with NaCl irrigation solution | ● | - | - |
| Connecting sockets for unipolar and bipolar applications can be selected according to individual requirements | ● | - | - |
| 100 applications with text can be stored | ● | - | - |
| Convenient use via 6.5" Touch Screen | ● | - | - |
| Switchover function enables switching between two modes within a user program via a footswitch from the sterile area | ● | - | - |
| Compatible with KARL STORZ Communication Bus (KARL STORZ-SCB) | ● | - | - |
| Interdisciplinary use | ● | - | - |
| Spray coagulation: Coagulation with modulated HF voltage ($U_p > 500$ V); very long arcs enable coagulation of large and bleeding areas of tissue without contact to tissue | ● | - | - |
| Arc-controlled cutting, unipolar | ● | - | - |

AUTOCON® II 400 SCB

Specifications

| HF-Modes | Effects | P max. at 500 Ohm | V _p max. at 500 Ohm | Crest-Factor | Arc Control | Voltage Control |
|-----------------|---------|----------------------|-----------------------------------|--------------|-------------|--------------------|
| Unipolar | | | | | | |
| TOP-Cut | 8 | 300 | 950 | 1.4 | ● | – |
| POWER-Cut | 8 | 300 | 740 | 1.4 | – | ● |
| C-Cut | 8 | 200 | 1450 | 3.0 | – | ● |
| LAP-C-Cut | 8 | 200 | 1450 | 3.0 – 3.8 | – | ● |
| Gastro-Cut | 4 | 200 | 880 | 1.4 | – | ● |
| Papillo-Cut | 4 | 200 | 880 | 1.4 | – | ● |
| Standard Coag | 8 | 200 (at 50 Ohm) | 190 | 1.4 | – | ● |
| Forced Coag | 4 | 120 | 1800 | 6.0 | – | ● |
| Spray Coag | 2 | 120 | 4300 | 7.4 | – | ● |

Bipolar

| | | | | | | |
|--------------------------------|----------------------|--------------------|-----|-----|---|---|
| Bipolar-Cut | 8 | 100 | 740 | 1.4 | – | ● |
| Saline-C-Cut | 8 | 370 | 770 | 1.4 | – | ● |
| Saline-Time-C-Cut | 8 time 0.1-1 sec. | 370 | 770 | 1.4 | – | ● |
| Saline Coag | 8 | 200 (at 50 Ohm) | 190 | 1.4 | – | ● |
| Saline-Time-Coag | 8 time 0.1-1 sec. | 200 (at 50 Ohm) | 190 | 1.4 | – | ● |
| Bipolar Soft Coag | 8 | 120 (at 75 Ohm) | 190 | 1.4 | – | ● |
| Bipolar Soft with Auto-Stop | 8 | 120 (at 75 Ohm) | 190 | 1.4 | – | ● |
| Bi-Vascular-Safe | 8 | 120 (at 75 Ohm) | 190 | 1.4 | – | ● |

Specifications:
























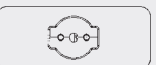
| | | | |
|----------------|---|----------------------|--|
| Safety Systems | <ul style="list-style-type: none"> - Automatic Self-Test - Maldosage - Neutral Electrode Safety System (dynamic, two-part, one- and two-part NE) - LF/HF Leakage Current Monitor - Activation Time - Deactivable HF | Power Supply | 20 5352 20-11x: 230 VAC, 50/60 Hz 20 5352 20U11x: 115 VAC, 50/60 Hz |
| | | Dimensions w x h x d | 448 x 164 x 345 mm |
| | | Weight | 10 kg |
| | | Certified to | IEC 601-1, CE acc. to MDD |

AUTOCON® II SCB 400

High Frequency Surgery Unit,
Recommended System Configurations



AUTOCON® II 400 SCB,
power supply 220 – 240 VAC, 50/60 Hz
including:
Mains Cord
SCB Connecting Cable, length 100 cm

| AUTOCON® II 400 SCB, Set | AUTOCON® II 400 SCB | Socket Position | | | |
|-----------------------------|------------------------|--|---|---|---|
| | | 1 | 2 | 3 | 4 |
| Standard | | | | | |
| 20 5352 01-111 | 20 5352 20-111 | Bipolar  | Bipolar  | Unipolar 3-pin and Erbe  | Neutral Electr. 6.3 mm jack  |
| 20 5352 01-112 | 20 5352 20-112 | Bipolar US-2-pin  | Bipolar US-2-pin  | Unipolar 3-pin and Bovie  | Neutral Electr. 2-pin  |
| Bipolar | | | | | |
| 20 5352 01-113 | 20 5352 20-113 | Bipolar  | Bipolar  | Bipolar Multifunction  | Blind Socket  |
| 20 5352 01-114 | 20 5352 20-114 | Bipolar US-2-pin  | Bipolar US-2-pin  | Bipolar Multifunction  | Blind Socket  |
| High-End | | | | | |
| 20 5352 01-115 | 20 5352 20-115 | Bipolar  | Bipolar Multifunction  | Unipolar 3-pin and Erbe  | Neutral Electr. 6.3 mm jack  |
| 20 5352 01-116 | 20 5352 20-116 | Bipolar US-2-pin  | Bipolar Multifunction  | Unipolar 3-pin and Bovie  | Neutral Electr. 2-pin  |

Optional Accessories for AUTOCON® II 400 SCB see page 414

Components/Spare Parts see chapter 16

AUTOCON® II 400 SCB

System Components

Three-Pedal Footswitch



20 0178 31

Two-Pedal Footswitch



20 0178 30

One-Pedal Footswitch



20 0178 32

UNIT SIDE

PATIENT SIDE



SCB®

Bipolar High Frequency Cord



847000 E

Unipolar High Frequency Cord



26 5200 45

Unipolar High Frequency Cord



26005 M

Connecting Cable



27806
27806 A

Handle



26 5200 43

Bipolar Coagulating Forceps




841116

Knife Electrode



26 5200 36

Insulated Suction Cannula



839312

Neutral Electrode



27805

11-051

AUTOCON® 200

High Frequency Surgery Unit,
Recommended System Configurations



20 5225 01 **AUTOCON® 200**, power supply
200 – 240 VAC, 50/60 Hz
including:
Mains Cord
Adaptor, for unipolar HF output,
diameter 4/5 mm

20 5225 01-010 **AUTOCON® 200**,
with ENDOCUT function,
power supply 200 – 240 VAC, 50/60 Hz
including:
Mains Cord
Adaptor, for unipolar HF output,
diameter 4/5 mm

20 5225 01 C **AUTOCON® 200**, power supply
100 – 120 VAC, 50/60 Hz
including:
Mains Cord
Adaptor, for unipolar HF output,
diameter 4/5 mm

20 5225 01 C 010 **AUTOCON® 200**,
with ENDOCUT function,
power supply 100 – 120 VAC, 50/60 Hz
including:
Mains Cord
Adaptor, for unipolar HF output,
diameter 4/5 mm

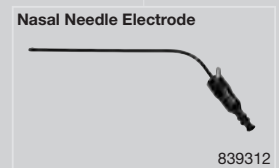





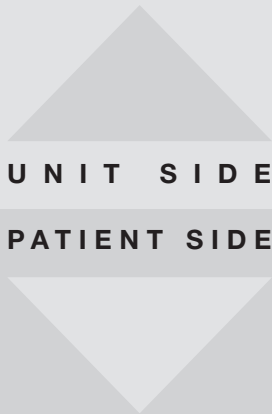

Specifications:

| | |
|----------------|--|
| HF Rated Power | <ul style="list-style-type: none"> - Cutting unipolar: 200 Watt/500 Ohm - Coagulation unipolar soft: 120 Watt/125 Ohm unipolar standard: 120 Watt/350 Ohm bipolar: 120 Watt/125 Ohm |
| Max. Voltage | <ul style="list-style-type: none"> - Cutting unipolar: Vp=600 Volt - Coagulation unipolar soft: Vp=190 Volt unipolar standard: Vp=1300 Volt bipolar: Vp=190 Volt |
| Output Control | <ul style="list-style-type: none"> - Cutting unipolar: automatic voltage control - Coagulation unipolar soft: automatic voltage control unipolar standard: pulse modulation bipolar: automatic voltage control |

| | |
|-----------------------|---|
| Degree of Coagulation | Cutting 4 steps |
| Autostart | Coagulation bipolar |
| Autostop | Coagulation unipolar soft |
| Safety Systems | <ul style="list-style-type: none"> - permanent power control - maldosage - neutral electrode, safety system - automatic self-test |
| Power Supply | 100-120 VAC or 200-240 VAC, 50/60 Hz |
| Dimensions w x h x d | 305 x 164 x 345 mm |
| Weight | 7.7 kg |
| Certified to | IEC 601-1, CE acc. to MDD |

Optional Accessories for AUTOCON® 200 see page 414

Components/Spare Parts see chapter 16



AUTOCON® 50

High Frequency Surgery Unit,
Recommended System Configuration



205205 01 **AUTOCON® 50**, power supply 100/120/230/240 VAC, 50/60 Hz
including:
Mains Cord
Adaptor, for unipolar HF output, diameter 4/5 mm









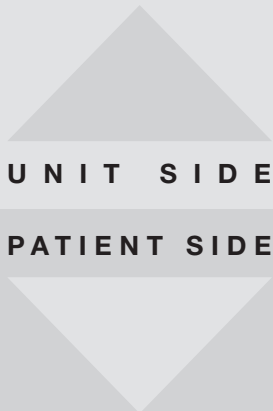

Specifications:

| | | | |
|----------------|--|-----------------------|--|
| HF Rated Power | <ul style="list-style-type: none"> - Cutting unipolar: 50 Watt/500 Ohm - Coagulation unipolar soft: 50 Watt/200 Ohm unipolar standard: 50 Watt/500 Ohm bipolar: 50 Watt/200 Ohm | Degree of Coagulation | Cutting 2 steps |
| Max. Voltage | <ul style="list-style-type: none"> - Cutting unipolar: Vp=600 Volt - Coagulation unipolar soft: Vp=190 Volt unipolar standard: Vp=900 Volt bipolar: Vp=190 Volt | Autostop | Coagulation unipolar soft |
| Output Control | <ul style="list-style-type: none"> - Cutting unipolar: automatic voltage control - Coagulation unipolar soft: automatic voltage control unipolar standard: pulse modulation bipolar: automatic voltage control | Safety Systems | <ul style="list-style-type: none"> - maldosage - neutral electrode, safety system - automatic self-test |
| | | Power Supply | 100/120/230/240 VAC, 50/60 Hz |
| | | Dimensions w x h x d | 305 x 110 x 260 mm |
| | | Weight | 4.6 kg |
| | | Certified to | IEC 601-1, CE acc. to MDD |

Optional Accessories for AUTOCON® 50 see page 414

Components/Spare Parts see chapter 16

AUTOCON® 50
System Components



11-05

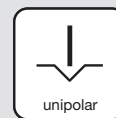
Optional Accessories

for AUTOCON® II 400 SCB and AUTOCON® 200/50

| | | | for use with | | |
|---|----------|--|------------------------|--------------|-------------|
| | | | AUTOCON® II 400 SCB | AUTOCON® 200 | AUTOCON® 50 |
|  | 20017831 | Three-Pedal Footswitch , with switch function for switching between mode levels A and B, for use with AUTOCON® II 400 SCB | ● | - | - |
|  | 20017830 | Two-Pedal Footswitch , for use with AUTOCON® II 400 SCB and AUTOCON® II 200 | ● | - | - |
|  | 20017832 | One-Pedal Footswitch , for activating coagulation, for use with AUTOCON® II 400 SCB and AUTOCON® II 200 | ● | - | - |
|  | 20013330 | Two-Pedal Footswitch , for controlling the coagulation and cutting function | - | ● | ● |
|  | 20013130 | One-Pedal Footswitch , for controlling the coagulation function | - | ● | ● |
|  | 27805 | Neutral Electrode , of conductive silicone with 2 rubber ties for fastening, contact surface A = 500 cm ² , for use with Connecting Cable 27806 | ● | ● | ● |
|  | 860021 E | Neutral Electrode , of conductive silicone, with 1 rubber tie for fastening, contact surface A = 187 cm ² , for use with Connecting Cable 27806 | - | ● | ● |
|  | 27806 | Neutral Electrode Connecting Cable , for Neutral Electrodes 27805 and 860021 E, length 400 cm | -111 -115 | ● | ● |
|  | 27806 UR | Neutral Electrode Connecting Cable , for Neutral Electrode 27805 | -112 -116 | - | - |
|  | 27806 US | Neutral Electrode Connecting Cable , for Neutral Electrode 27802 | -112 -116 | - | - |
|  | 27802 | Neutral Electrode , for single use, contact surface divided into two, A = 169 cm ² , package of 50, Connecting Cable 27801 required | ● | ● | ● |
|  | 27801 | Connecting Cable , for connecting Neutral Electrode 27802, length 500 cm | -111 -115 | ● | ● |
|  | 26520043 | Electrode Handle , with 2 buttons for activating the unipolar generator, yellow button: unipolar cutting, blue button: unipolar coagulation (Cable 26520045 required) | ● | ● | ● |
|  | 26520045 | High Frequency Cable , for Electrode Handle 26520043, length 400 cm | -111 -115 | ● | ● |
|  | 26520046 | Electrode Handle , without buttons, with integrated connecting cable, length 300 cm | -111 -115 | ● | ● |

Surgery Set

Accessories



20 5300 08

Surgery Electrodes Set
including:

**Container with Lid and
Sterilization Insert, for**
16 electrodes with diameter 4 mm



Wire Snare, 5 mm



Same, 10 mm



Ribbon Snare, 10 mm



KIRSCHNER Spatula Electrode,
straight



MAGENAU Knife Electrode,
angled downwards



Same, lancet-shaped



Ball Electrode, 2 mm



Same, 4 mm



Same, 6 mm



Needle Electrode



Flat Electrode, 8 x 10 mm



Same, 10 x 15 mm

6-95z

For use with Electrode Handles 26 5200 43 and 26 5200 46
Components/Spare Parts see chapter 16





Accessories

Unipolar and Bipolar High Frequency Cords

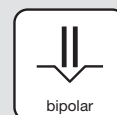
Unipolar High Frequency Cords








KARL STORZ High Frequency
Instrument Surgery Unit

| | | |
|---|---------|--|
|  | 26002 M | Unipolar High Frequency Cord , with 4 mm plug for models KARL STORZ, Erbe type T, older models and Ellman, length 300 cm |
|  | 26004 M | Unipolar High Frequency Cord , with 4 mm plug for models Berchtold and Martin, length 300 cm |
|  | 26005 M | Unipolar High Frequency Cord , with 5 mm plug, length 300 cm, for AUTOCON® II 400 SCB system (111, 115, 122, 125), AUTOCON® II 200, AUTOCON® II 80, KARL STORZ AUTOCON® system (50, 200, 350) and Erbe type ICC |
|  | 26006 M | Unipolar High Frequency Cord , with 8 mm plug for models KARL STORZ AUTOCON® II 400 SCB system (112, 116) and Valleylab, length 300 cm |

Bipolar High Frequency Cords



KARL STORZ High Frequency
Instrument Surgery Unit

| | | |
|---|----------|---|
|  | 26176 LE | Bipolar High Frequency Cord , for AUTOCON® II 400 SCB system (111, 113, 115, 122, 125), AUTOCON® II 200, AUTOCON® II 80, KARL STORZ Coagulator 26021 B/C/D, 860021 B/C/D, 27810 B/C/D, 28810 B/C/D, AUTOCON® system (50, 200, 350), Erbe-Coagulator, T and ICC series, length 300 cm |
|  | 26176 LM | Bipolar High Frequency Cord , for Martin and Berchtold coagulators, length 300 cm |
|  | 26176 L | Bipolar High Frequency Cord , with 2 x 4 mm banana plug for KARL STORZ Coagulator 26020 XA/XB and Ellman, length 300 cm |
|  | 26176 LA | Bipolar High Frequency Cord , with 2 x 4 mm banana plug for KARL STORZ Coagulator 26020 XA/XB and Valleylab, length 300 cm |
|  | 26176 LV | Bipolar High Frequency Cord , for KARL STORZ AUTOCON® II 400 SCB system (112, 114, 116, 122, 125) and Valleylab coagulators, length 300 cm |

Please note: All high frequency cords of this page are delivered with a length of 300 cm. If a length of 500 cm is requested please add letter **L** to the part number, e. g. 26002 **ML**, 26176 **LVL**.

Accessories

High Frequency Cords
for use with Bipolar Coagulation Instruments

Bipolar High Frequency Cords

KARL STORZ Instrument High Frequency Surgery Unit



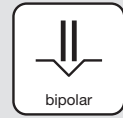
| | |
|--|---|
| | <p>847000 E Bipolar High Frequency Cord, length 300 cm, for AUTOCON® II 400 SCB systems (111, 113, 115, 122, 125), AUTOCON® II 200, AUTOCON® II 80, KARL STORZ Coagulator 26021 B/C/D, 860021 B/C/D, 27810 B/C/D, 28810 B/C/D, AUTOCON® systems (50, 200, 350), Erbe-Coagulator, T and ICC series and KARL STORZ bipolar coagulation forceps</p> |
| | <p>847000 Bipolar High Frequency Cord, with 2x 4 mm banana plug to KARL STORZ Coagulator 26020 XA/XB for KARL STORZ bipolar coagulation forceps, length 300 cm</p> |
| | <p>847000 A Bipolar High Frequency Cord, length 300 cm, for KARL STORZ Coagulator 26020 XA/XB, Bircher, Bovie, Keymed, Mallis, Valleylab, Neomed, Bard and KARL STORZ bipolar coagulation forceps</p> |
| | <p>847000 M Bipolar High Frequency Cord, length 300 cm, for KARL STORZ AUTOCON® systems (50, 200, 400), for Martin and Berchtold coagulators, Aesculap coagulator (latest version) and KARL STORZ bipolar coagulation forceps</p> |
| | <p>847000 V Bipolar High Frequency Cord, length 300 cm, for KARL STORZ AUTOCON® II 400 SCB systems (112, 114, 116, 122, 125), Valleylab coagulators and KARL STORZ bipolar coagulation forceps</p> |

Please note:

All high frequency cords on this page are delivered with a length of 300 cm only.





Accessories

High Frequency Cords
for use with Bipolar Forceps




Bipolar High Frequency Cords

KARL STORZ Instrument High Frequency Surgery Unit

| | |
|---|--|
|  | <p>847002 E Bipolar High Frequency Cord, for KARL STORZ Coagulator 26021 B/C/D, 860021 B/C/D, 27810 B/C/D, 28810 B/C/D, AUTOCON® system (50, 200, 350), AUTOCON® II 400 SCB system (111, 113, 115) and Erbe coagulator, T and ICC series, with two 2 mm cable sockets for KARL STORZ Bipolar Suction Forceps 461010, 461015 and Bipolar Forceps 8615 A/AS, 28164 BGK, length 450 cm</p> |
|  | <p>847002 M Bipolar High Frequency Cord, for Martin and Berchtold coagulator, with two 2 mm cable sockets for KARL STORZ Bipolar Suction Forceps 461010, 461015 and Bipolar Forceps 8615 A/AS, 28164 BGK, length 450 cm</p> |
|  | <p>847002 A Bipolar High Frequency Cord, with 2x 4 mm banana plug for KARL STORZ coagulator 26020 XA/XB, with two 2 mm cable sockets for KARL STORZ Bipolar Suction Forceps 461010, 461015 and Bipolar Forceps 8615 A/AS, 28164 BGK, length 450 cm</p> |
|  | <p>847002 V Bipolar High Frequency Cord, for KARL STORZ AUTOCON® II 400 SCB system (112, 114, 116), Valleylab coagulator, with two 2 mm cable sockets for KARL STORZ Bipolar Suction Forceps 461010, 461015 and Bipolar Forceps 8615 A/AS, 28164 BGK, length 450 cm</p> |

KARL STORZ Instrument Standard Forceps Bipolar Cords

| | |
|---|---|
|  | <p>847002 U Bipolar Universal High Frequency Cord, one side with two 2 mm cable sockets for KARL STORZ Bipolar Suction Forceps 461010, 461015 and Bipolar Forceps 8615 A/AS, 28164 BGK, other side with standard pin for connection to all current forceps bipolar cords, length 40 cm</p> |
|---|---|

for use with Bipolar High Frequency Cords 847000 or 847000 A/E/M/V see page 417

High Frequency Surgery Units see pages 405-414



RECOMMENDED SETS FOR ENT

ENT Basic Set I, Endoscopes and Illumination



- ① 310010 **Headlight**, light model, illuminated area 20 – 80 mm in diameter with 35 cm working distance, with thin, 230 cm long integral fiber optic light cable, diameter 2.5 mm, with straight plug to the cold light source
including:
Headband
Clip with Band

- ② 1215 AA **Tele-Otoscope with HOPKINS® Straight Forward Telescope 0°**, diameter 4 mm, length 6 cm, **autoclavable**, fiber optic light transmission incorporated, color code: green

- ③ 7230 BA **HOPKINS® II Forward-Oblique Telescope 30°**, enlarged view, diameter 4 mm, length 18 cm, **autoclavable**, fiber optic light transmission incorporated, color code: red

- ④ 8707 DA **Tele-Laryngo-Pharyngoscope**, with integrated HOPKINS® lateral telescope 90°, 4x magnification focusing device, diameter 10 mm, length 15 cm, **autoclavable**, fiber optic light transmission incorporated, color code: blue

- ⑤ 11101 CMM **CMOS Video-Rhino-Laryngoscope with Monitor**,
 Direction of view: 0°
 Angle of view: 85°
 Working length: 30 cm
 Outer diameter: 3.7 mm
 Deflection up/down: 140°/140°
Following accessories included:
 11101 CMK **CMOS Video Rhino-Laryngoscope KIT**
 8402 ZX **Monitor for CMOS Endoscopes**

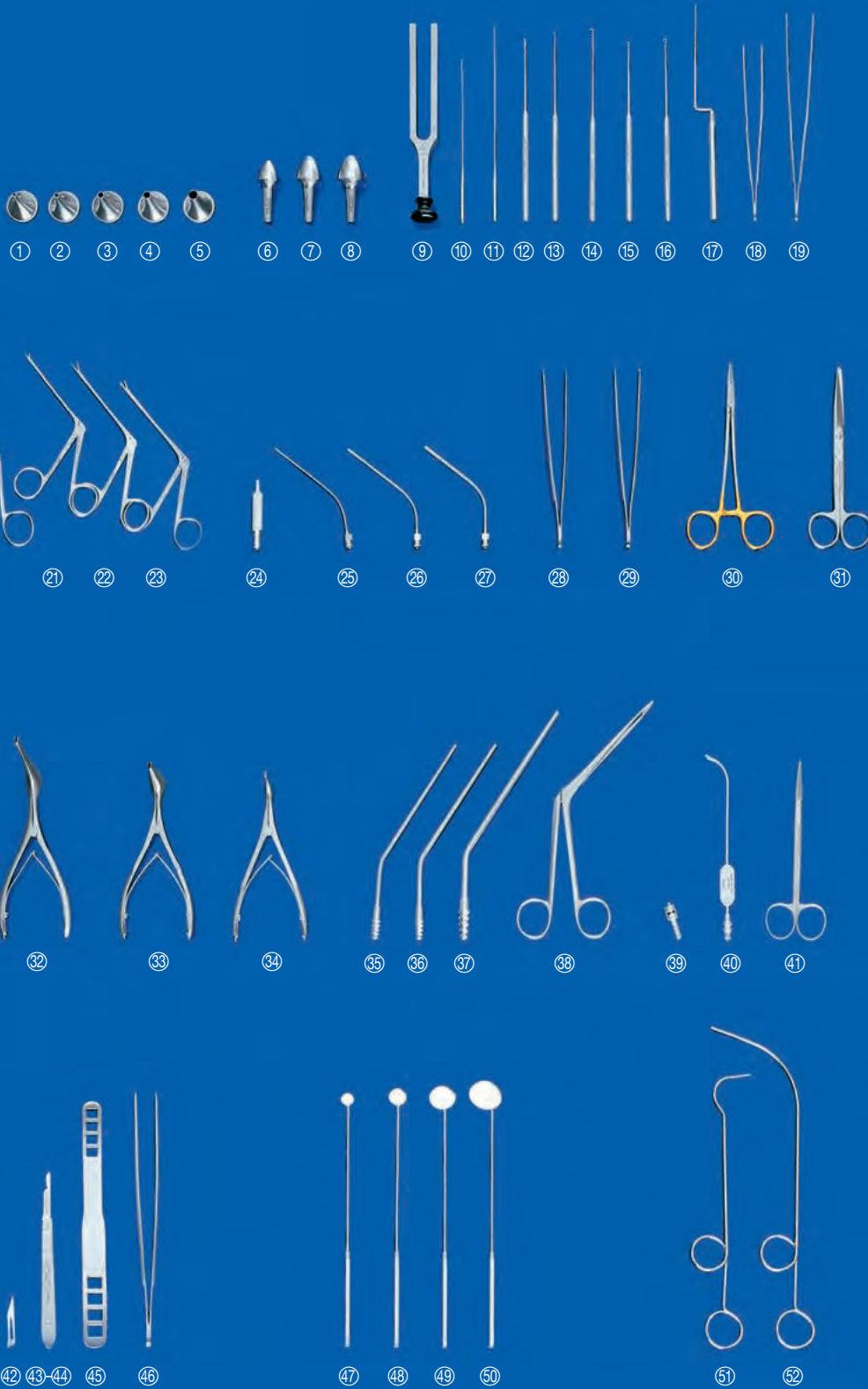
- ⑥ 495 NL **Fiber Optic Light Cable**, diameter 3.5 mm, length 180 cm

- ⑦ 202901 32 **C-CAM® Camera Head, 8-pin**, one-chip CMOS camera head, resolution 640 x 480, focal length f = 20 mm, compatible with 8402 ZX

- ⑧ 202901 01 **C-HUB® Camera Control Unit**, for use with C-CAM® 202901 32, Electronic Module 8402 X or compatible CMOS video endoscopes, Interfaces: USB 2.0, S-Video output (NTSC), power socket
including:
C-HUB® Power Supply
S-Video (Y/C) Connecting Cable
USB Connecting Cable

- ⑨ 201611 01 **Cold Light Fountain LED NOVA 100 twin**, with two LED lamps and two light outlets, power supply 110 – 240 VAC, 50/60 Hz
including:
Mains Cord

ENT Basic Set II, Instrument Set



ENT Basic Set II, Instrument Set

| | | | |
|---|-----|--------|---|
| ① | 2x | 122003 | HARTMANN Ear Specula , outer diameter 3 mm |
| ② | 5x | 122004 | Same , outer diameter 4 mm |
| ③ | 10x | 122005 | Same , outer diameter 5 mm |
| ④ | 10x | 122006 | Same , outer diameter 6 mm |
| ⑤ | 2x | 122007 | Same , outer diameter 7.5 mm |
| ⑥ | | 142418 | Nasal Tip , metal, size 18 mm |
| ⑦ | | 142420 | Same , size 20 mm |
| ⑧ | | 142422 | Same , size 22 mm |
| | | 142000 | POLITZER Air Bag (not illustrated) |
| ⑨ | | 126000 | Tuning Fork , A ¹ -440 with stand |
| ⑩ | 10x | 151011 | Cotton Applicators , diameter 1.1 mm, working length 13 cm |
| ⑪ | 5x | 417013 | Same , diameter 1.3 mm, length 15 cm |
| ⑫ | | 152600 | ZAUFAL Curved Spatula , length 14.5 cm |
| ⑬ | 5x | 152301 | Ear Hooks , without ball end, size 1, length 15.5 cm |
| ⑭ | 2x | 152202 | WAGENER Ear Hooks , with ball end, size 2, length 15.5 cm |
| ⑮ | 2x | 153310 | BUCK Ear Curettes , blunt, size 0, length 14.5 cm |
| ⑯ | 2x | 153301 | Same , size 1 |
| ⑰ | | 155200 | Ear Knife , screw handle, bayonet-shaped, working length 8 cm |
| ⑱ | 10x | 156000 | LUCAE Ear Forceps , length 14.5 cm |
| ⑲ | 5x | 426516 | JANSEN Nasal Dressing Forceps , bayonet-shaped, length 16.5 cm |
| ⑳ | | 158800 | HARTMANN Ear Dressing Forceps , extra delicate, working length 6 cm |
| ㉑ | | 221100 | HARTMANN Ear Forceps , extra delicate, serrated, working length 8 cm |
| ㉒ | | 161000 | HARTMANN Ear Forceps , serrated, working length 8 cm |
| ㉓ | | 162500 | STRÜMPEL Ear Forceps , working length 8 cm |
| ㉔ | 2x | 204200 | FISCH Adaptors , for Suction Tubes 204005 – 204025, 204305 – 204330, with cut-off hole, LUER-cone, length 5.5 cm |
| ㉕ | 3x | 204315 | Suction Tubes , straight, LUER-Lock, flexible, outer diameter 1.5 mm, length 10 cm |
| ㉖ | 6x | 204320 | Same , outer diameter 2 mm |
| ㉗ | 3x | 204325 | Same , outer diameter 2.5 mm |
| ㉘ | | 792401 | Dressing Forceps , length 14.5 cm |
| ㉙ | | 793401 | Tissue Forceps , 1 x 2 teeth, standard width, length 14.5 cm |
| ㉚ | | 516015 | Needle Holder , tungsten carbide inserts, length 15 cm |
| ㉛ | | 790802 | Scissors , straight, sharp/blunt, length 14.5 cm |
| ㉜ | | 403575 | KILLIAN-STRUYCKEN Nasal Speculum , standard model, blade length 75 mm, length 13.5 cm |
| ㉝ | 20x | 400500 | HARTMANN Nasal Speculum , for adults, length 13 cm |
| ㉞ | 5x | 400600 | Same , for children |
| ㉟ | 2x | 203830 | Suction Tubes , conical, outer diameter 3 mm |
| ㊱ | 2x | 203835 | Same , outer diameter 3.5 mm |
| ㊲ | | 203845 | Same , outer diameter 4.5 mm |
| ㊳ | | 428001 | HARTMANN Nasal Dressing Forceps , light model |
| ㊴ | | 600007 | LUER-Lock Tube Connector , male, tube diameter 6 mm |
| ㊵ | 2x | 586025 | v. EICKEN Antrum Cannulas , LUER-Lock, long curve, outer diameter 2.5 mm, length 12.5 cm |
| ㊶ | | 511414 | JOSEPH Scissors , curved, length 14 cm |
| ㊷ | | 208211 | Blade , Fig. 11, sterile, package of 100 |
| ㊸ | | 208000 | Surgical Handle , Fig. 3, length 12.5 cm |
| ㊹ | | 208215 | Blade , Fig. 15, sterile, package of 100 |
| ㊺ | 20x | 740000 | BRÜNING'S Tongue Depressors , length 19 cm |
| ㊻ | | 750000 | Forceps , serrated, length 20 cm |
| | | 815200 | Jar , made of stainless steel, diameter 5 cm, height 17.5 cm (not illustrated) |
| ㊼ | 5x | 767900 | Laryngeal Mirror , with removable hexagonal handle, size 0 |
| ㊽ | 8x | 767902 | Same , size 2 |
| ㊾ | 12x | 767906 | Same , size 6 |
| ㊿ | 5x | 767908 | Same , size 8 |
| ① | | 726000 | Postnasal Applicator , working length 22 cm |
| ② | | 770800 | PELTESON Cotton Applicator , working length 27 cm |
| | | 138805 | FRENZEL Nystagmus Spectacles , black frame, with ventilation slot, rubber band and cable with 25 mm flat-cable plug, including 2 Lamps 138964, 4 V (not illustrated) |
| | | 138964 | Spare Lamp , 4 Volt, for 138805 (not illustrated) |
| | 2x | 820525 | Kidney-Shaped Dressing Tray , stainless steel, length 25 cm (not illustrated) |

Accessories recommended for containers (not illustrated):

39502 ZH **Wire Tray for Cleaning, Sterilization and Storage**

39740 A2 **Sterilization Container**, with MicroStop®

39763 A2 **Coding Label**

39762 D2 **Color Tab**, blue

Further accessories for cleaning and sterilization see catalog HYGIENE

Myringotomy Set



Myringotomy Set

- ① 122005 HARTMANN **Ear Speculum**, outer diameter 5 mm
- ② 122006 **Same**, outer diameter 6 mm
- ③ 122007 **Same**, outer diameter 7.5 mm
- ④ 221100 HARTMANN **Ear Forceps**, extra delicate, serrated, working length 8 cm
- ⑤ 153301 BUCK **Ear Curette**, blunt, size 1, length 14.5 cm
- ⑥ 223300 PLESTER **Sickle Knife**
- ⑦ 224303 WULLSTEIN **Needle**, slight curve, length 16.5 cm
- ⑧ 225208 **Pick 90°**, size 0.8 mm
- ⑨ 204200 FISCH **Adaptor**, for Suction Tubes 204005 – 204025, 204305 – 204330, with cut-off hole, LUER cone, length 5.5 cm
- ⑩ 204310 **Suction Tube**, straight, LUER-Lock, malleable, outer diameter 1 mm, length 10 cm
- ⑪ 204313 **Same**, outer diameter 1.3 mm
- ⑫ 204315 **Same**, outer diameter 1.5 mm
- ⑬ 204320 **Same**, outer diameter 2 mm
- ⑭ 230100 TÜBINGEN **Ventilation Tube**, made of precious metal and gold-plated, sterile, package of 10
- ⑮ 239620 **Instrument Rack**, for 5 instruments, size 195 x 100 mm, with holder for ear specula
- ⑯ 239020 **Metal Case**, perforated, 200 x 100 x 40 mm (w x d x h), for 239620

As required:

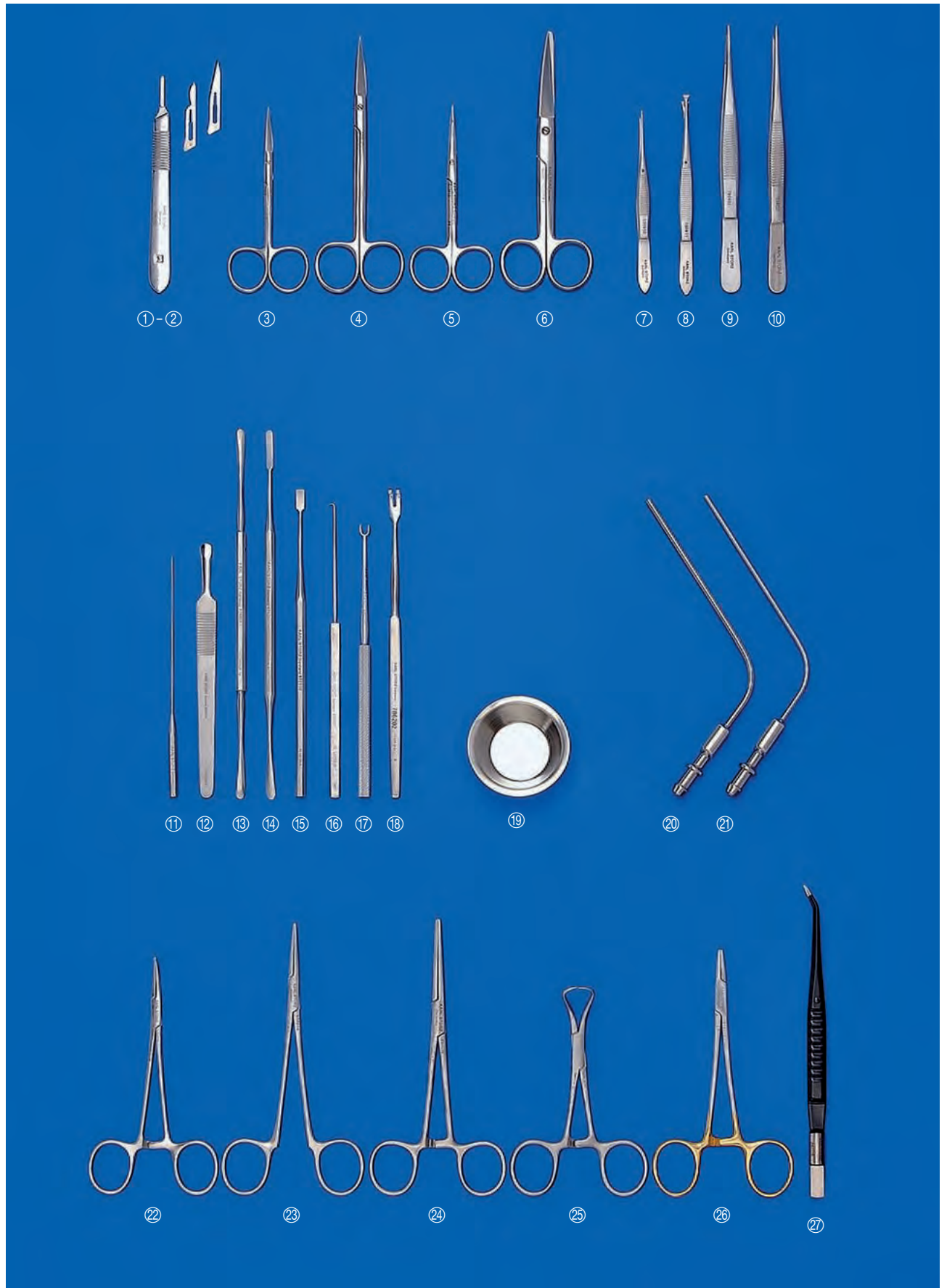
- ⑰ 1218 AA **Tele-Otoscope**, with HOPKINS® **Straight Forward Telescope 0°**, diameter 3 mm, length 6 cm, **autoclavable**, fiber optic light transmission incorporated, color code: green

Accessories recommended for containers (not illustrated):

- 39502 MB **Wire Tray for MiniSet Container for Cleaning, Sterilization and Storage**
- 39781 A **MiniSet Container**, with MicroStop®
- 39763 A2 **Coding Label**
- 39762 D2 **Color Tab**, blue

Further accessories for cleaning and sterilization see catalog HYGIENE

Otoplasty Set



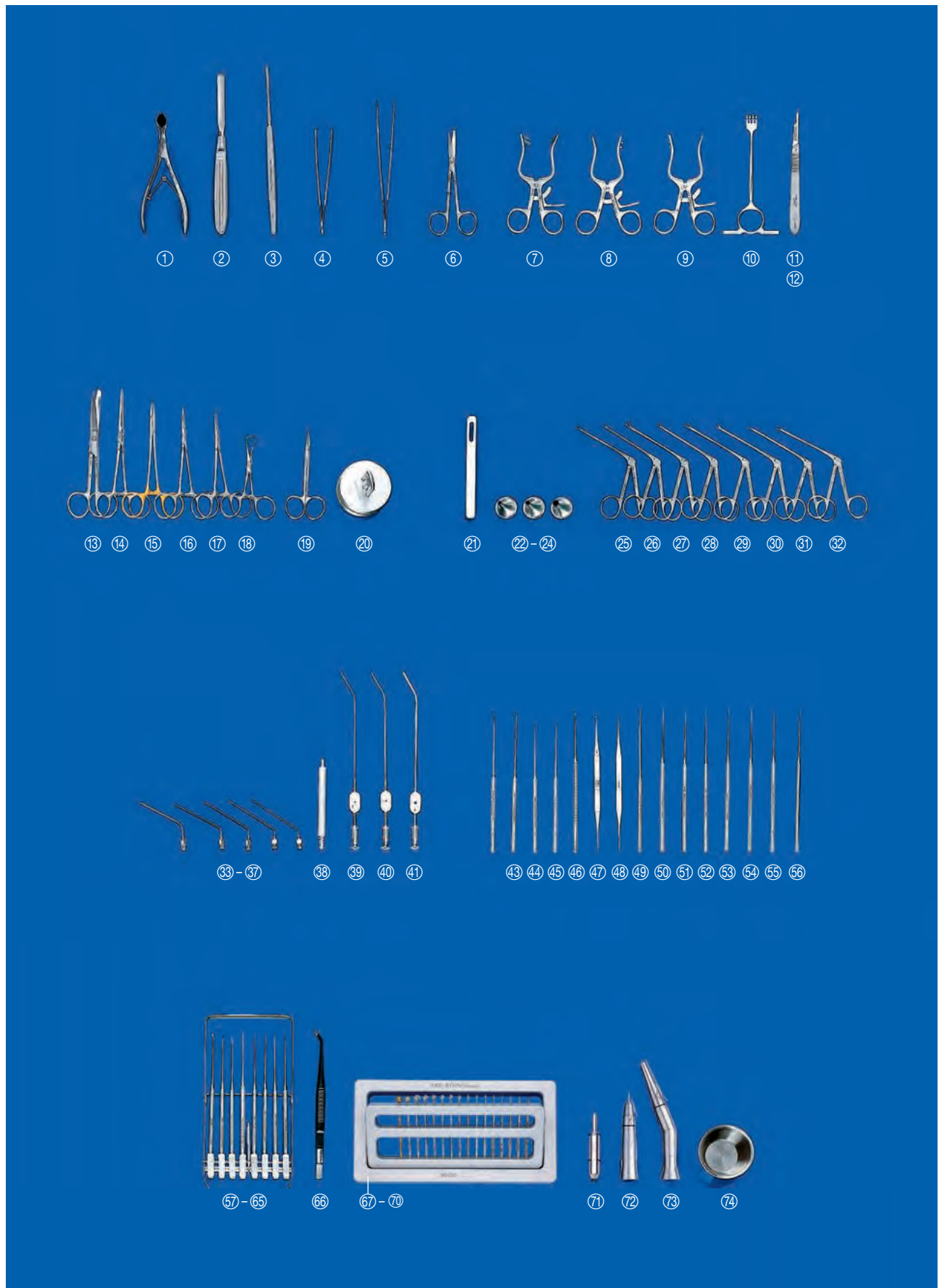
Otoplasty Set

| | | |
|---|-----------|---|
| ① | 208000 | Surgical Handle , Fig. 3, length 12.5 cm |
| ② | 208015 | Blade , Fig. 15, non-sterile, package of 100 |
| | 208011 | Blade , Fig. 11, non-sterile, package of 100 (not illustrated) |
| ③ | 511210 | Scissors , extra delicate, curved, length 10 cm |
| ④ | 511414 | JOSEPH Scissors , curved, length 14 cm |
| ⑤ | 513410 | COTTLE Scissors , curved, length 10.5 cm |
| ⑥ | 791202 | Scissors , curved, sharp/blunt, length 14.5 cm |
| ⑦ | 530910 | Tissue Forceps , delicate, 1 x 2 teeth, length 10 cm |
| ⑧ | 530811 | Tissue Forceps , 7 x 8 fine teeth, length 11 cm |
| ⑨ | 792402 | Dressing Forceps , length 14.5 cm |
| ⑩ | 793402 | Tissue Forceps , length 14.5 cm |
| ⑪ | 151011 | Cotton Applicator , triangular serrated, working length 13 cm |
| ⑫ | 493000 | COTTLE Nasal Knife , rounded edge, length 14 cm |
| ⑬ | 474000 | FREER Elevator , double-ended, length 20 cm |
| ⑭ | 474200 | FREER-JOSEPH Elevator , double-ended, length 20 cm |
| ⑮ | 477500 | FREER Raspatory , curved, width 4 mm, length 18 cm |
| ⑯ | 499101 | Hook , one prong, large curve, length 16.5 cm |
| ⑰ | 499205 | JOSEPH Double Hook , sharp, width 5 mm, length 15 cm |
| ⑱ | 786202 | Retractor , blunt, 2 prongs, length 17 cm |
| ⑲ | 810802 | Cup Medicine , 25 ccm |
| ⑳ | 204810 | FERGUSON Suction Tube , 10 Fr. |
| ㉑ | 204808 | Same , 8 Fr. |
| ㉒ | 6x 535212 | HALSTEAD "Mosquito" Artery Forceps , curved |
| ㉓ | 537014 | Dissecting Forceps , straight, without ratchet, length 14 cm |
| ㉔ | 794014 | ROCHESTER-PEAN Artery Forceps , straight, length 14 cm |
| ㉕ | 6x 796011 | BACKHAUS Towel Forceps , length 11 cm |
| ㉖ | 516013 | Needle Holder , tungsten carbide inserts, length 13 cm |
| ㉗ | 842116 | Bipolar Coagulation Forceps , length 16 cm |

Accessories recommended for containers (not illustrated):

- 39502 ZH **Wire Tray for Cleaning, Sterilization and Storage**
- 39740 A2 **Sterilization Container**, with MicroStop®
- 39763 A2 **Coding Label**
- 39762 D2 **Color Tab**, blue

Further accessories for cleaning and sterilization see catalog HYGIENE



8-942

PLESTER Basic Set for Ear Micro Surgery

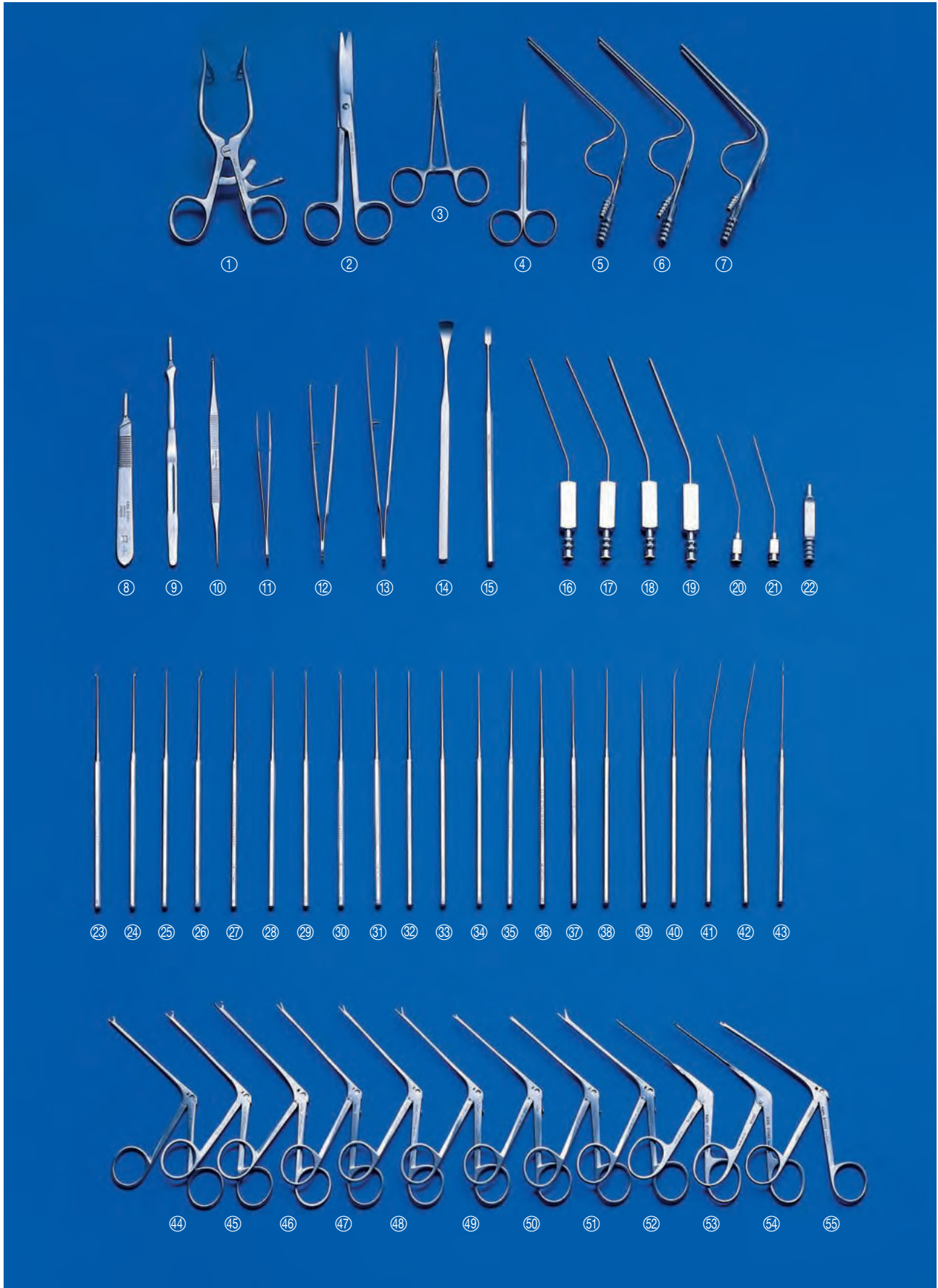
| | | | | | |
|---|-----------|--|----|--------------|---|
| ① | 400500 | HARTMANN Nasal Speculum , length 13 cm | ④⑦ | 2x 224001 | HOUSE Curette , large |
| ② | 213008 | PLESTER Elevator , width 8 mm | ④⑧ | 2x 224002 | Same , small |
| ③ | 212803 | LEMPERT Elevator , width 3 mm | ④⑨ | 225008 | HEERMANN Hook , retrograde |
| ④ | 213500 | Tissue Forceps , 1 x 2 teeth, length 11.5 cm | ⑤⑩ | 225405 | Pick 45° , size 0.5 mm |
| ⑤ | 214000 | WULLSTEIN Forceps , serrated, length 15 cm | ⑤⑪ | 223400 | KLEY Knife , footplate |
| ⑥ | 213200 | Scissors , curved, sharp/blunt, length 12 cm | ⑤⑫ | 2x 224802 | Hooks , footplate, 0.2 mm, length 16 cm |
| ⑦ | 2x 220211 | PLESTER Retractors , 2 x 2 prongs | ⑤⑬ | 2x 224806 | PLESTER Hooks , footplate, 0.6 mm, length 16 cm |
| ⑧ | 220411 | Same , left side with full blade | ⑤⑭ | 226600 | FISCH Perforator |
| ⑨ | 220511 | Same , right side with full blade | ⑤⑮ | 224400 | PLESTER Guiding Fork |
| ⑩ | 220700 | WILLIGER Retractor , 4 prongs, sharp | ⑤⑯ | 225410 | Pick 45° , size 1 mm |
| ⑪ | 2x 208000 | Surgical Handle , Fig. 3, length 12.5 cm | ⑤⑰ | 2x 223100 | PLESTER Round Knives , vertical |
| ⑫ | 208015 | Blade , Fig. 15, non-sterile, package of 100 | ⑤⑱ | 2x 226820 | Round Knives 45° , diameter 2 mm |
| | 208011 | Same , Fig. 11 (not illustrated) | ⑤⑲ | 2x 223300 | PLESTER Sickle Knife |
| | 208010 | Same , Fig. 10 (not illustrated) | ⑥① | 2x 224303 | WULLSTEIN Needles , slightly curved, length 16.5 cm |
| ⑬ | 791202 | Scissors , curved, pointed/blunt, length 14.5 cm | ⑥② | 225204 | Pick 90° , size 0.4 mm, length 16 cm |
| ⑭ | 794014 | ROCHESTER-PEAN Artery Forceps | ⑥③ | 225206 | Same , size 0.6 mm |
| ⑮ | 516013 | Needle Holder , tungsten carbide inserts, length 13 cm | ⑥④ | 225208 | Same , size 0.8 mm |
| ⑯ | 535012 | HALSTEAD " Mosquito " Artery Forceps , straight | ⑥⑤ | 225210 | Same , size 1 mm |
| ⑰ | 2x 535212 | Same , curved | | 239600 | Rack for 8 Instruments , 195 x 100 mm |
| ⑱ | 6x 796008 | BACKHAUS Towel Forceps , length 8 cm | | 239212 | Magnet Instrument Rack , 180 x 95 mm (not illustrated) |
| ⑲ | 227600 | GUILFORD-WRIGHT Wire Cutter , length 10 cm | | 239900 | Instrument Tray , perforated, 195 x 100 mm (not illustrated) |
| ⑳ | 227800 | SCHUKNECHT Wire Bending Die | | 239200 | Magnet Instrument Rack , 280 x 190 mm (not illustrated) |
| ㉑ | 6x 223000 | TEFLON Instrument Guard , for micro instruments | | 2x 239000 | Metal Cases , 300 x 200 x 50 mm, for 239200, 239212, 239600 and 239900 (not illustrated) |
| ㉒ | 122005 | HARTMANN Ear Speculum , outer diameter 5 mm | ⑥⑥ | 842216 | Bipolar Coagulating Forceps , length 16 cm |
| ㉓ | 122006 | Same , outer diameter 6 mm | | 847000 E | Bipolar High Frequency Cord , for Bipolar Forceps 842216, to KARL STORZ AUTOCON® |
| ㉔ | 122007 | Same , outer diameter 7.5 mm | | | Coagulator and Erbe Coagulator (not illustrated) |
| ㉕ | 221100 | HARTMANN Ear Forceps , extra delicate | ⑥⑦ | 280030 | Rack , for 36 straight shaft burrs |
| ㉖ | 221200 | FISCH Ear Forceps , extra delicate, pointed | ⑥⑧ | 261000 | Tungsten Carbide Shaft Burrs , set of 15 |
| ㉗ | 161000 | HARTMANN Ear Forceps , serrated, working length 8 cm | ⑥⑨ | 262000 | Diamond Straight Shaft Burrs , set of 15 |
| ㉘ | 221409 | WULLSTEIN Ear Forceps , oval cupped jaws, 0.9 mm | ⑦① | 265060 | Diamond Straight Shaft Burr , oblong, cylindrical, diameter 6 mm |
| ㉙ | 162020 | HARTMANN Ear Forceps , round cupped jaws, diameter 2 mm | | 40 7016 20-1 | UNIDRIVE® S III ENT SCB (not illustrated) |
| ㉚ | 222600 | BELLUCCI Scissors , delicate standard model | ⑦② | 20 7110 33 | High Performance EC Micro Motor II |
| ㉛ | 222800 | HOUSE-DIETER Malleus Nipper | ⑦③ | 20 7111 73 | Connecting Cable (not illustrated) |
| ㉜ | 227400 | McGEE Wire Crimper | ⑦④ | 252490 | INTRA Handpiece , straight |
| ㉝ | 4x 204007 | Suction Tubes , angular, outer diameter 0.7 mm | | 252475 | Same , angled |
| ㉞ | 4x 204010 | Same , outer diameter 1 mm | | 280052 | Pana Spray , for fast, smooth and thorough cleaning and lubrication, for INTRA drill handpieces and EC motors, package of 6 sprayers and 1 Spray Diffuser 280052 C – HAZARDOUS GOODS – UN 1950 (not illustrated) |
| ㉟ | 4x 204013 | Same , outer diameter 1.3 mm | ⑦⑤ | 810802 | Cup Medicine , 25 ccm |
| ㊱ | 4x 204015 | Same , outer diameter 1.5 mm | | | |
| ㊲ | 4x 204020 | Same , outer diameter 2 mm | | | |
| ㊳ | 204001 | Suction Handle , with cut-off hole, length 10 cm | | | |
| ㊴ | 204405 | PLESTER Suction Tube , 5 Fr. | | | |
| ㊵ | 204407 | Same , 7 Fr. | | | |
| ㊶ | 204409 | Same , 9 Fr. | | | |
| ㊷ | 152301 | Ear Hook , without ball end, size 1, length 15.5 cm | | | |
| ㊸ | 223803 | Seeker , with ball end, angled 45°, size 3 | | | |
| ㊹ | 153420 | BUCK Ear Curette , sharp, size 00 | | | |
| ㊺ | 153410 | Same , size 0 | | | |
| ㊻ | 224600 | PLESTER Hook , to abrade the underside of the tympanic membrane | | | |

Accessories recommended for containers (not illustrated):

- 39502 Z **Wire Tray for Cleaning, Sterilization and Storage**
- 39751 A2 **Container**, with MicroStop®
- 39763 A2 **Coding Label**
- 39762 D2 **Color Tab**, blue

Further accessories for cleaning and sterilization
see catalog HYGIENE

FISCH Special Set for Middle Ear Surgery, Tympanoplasty and Stapedotomy



FISCH Special Set for Middle Ear Surgery, Tympaanoplasty and Stapedotomy

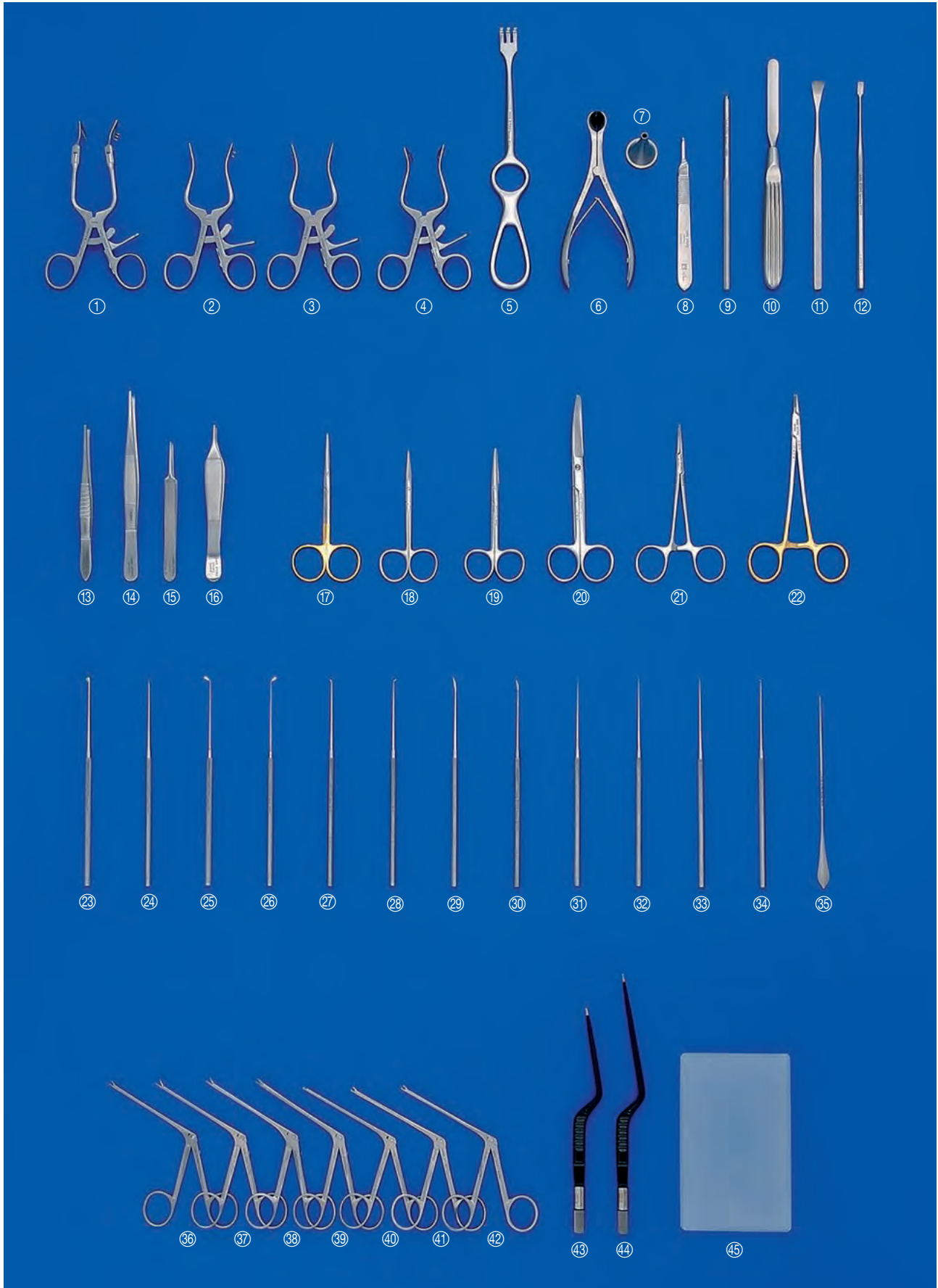
| | | | |
|---|----|----------|--|
| ① | 2x | 220213 | FISCH Retractors , 2 x 2 prongs, length 13 cm |
| ② | | 792003 | MAYO Dissecting Scissors , curved, length 15 cm |
| ③ | | 535312 | HALSTEAD "Mosquito" Artery Forceps , micro-model, curved, length 12.5 cm |
| ④ | | 213410 | FISCH Scissors , extra delicate, curved, sharp/sharp, length 10.5 cm |
| ⑤ | | 206300 | FISCH Suction and Irrigation Tube , conical, suction tube outer diameter 3.2 mm, irrigation tube outer diameter 2 mm, working length 9.5 cm |
| ⑥ | | 206600 | FISCH Suction and Irrigation Tube , cylindrical, suction tube outer diameter 2.5 mm, irrigation tube outer diameter 2 mm, working length 9.5 cm |
| ⑦ | | 206700 | Same , outer diameter suction tube 1.9 mm, irrigation tube outer diameter 1.9 mm |
| ⑧ | | 208000 | Surgical Handle , Fig. 3, length 12.5 cm |
| ⑨ | | 211804 | FISCH Dual Purpose Scalpel Handle , elevator on one side, scalpel handle no. 7 on the other side, length 16 cm |
| ⑩ | | 224003 | HOUSE Curette , medium |
| ⑪ | | 214500 F | Jeweler Forceps , fine, pointed, soft spring, length 11 cm |
| ⑫ | | 793303 F | Forceps , 1 x 2 teeth, fine size, soft spring, length 13 cm |
| ⑬ | | 214000 F | WULLSTEIN Forceps , soft spring, length 15 cm |
| ⑭ | | 213011 | FISCH Elevator , sharp, width 10 mm, length 16 cm |
| ⑮ | | 477500 | FREER Raspatory , curved, width 4 mm, length 18 cm |
| ⑯ | | 204729 | FISCH Suction Tube , outer diameter 1.2 mm |
| ⑰ | | 204730 | Same , outer diameter 1.5 mm |
| ⑱ | | 204732 | Same , outer diameter 2 mm |
| ⑲ | | 204733 | Same , outer diameter 2.2 mm |
| ⑳ | | 204352 | Suction Tube , angular, outer diameter 0.7 mm, working length 7 cm |
| ㉑ | | 204354 | Same , outer diameter 1 mm |
| ㉒ | | 204250 | FISCH Adaptor , with cut-off hole, LUER cone |
| ㉓ | | 226101 | FISCH Micro Raspatory , single curved to right, length 16 cm |
| ㉔ | | 226102 | Same , curved to left |
| ㉕ | | 226810 | Round Knife 45° , diameter 1 mm, length 16 cm |
| ㉖ | | 226301 | FISCH Tenotome , extra fine, length 16 cm |
| ㉗ | | 225405 | Pick 45° , size 0.5 mm, length 16 cm |
| ㉘ | | 225410 | Same , size 1 mm |
| ㉙ | | 225415 | Same , size 1.5 mm |
| ㉚ | | 225425 | Same , size 2.5 mm |
| ㉛ | | 225205 | Pick 90° , size 0.5 mm, length 16 cm |
| ㉜ | | 225210 | Same , size 1 mm |
| ㉝ | | 225215 | Same , size 1.5 mm |
| ㉞ | | 225220 | Same , size 2 mm |
| ㉟ | | 226600 | FISCH Manual Perforator , diameter 0.3 mm, length 16 cm |
| ㊱ | | 226604 | Same , diameter 0.4 mm |
| ㊲ | | 226605 | Same , diameter 0.5 mm |
| ㊳ | | 226606 | Same , diameter 0.6 mm |
| ㊴ | | 224812 | FISCH Hook , footplate, curved upwards 90° |
| ㊵ | | 224813 | Same , curved downwards 90° |
| ㊶ | | 226514 | FISCH Measuring Caliper , angled shaft, diameter 0.4 mm, length 16 cm |
| ㊷ | | 226516 | Same , diameter 0.6 mm |
| ㊸ | | 226500 | FISCH Measuring Rod , length 16 cm |
| ㊹ | | 221409 | WULLSTEIN Ear Forceps , extra delicate, oval cupped jaws, 0.9 mm, working length 8 cm |
| ㊺ | | 221406 | Same , oval cupped jaws, 0.6 mm |
| ㊻ | | 162020 | HARTMANN Ear Forceps , round cupped jaws, diameter 2 mm |
| ㊼ | | 221100 | HARTMANN Ear Forceps , extra delicate, serrated, working length 8 cm |
| ㊽ | | 221201 | FISCH Ear Forceps , extra delicate, serrated, 0.4 x 3.5 mm, working length 8 cm |
| ㊾ | | 221110 | FISCH-HARTMANN Ear Forceps , extra delicate, smooth, 1 x 4.5 mm, working length 8 cm |
| ㊿ | | 222606 | FISCH-BELLUCCI Micro Scissors , extra delicate, blade length 3 mm, with thin sheath, working length 8 cm |
| 1 | | 222603 | FISCH-BELLUCCI Micro Scissors , extra delicate, blade length 3 mm, working length 8 cm |
| 2 | | 222501 | FISCH-BELLUCCI Scissors , extra fine, blade length 7 mm, working length 8 cm |
| 3 | | 222710 | FISCH Crurotomy Scissors , curved to right, working length 7.5 cm |
| 4 | | 222720 | Same , curved to left |
| 5 | | 222801 | FISCH-DIETER Malleus Nipper , width 0.8 mm, working length 8 cm |
| 6 | | 239728 | Metal Tray , for 20 straight ear micro instruments with octagonal Handle, 275 x 175 x 36 mm (not illustrated) |

Accessories recommended for containers (not illustrated):

- 39502 Z **Wire Tray for Cleaning, Sterilization and Storage**
- 39751 A2 **Sterilization Container**, with MicroStop®
- 39763 A2 **Coding Label**
- 39762 D2 **Color Tab**, blue

Further accessories for cleaning and sterilization see catalog HYGIENE

DALCHOW Instrument Set for Pediatric Tympanoplasty



DALCHOW Instrument Set for Pediatric Tympanoplasty

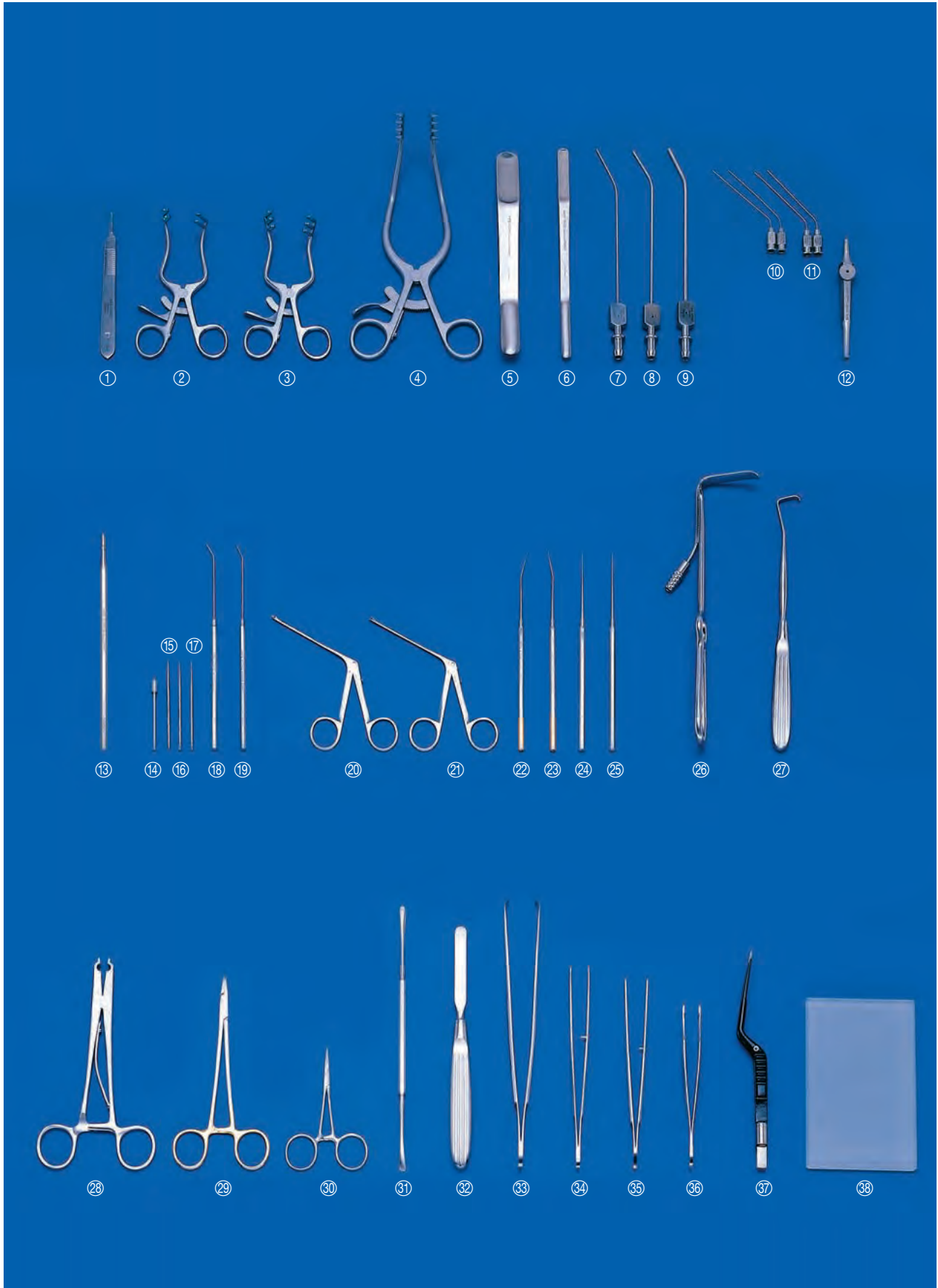
- ① 219714 K DALCHOW **Retractor**, 3 x 3 prongs, sharp, with adjustable swivel arms, length 14 cm
- ② 220421 K **Same**, 2 prongs on right, left full blade with atraumatic teeth, length 11 cm
- ③ 220521 K **Same**, 2 prongs on left, right full blade with atraumatic teeth, length 11 cm
- ④ 220211 K **Same**, 2 x 2 prongs, length 11 cm
- ⑤ 800503 VOLKMANN **Retractor**, blunt, 3 prongs, length 21 cm
- ⑥ 400500 HARTMANN **Nasal Speculum**, length 13 cm
- ⑦ 122005 HARTMANN **Ear Speculum**, outer diameter 5 mm
- ⑧ 208000 **Surgical Handle**, Fig. 3, length 12.5 cm
- ⑨ 496500 **Surgical Handle**, for miniature blades, round, length 15.5 cm
- ⑩ 213008 PLESTER **Raspatory**, width 8 mm, length 18 cm
- ⑪ 213011 FISCH **Raspatory**, width 10 mm, length 16 cm
- ⑫ 477500 FREER **Raspatory**, curved, width 4 mm, length 18 cm
- ⑬ 213500 **Tissue Forceps**, 1 x 2 teeth, length 11.5 cm
- ⑭ 793401 **Tissue Forceps**, 1 x 2 teeth, standard width, length 14.5 cm
- ⑮ 214500 F **Jeweler Forceps**, fine, pointed, soft spring, length 11 cm
- ⑯ 533012 ADSON **Dressing Forceps**, serrated, length 12 cm
- ⑰ 512511 **Scissors**, with tungsten carbide inserts, blunt/blunt, curved, length 11 cm
- ⑱ 511010 **Scissors**, extra delicate, straight, length 10 cm
- ⑲ 513410 COTTLE **Scissors**, curved, length 10.5 cm
- ⑳ 791202 **Dissecting Scissors**, curved, sharp/blunt, length 14.5 cm
- ㉑ 535212 HALSTEAD "Mosquito" **Artery Forceps**, curved, length 12.5 cm
- ㉒ 516015 **Needle Holder**, tungsten carbide inserts, length 15 cm
- ㉓ 223100 PLESTER **Round Knife**, vertical, standard size 3.5 x 2.5 mm, length 16 cm
- ㉔ 226810 **Round Knife 45°**, diameter 1 mm, length 16 cm
- ㉕ 226105 DALCHOW **Micro Raspatory**, single curved to right, width 1.5 mm, length 16 cm
- ㉖ 226106 **Same**, single curved to left
- ㉗ 226101 FISCH **Micro Raspatory**, single curved to right, length 16 cm
- ㉘ 226102 **Same**, left
- ㉙ 223300 PLESTER **Sickle Knife**, double-edged, standard model, slightly curved, length 16 cm
- ㉚ 223302 PLESTER **Sickle Knife**, double-edged, medium curve, length 16 cm
- ㉛ 225204 **Pick**, 90°, size 0.4 mm, length 16 cm
- ㉜ 225206 **Same**, size 0.6 mm
- ㉝ 225208 **Same**, size 0.8 mm
- ㉞ 225210 **Same**, size 1 mm
- ㉟ 797114 **Myrtle Leaf Probe**, diameter 1.5 mm, length 14.5 cm
- ㊱ 221201 FISCH **Ear Forceps**, extra delicate, serrated, 0.4 x 3.5 mm, working length 8 cm
- ㊲ 221200 **Same**, pointed, 1 x 4.5 mm
- ㊳ 221100 HARTMANN **Ear Forceps**, extra delicate, serrated, working length 8 cm
- ㊴ 222600 BELLUCCI **Scissors**, delicate standard model, blade length 8 mm, working length 8 cm
- ㊵ 222801 FISCH-DIETER **Malleus Nipper**, extra delicate, upbiting, width 0.8 mm, working length 8 cm
- ㊶ 221406 WULLSTEIN **Ear Forceps**, extra delicate, oval cupped jaws, 0.6 mm, working length 8 cm
- ㊷ 221409 **Same**, 0.9 mm
- ㊸ 844116 **Bipolar Coagulation Forceps**, insulated, bayonet-shaped, pointed, length 16 cm
- ㊹ 844219 **Same**, blunt, width of tip 1 mm, length 19 cm
- ㊺ 847000 E **Bipolar High Frequency Cord**, for KARL STORZ bipolar instruments, for use with AUTOCON® 50/200/350 and Erbe coagulator (not illustrated)
- ㊻ 231008 **Preparation Plate**, glass, 10 x 8 cm

Accessories recommended for containers (not illustrated):

- 39502 Z **Wire Tray for Cleaning, Sterilization and Storage**
- 39750 A2 **Sterilization Container**, with MicroStop®
- 39763 A2 **Coding Label**
- 39762 D2 **Color Tab**, blue

Further accessories for cleaning and sterilization see catalog HYGIENE

LENARZ Supplement Set for Cochlear Implantation



11-031

LENARZ Supplement Set for Cochlear Implantation

| | | |
|---|-----------|---|
| ① | 208000 | Surgical Handle , Fig. 3, length 12.5 cm |
| ② | 220211 | PLESTER Retractor , 2 x 2 prongs, length 11 cm |
| ③ | 219511 | WULLSTEIN Retractor , 3 x 3 prongs, length 11 cm |
| ④ | 2x 214920 | ANDERSON-ADSON Retractor , 4 x 4 prongs, sharp, curved, length 20 cm |
| ⑤ | 662477 | OLIVECRONA Brain Spatula , angled on both sides, concave, elastic, width 11 and 13 mm, length 18 cm |
| ⑥ | 662476 | Same , width 7 and 9 mm |
| ⑦ | 204405 | PLESTER Suction Tube , with grip plate, cut-off hole and stylet, LUER, 5 Fr., length 20 cm |
| ⑧ | 204407 | Same , 7 Fr. |
| ⑨ | 204409 | Same , 9 Fr. |
| ⑩ | 2x 204005 | Suction Tube , angular, LUER-Lock, outer diameter 0.5 mm, working length 6 cm |
| ⑪ | 2x 204007 | Same , outer diameter 0.7 mm |
| ⑫ | 204004 | WULLSTEIN Suction Handle , with cut-off hole, LUER cone, length 10 cm, for Suction Tubes 204005 – 204025, 204305 – 204330 |
| ⑬ | 233110 | Octagonal Handle , with LUER cone, straight, length 17 cm |
| ⑭ | 262550 | Diamond Burr , barrel-shaped, diameter 5 mm, length 10 mm, for creating a flat bone edge during cochlea implantation surgery, blunt tip for protection of the dura, with smooth shaft diameter 2.35 mm, length 44 mm |
| ⑮ | 262506 | Diamond Burr , shaft diameter 2.35 mm, diameter 0.6 mm, length 70 mm |
| ⑯ | 262510 | Same , diameter 1 mm |
| ⑰ | 262514 | Same , diameter 1.4 mm |
| ⑱ | 223891 | Seeker , extra delicate, angled 25°, with ball end diameter 1 mm, length 16 cm |
| ⑲ | 223892 | Same , with ball end diameter 1.5 mm |
| ⑳ | 233212 | Forceps , for insertion of cochlea electrodes, nucleus 24 contour, curved to left, working length 6 cm |
| ㉑ | 233211 | Same , curved to right |
| ㉒ | 233105 | Micro Guiding Instrument , for electrodes array, claw-shaped, tip angled downwards, length 16 cm |
| ㉓ | 233106 | Same , tip angled upwards |
| ㉔ | 224802 | Footplate Hook , 0.2 mm, length 16 cm |
| ㉕ | 224806 | PLESTER Footplate Hook , 0.6 mm, length 16 cm |
| ㉖ | 801814 | LENARZ Retractor , 43 x 11 mm, slim and flat blade with integrated suction tube, length 21.5 cm |
| ㉗ | 786500 | SCHÖNBORN Thymus Retractor , width 5 mm, length 20.5 cm |
| ㉘ | 799990 | RANEY Applying and Removing Forceps , for scalp haemostasis clips, length 16 cm |
| | 799995 | RANEY Scalp Haemostasis Clips , package of 12 (not illustrated) |
| ㉙ | 516015 | Needle Holder , tungsten carbide inserts, length 15 cm |
| ㉚ | 536909 | Dissecting and Ligature Forceps , straight, smooth jaws, length 9.5 cm |
| ㉛ | 474000 | FREER Elevator , double-ended, semisharp and blunt, length 20 cm |
| ㉜ | 213008 | PLESTER Raspatory , width 8 mm, length 18 cm |
| ㉝ | 662721 | ALLIS Forceps , with fine teeth, length 20 cm |
| ㉞ | 214000 | WULLSTEIN Forceps , serrated, length 15 cm |
| ㉟ | 792403 | Dressing Forceps , narrow width, length 14.5 cm |
| ㊱ | 533212 | ADSON-BROWN Tissue Forceps , atraumatic, fine side grasping teeth, length 12 cm |
| ㊲ | 844319 | Bipolar Coagulation Forceps , insulated, bayonet-shaped, slender, tip 0.5 mm wide, length 19 cm, for use with Bipolar High Frequency Cords 847000 or 847000 A/E/M/V |
| | 847000 E | Bipolar High Frequency Cord , for KARL STORZ bipolar instruments, for use with AUTOCON® 50/200/350 and Erbe coagulator (not illustrated) |
| ㊳ | 231008 | Preparation Plate , glass, 10 x 8 cm |

Accessories recommended for containers (not illustrated):

39502 Z **Wire Tray for Cleaning, Sterilization and Storage**

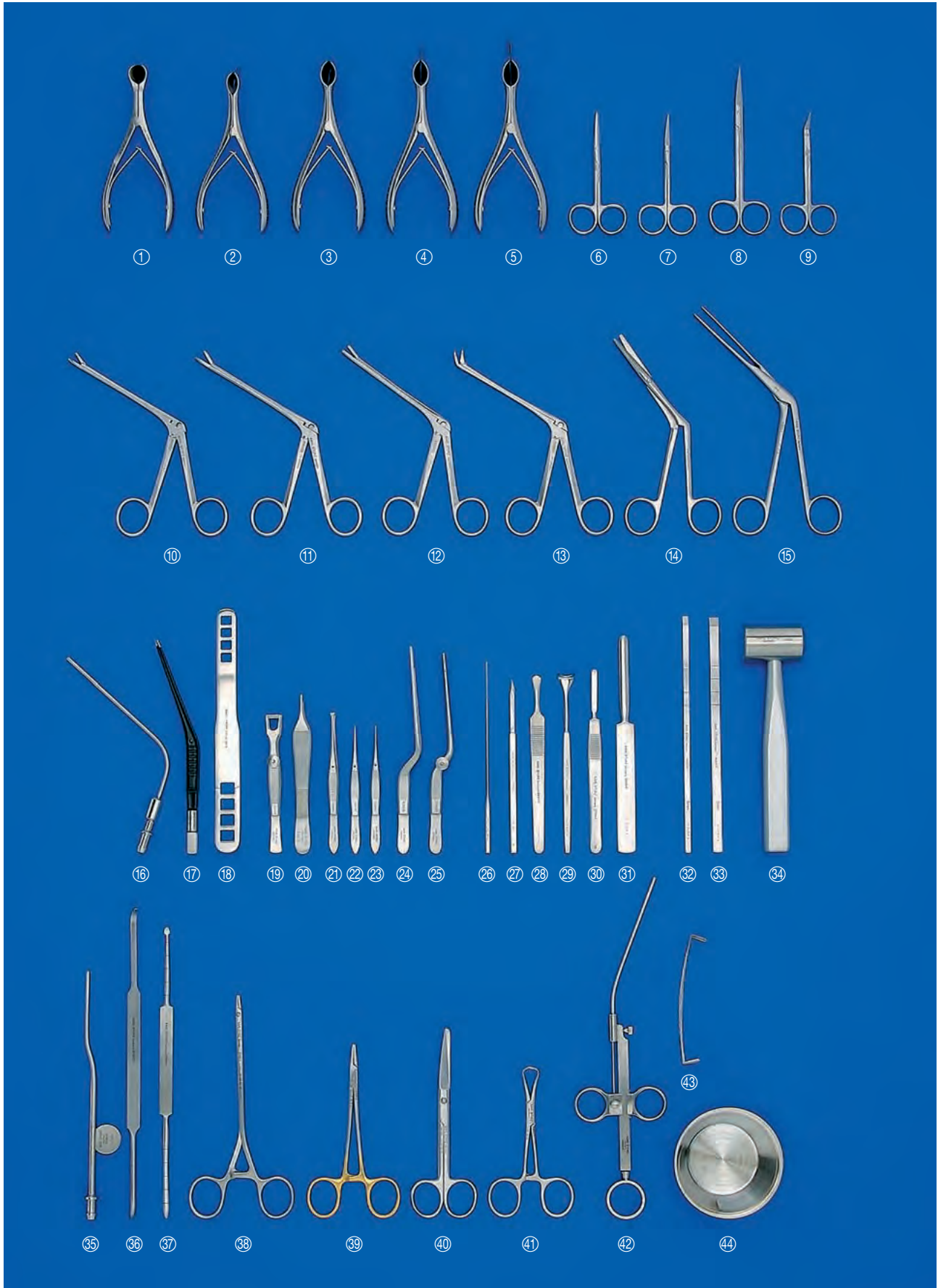
39740 A2 **Sterilization Container**, with MicroStop®

39763 A2 **Coding Label**

39762 D2 **Color Tab**, blue

Further accessories for cleaning and sterilization see catalog HYGIENE

Basic Set for Septum Surgery



8-942

Basic Set for Septum Surgery

| | | |
|---|-----------|--|
| ① | 400500 | HARTMANN Nasal Speculum , for adults, length 13 cm |
| ② | 403655 | COTTLE Nasal Speculum , blade length 55 mm, length 13 cm |
| ③ | 403555 | KILLIAN-STRUYSCKEN Nasal Speculum , standard model, blade length 55 mm, length 13.5 cm |
| ④ | 403575 | Same , blade length 75 mm |
| ⑤ | 403590 | Same , blade length 90 mm |
| ⑥ | 513410 | COTTLE Scissors , curved, length 10.5 cm |
| ⑦ | 511210 | Scissors , extra delicate, curved, length 10 cm |
| ⑧ | 511414 | JOSEPH Scissors , curved, length 14 cm |
| ⑨ | 513200 | WALTER Scissors , angled, length 10 cm |
| ⑩ | 456001 | BLAKESLEY Nasal Forceps , size 1 |
| ⑪ | 456003 | Same , size 3 |
| ⑫ | 455500 | TAKAHASHI Nasal Forceps , working length 9.5 cm |
| ⑬ | 449002 | HEYMANN Nasal Scissors , medium |
| ⑭ | 456502 | BLAKESLEY-WILDE Nasal Forceps , 45° upturned, size 2 |
| ⑮ | 430300 | LUBET-BARBON Nasal Dressing Forceps |
| ⑯ | 204809 | FERGUSON Suction Tube , 9 Fr. |
| ⑰ | 843116 | Bipolar Coagulating Forceps , angular |
| | 847000 E | Bipolar High Frequency Cord , for Coagulation Forceps 843116, suitable for KARL STORZ coagulator AUTOCON® and Erbe coagulator (not illustrated) |
| ⑱ | 740000 | BRÜNNINGS Tongue Depressor , length 19 cm |
| ⑲ | 534500 | COTTLE Columella Clamp , length 11 cm |
| ⑳ | 533212 | ADSON-BROWN Tissue Forceps , atraumatic, fine side grasping teeth, length 12 cm |
| ㉑ | 530811 | Tissue Forceps , 7 x 8 fine teeth, length 11 cm |
| ㉒ | 530710 | Dressing Forceps , delicate, length 10 cm |
| ㉓ | 530910 | Same , straight, 1 x 2 teeth |
| ㉔ | 426516 | JANSEN Nasal Dressing Forceps , bayonet-shaped, length 16.5 cm |
| ㉕ | 534015 | COTTLE Lower Lateral Forceps , bayonet-shaped |
| ㉖ | 2x 417013 | Cotton Applicators , triangular serrated, length 15 cm |
| ㉗ | 496800 | Nasal Knife , curved |
| ㉘ | 493000 | COTTLE Nasal Knife , rounded edge, length 14 cm |
| ㉙ | 498400 | COTTLE Retractor |
| ㉚ | 478304 | McKENTY Raspatory , width 4 mm |
| ㉛ | 525800 | Elevator , for reposition |
| ㉜ | 484004 | COTTLE Chisel , flat, width 4 mm |
| ㉝ | 484007 | Same , width 7 mm |
| ㉞ | 174200 | COTTLE Metal Mallet |
| ㉟ | 479800 | Suction Raspatory , with stylet |
| ㊱ | 479200 | COTTLE Elevator , double-ended |
| ㊲ | 479000 | MASING Elevator , double-ended |
| ㊳ | 515017 | Needle Holder , extra delicate, length 17 cm |
| ㊴ | 516013 | Needle Holder , tungsten carbide inserts, length 13 cm |
| ㊵ | 791202 | Scissors , curved, sharp/blunt, length 14.5 cm |
| ㊶ | 6x 796011 | BACKHAUS Towel Forceps , length 11 cm |
| ㊷ | 440000 | KRAUSE Nasal Snare , length 25 cm |
| ㊸ | 443500 | Nasal Snare Wire , for 440000 – 441510, package of 25 |
| ㊹ | 2x 810810 | Cup Medicine , 100 ccm |

Accessories recommended for containers (not illustrated):

 39502 Z **Wire Tray for Cleaning, Sterilization and Storage**

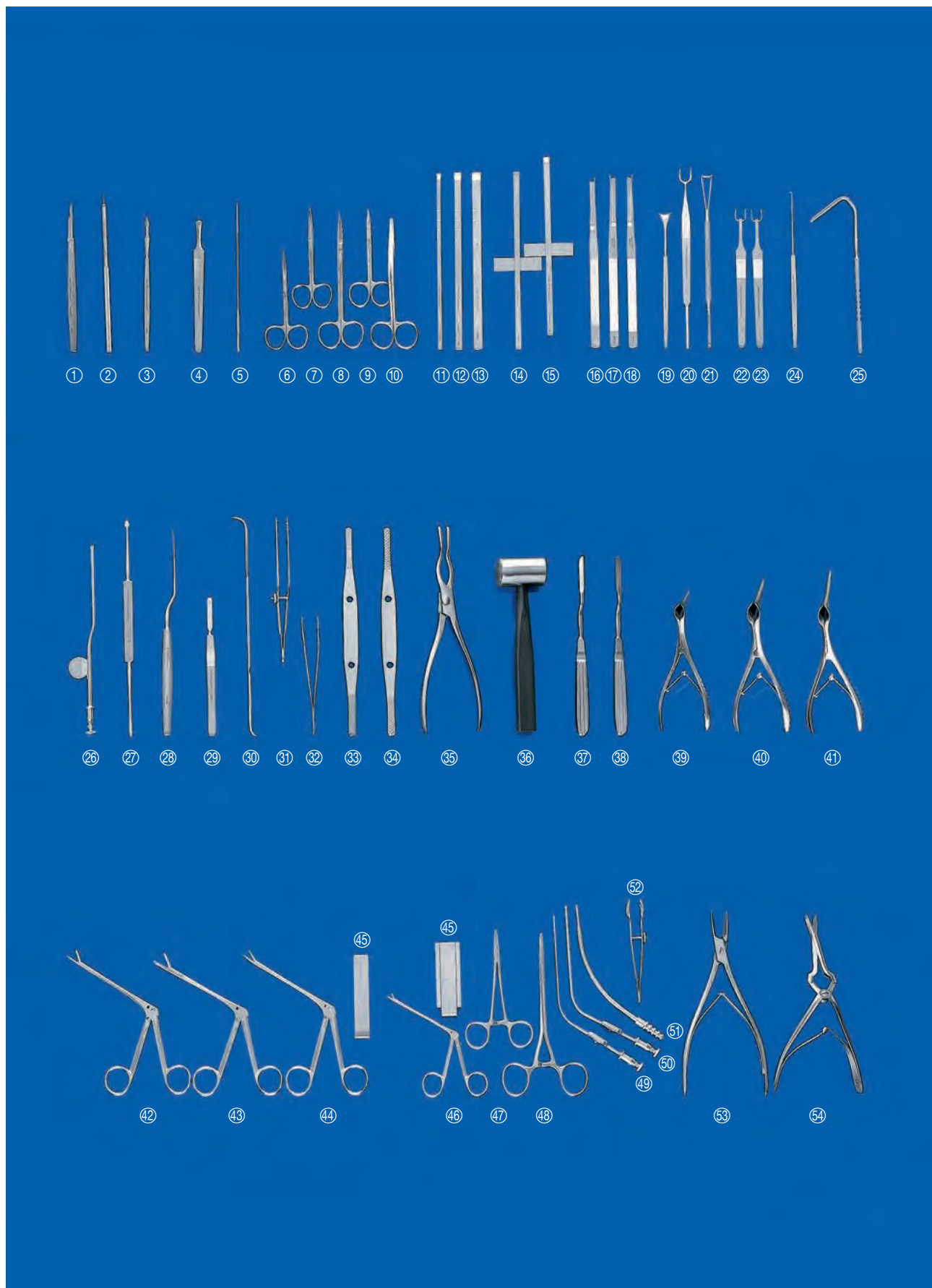
 39751 A2 **Sterilization Container**, with MicroStop®

 39763 A2 **Coding Label**

 39762 D2 **Color Tab**, blue

Further accessories for cleaning and sterilization see catalog HYGIENE

Basic Set for Rhinoplasty



Basic Set for Rhinoplasty

| | | |
|---|-----------|---|
| ① | 496400 | MASING Surgical Handle |
| | 208015 | Blade , Fig. 15, non-sterile, package of 100 (not illustrated) |
| | 208011 | Same , Fig. 11 (not illustrated) |
| ② | 496500 | Surgical Handle , for miniature blades, round, length 15.5 cm |
| | 496764 | Miniature Blade , Fig. 64, round, sterile, package of 24 (not illustrated) |
| ③ | 496900 | MASING Nasal Knife |
| ④ | 493000 | COTTLE Nasal Knife , rounded edge, length 14 cm |
| ⑤ | 3x 417013 | Cotton Applicators , triangular serrated, length 15 cm |
| ⑥ | 511210 | Scissors , extra delicate, curved, length 10 cm |
| ⑦ | 513410 | COTTLE Scissors , curved, length 10.5 cm |
| ⑧ | 511414 | JOSEPH Scissors , curved, length 14 cm |
| ⑨ | 513200 | WALTER Scissors , angled, length 10 cm |
| ⑩ | 513700 | FOMON Dorsal Scissors , angular, working length 6.5 cm |
| ⑪ | 484004 | COTTLE Chisel , flat, width 4 mm |
| ⑫ | 484007 | Same , width 7 mm |
| ⑬ | 484009 | Same , width 9 mm |
| ⑭ | 484206 | COTTLE Crossbar Osteotome , graduated, straight |
| ⑮ | 484406 | Same , curved |
| ⑯ | 484800 | MASING Chisel , straight |
| ⑰ | 484700 | Same , curved to left |
| ⑱ | 484600 | Same , curved to right |
| ⑲ | 498400 | COTTLE Retractor |
| ⑳ | 505700 | COTTLE Retractor , double-ended |
| ㉑ | 505800 | NEIVERT Retractor , double-ended, made of wire, length 18 cm |
| ㉒ | 505100 | COTTLE Retractor , 2 prongs, blunt prong on left |
| ㉓ | 505000 | Same , blunt prong on right |
| ㉔ | 499101 | Hook , one prong, sharp curve, length 16.5 cm |
| ㉕ | 506400 | AUFRICHT Nasal Retractor |
| ㉖ | 479800 | Suction Elevator , with stylet |
| ㉗ | 479000 | MASING Elevator , double-ended |
| ㉘ | 478100 | JOSEPH-MASING Raspatory |
| ㉙ | 478305 | McKENTY Raspatory , width 5 mm |
| ㉚ | 479200 | COTTLE Elevator , double-ended |
| ㉛ | 534015 | COTTLE Lower Lateral Forceps , bayonet-shaped |
| ㉜ | 533212 | ADSON-BROWN Tissue Forceps , atraumatic, fine side grasping teeth, length 12 cm |
| ㉝ | 523600 | Nasal Rasp , double-ended, fine |
| ㉞ | 523700 | Nasal Rasp , double-ended, coarse |
| ㉟ | 528800 | WALSHAM Septum Straightening Forceps |
| ㊱ | 174200 | COTTLE Metal Mallet |
| ㊲ | 523000 | JOSEPH Saw , bayonet-shaped, right |
| ㊳ | 523100 | Same , left |
| ㊴ | 403655 | COTTLE Nasal Speculum , blade length 55 mm, length 13 cm |
| ㊵ | 403575 | KILLIAN-STRUYCKEN Nasal Speculum , standard model, blade length 75 mm, length 13.5 cm |
| ㊶ | 403590 | Same , blade length 90 mm |
| ㊷ | 456001 | BLAKESLEY Nasal Forceps , size 1 |
| ㊸ | 456003 | Same , size 3 |
| ㊹ | 458000 | WATSON-WILLIAMS Nasal Forceps , serrated |
| ㊺ | 523900 | COTTLE Bone Crusher , with clip |
| ㊻ | 517000 | MASING Needle Holder , ear forceps shape |
| ㊼ | 516513 | NEIVERT-MASING Needle Holder , length 13 cm |
| ㊽ | 515017 | Needle Holder , extra delicate, length 17 cm |
| ㊾ | 529207 | FRAZIER Suction Tube , outer diameter 7 Fr./2 mm, working length 10 cm, total length 17.5 cm |
| ㊿ | 529209 | Same , outer diameter 9 Fr./3 mm |
| ① | 529105 | Suction Tube , curved, outer diameter 5 mm |
| ② | 534500 | COTTLE Columella Clamp , length 11 cm |
| ③ | 469000 | KAZANIJAN Nasal Hump Forceps , length 20 cm |
| ④ | 468000 | JANSEN-MIDDLETON Septum Forceps , working length 10 cm |

Accessories recommended for containers (not illustrated):

 39502 Z **Wire Tray for Cleaning, Sterilization and Storage**

 39751 A2 **Sterilization Container**, with MicroStop®

 39763 A2 **Coding Label**

 39762 D2 **Color Tab**, blue

Further accessories for cleaning and sterilization see catalog HYGIENE

BERGHAUS Instrument Set for Septo-Rhinoplasty



BERGHAUS Instrument Set for Septo-Rhinoplasty

- ① 488002 COTTLE **Nasal Speculum**, extra slender, without set screw, special matt finish, blade length 35 mm, length 13 cm
- ② 488003 **Same**, blade length 55 mm
- ③ 488004 **Same**, blade length 75 mm
- ④ 488018 KILLIAN-CLAUS **Septum Chisel**, with V-shaped cutting edge, special matt finish, width 5 mm, length 16.5 cm
- ⑤ 488010 RUBIN **Osteotome**, flat, straight, double-edged grinding, rounded corners, with finger grip for controlled osteotome guidance, special matt finish, width 10 mm, length 16.5 cm
- ⑥ 488012 **Same**, width 12 mm
- ⑦ 488014 **Same**, width 14 mm
- ⑧ 488022 **Chisel**, with finger button, flat, special matt finish, width 2 mm, length 18 cm
- ⑨ 488023 **Same**, width 3 mm
- ⑩ 488024 **Same**, width 4 mm
- ⑪ 488030 **Marking Instrument**, for nasal tip, with ball and half cup, straight, special matt finish, length 11 cm
- ⑫ 488032 HEYMANN **Nasal Scissors**, medium size, special matt finish, working length 9.5 cm
- ⑬ 488034 CRAIG **Septum Forceps**, straight, special matt finish, working length 9 cm
- ⑭ 488041 BLAKESLEY **Nasal Forceps**, slender, straight, special matt finish, size 1, working length 11 cm
- ⑮ 488038 RUBIN **Septum Morcelizer**, double action, straight, special matt finish, length 20 cm
- ⑯ 488036 BECKER-CAPLAN **Septum Scissors**, double action, serrated, slender, special matt finish, working length 9.5 cm
- ⑰ 488044 JANSEN **Nasal Dressing Forceps**, bayonet-shaped, slender, special matt finish, length 16 cm
- ⑱ 488045 ADSON-BROWN **Forceps**, micro-model, atraumatic, fine side grasping teeth, special matt finish, length 12 cm
- ⑲ 488046 ADSON **Tissue Forceps**, atraumatic, fine side grasping teeth, special matt finish, length 15 cm
- ⑳ 488047 ADSON **Tissue Forceps**, 1 x 2 teeth, length 12 cm
- ㉑ 488049 KILNER **Scissors**, curved, with tungsten carbide inserts, flat end, sharp/sharp, extra delicate, special matt finish, length 13.5 cm
- ㉒ 488048 KILNER **Scissors**, curved, sharp/sharp, special matt finish, length 13.5 cm
- ㉓ 488050 KILNER **Scissors**, curved, flat end, blunt/blunt, special matt finish, length 15.5 cm
- ㉔ 488054 AUFRICHT **Nasal Retractor**, with side protector, special matt finish, length 16.5 cm
- ㉕ 488060 **Ala Double Hook**, with octagonal handle, with 2 sharp points, strongly curved, special matt finish, width 2 mm, length 16.5 cm
- ㉖ 488056 KILNER **Ala Retractor**, two sharp points with button, special matt finish, width 10 mm, length 8.5 cm
- ㉗ 488058 **Same**, width 13 mm
- ㉘ 488084 FERGUSON **Suction Tube**, with cut-off hole and stylet, LUER, special matt finish, outer diameter 8 Fr., working length 11 cm
- ㉙ 488085 **Same**, outer diameter 10 Fr.
- ㉚ 488086 **Same**, outer diameter 12 Fr.
- ㉛ 488065 BERGHAUS **Ala Guiding Set**
- ㉜ 488070 JOSEPH **Elevator**, slightly curved, special matt finish, width 4 mm, length 17.5 cm
- ㉝ 488071 **Same**, strongly curved, width 3.4 mm
- ㉞ 488090 **Scalpel Handle**, No. 3, special matt finish, length 12.5 cm
- ㉟ 488074 FREER **Elevator**, double-ended, sharp and blunt, special matt finish, length 20 cm
- ㊱ 488078 **Nasal Rasp**, double-ended, coarse, special matt finish, length 21.5 cm
- ㊲ 488076 AUFRICHT **Glabella Rasp**, double-ended, backward cutting, length 20.5 cm
- ㊳ 488080 RYDER **Needle Holder**, tungsten carbide inserts, extra delicate and flat, special matt finish, length 18 cm
- ㊴ 439300 BERGHAUS **Metal Nasal Mirror**
- 174200 COTTLE **Metal Mallet**, length 18 cm (not illustrated)
- 231000 **Hone**, "ARKANSAS" oil stone, wedge-shaped, size 10 x 4 cm (not illustrated)

Accessories recommended for containers (not illustrated):

- 39502 Z **Wire Tray for Cleaning, Sterilization and Storage**
- 39751 A2 **Sterilization Container**, with MicroStop®
- 39763 A2 **Coding Label**
- 39762 D2 **Color Tab**, blue

Further accessories for cleaning and sterilization see catalog HYGIENE

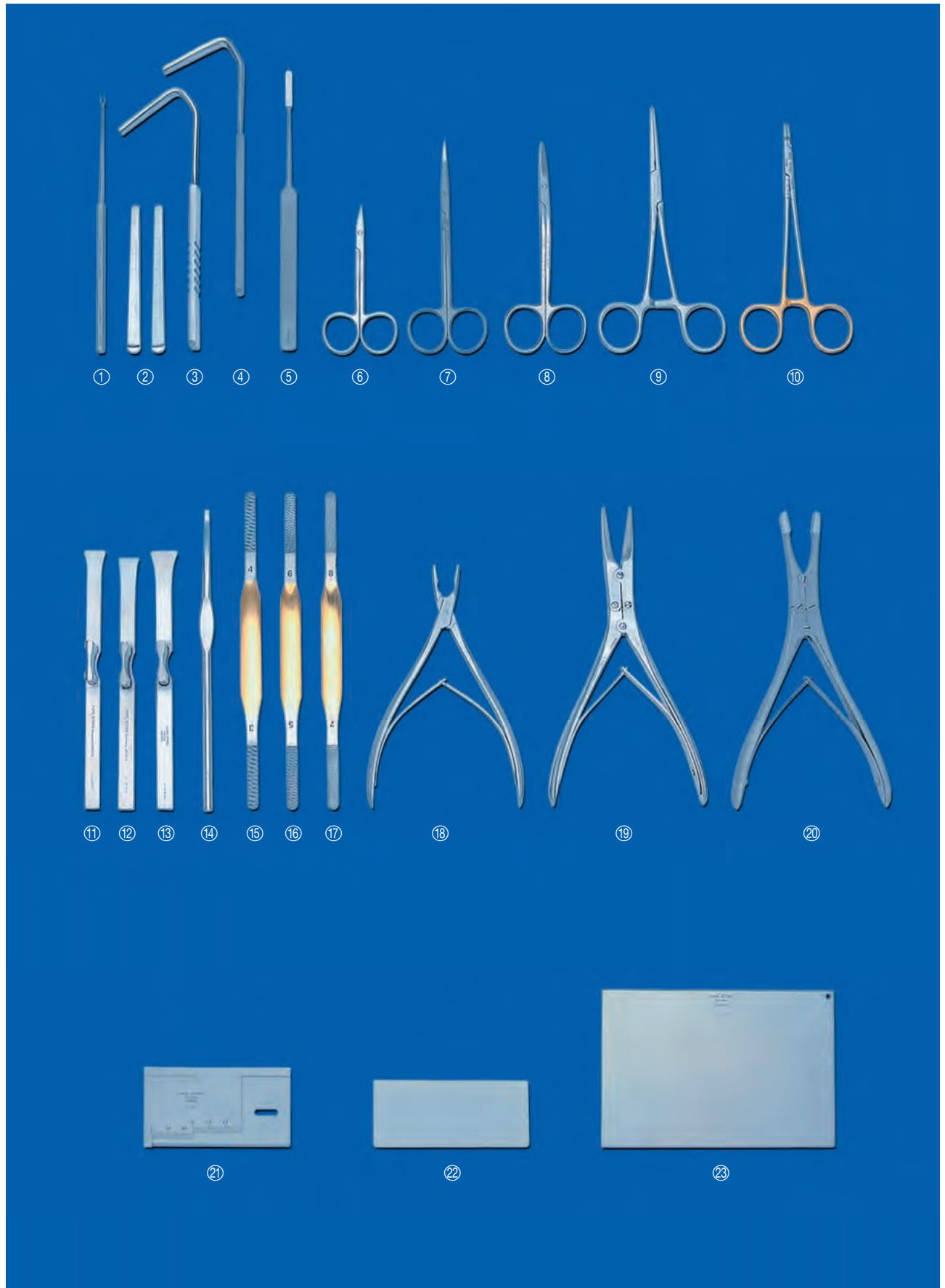
SIMMEN-BRINER Special Nasal Instrument Set



SIMMEN-BRINER Special Nasal Instrument Set

| | | | | | |
|---|-----------|---|--|--|---|
| ① | 7230 AA | HOPKINS® II Straight Forward Telescope 0° , enlarged view, diameter 4 mm, length 18 cm, autoclavable , fiber optic light transmission incorporated, color code: green | ③⑥ | 486103 SB | Osteotome , flat, double-edged grinding, width 3 mm, length 19 cm |
| ② | 723772 | STAMMBERGER Telescope Handle , round | ③⑦ | 486104 SB | Same , width 4 mm |
| ③ | 403835 | COTTLE Nasal Speculum , with set screw, blade length 35 mm, length 13 cm | ③⑧ | 486107 SB | Same , width 7 mm |
| ④ | 403855 | Same , blade length 55 mm | ③⑨ | 174200 | COTTLE Metal Mallet |
| ⑤ | 403875 | Same , blade length 75 mm | ④① | 844219 | Bipolar Coagulating Forceps , insulated, bayonet-shaped, blunt, tip 1 mm, length 19 cm |
| ⑥ | 403390 | KILLIAN-STRUICKEN Nasal Speculum , with set screw, blade length 90 mm, length 15 cm | ④② | 839330 | BRINER Bipolar Suction Cannula , angular, insulated, length of electrodes 3.5 mm, with cut-off hole, outer diameter 4.5 mm |
| ⑦ | 810506 | Septum Needle , angular, LUER-Lock | ④③ | 847000 E | Bipolar High Frequency Cord , length 300 cm (not illustrated) |
| ⑧ | 208000 | Surgical Handle , Fig. 3, length 12.5 cm | ④④ | 839312 | SIMMEN Insulated Suction Cannula , distal with not insulated horn, outer diameter 3.5 mm |
| ⑨ | 208100 | Surgical Handle , Fig. 4, length 13.5 cm | ④⑤ | 839312 A | Same , outer diameter 4 mm |
| ⑩ | 748000 | Surgical Handle , Fig. 7, length 16.5 cm | ④⑥ | 839313 | Same , outer diameter 4.5 mm |
| ⑪ | 474000 | FREER Elevator , double-ended, length 20 cm | ④⑦ | 26005 M | Unipolar High Frequency Cord , length 300 cm (not illustrated) |
| ⑫ | 479000 | MASING Elevator , double-ended, length 22.5 cm | ④⑧ | 440000 | KRAUSE Nasal Snare , length 25 cm |
| ⑬ | 2x 499001 | KILNER-GILLIES Hook , one prong, small curve, length 17 cm | ④⑨ | 443500 | Nasal Snare Wires , diameter 0.3 mm, length 10 cm, package of 25 (not illustrated) |
| ⑭ | 499210 | JOSEPH Double Hook , sharp, width 10 mm, length 15 cm | ④⑩ | 523900 | COTTLE Bone Crusher , with clip |
| ⑮ | 791815 | REYNOLDS Dissecting Scissors , curved, length 15 cm | ④⑪ | 2x 794014 | ROCHESTER-PEAN Artery Forceps , straight, length 14 cm |
| ⑯ | 511615 | METZENBAUM-LAHEY Scissors , curved, length 15 cm | ④⑫ | 2x 535212 | HALSTEAD "Mosquito" Artery Forceps , curved, length 12.5 cm |
| ⑰ | 2x 533113 | ADSON Tissue Forceps , micro-model, 1 x 2 teeth, length 12 cm | ④⑬ | 2x 794214 | ROCHESTER-PEAN Artery Forceps , curved, length 14 cm |
| ⑱ | 533112 | ADSON Tissue Forceps , 1 x 2 teeth, length 12 cm | ④⑭ | 2x 535412 | HALSTEAD "Mosquito" Artery Forceps , straight, 1 x 2 teeth, length 12.5 cm |
| ⑲ | 793301 | Tissue Forceps , 1 x 2 teeth, standard width, length 13 cm | ④⑮ | 516015 | Needle Holder , tungsten carbide inserts, length 15 cm |
| ⑳ | 793403 | Tissue Forceps , 1 x 2 teeth, narrow, length 14.5 cm | ④⑯ | 515117 | Same , length 17 cm |
| ㉑ | 2x 533212 | ADSON-BROWN Tissue Forceps , atraumatic, fine side grasping teeth, length 12 cm | ④⑰ | 791903 | MAYO Dissecting Scissors , straight, length 15 cm |
| ㉒ | 792303 | Dressing Forceps , narrow, length 13 cm | ④⑱ | 792003 | Same , curved |
| ㉓ | 792301 | Dressing Forceps , standard width, length 13 cm | ④⑲ | 748220 | DUPLAY Dressing and Sponge Holding Forceps , length 21 cm |
| ㉔ | 534015 | COTTLE Lower Lateral Forceps , with set screw, with teeth, length 15 cm | ④⑳ | 10x 796109 | Towel Forceps , length 9.5 cm |
| ㉕ | 426620 | GRÜNWALD Nasal Dressing Forceps , length 20 cm | ④㉑ | 810805 | Cup Medicine , 50 ccm, diameter 57 mm, height 47 mm (not illustrated) |
| ㉖ | 455500 | TAKAHASHI Nasal Forceps , working length 9.5 cm | ④㉒ | 810810 | Cup Medicine , 100 ccm, diameter 80 mm, height 30 mm (not illustrated) |
| ㉗ | 456002 | BLAKESLEY Nasal Forceps , size 2, working length 11 cm | Accessories recommended for containers (not illustrated): | | |
| ㉘ | 456003 | BLAKESLEY Nasal Forceps , size 3, working length 11 cm | 39502 Z | Wire Tray for Cleaning, Sterilization and Storage | |
| ㉙ | 449002 | HEYMANN Nasal Scissors , working length 9.5 cm | 39751 A2 | Sterilization Container , with MicroStop® | |
| ㉚ | 488034 | CRAIG Septum Forceps , working length 9 cm | 39763 A2 | Coding Label | |
| ㉛ | 204809 | FERGUSON Suction Tube , 9 Fr. | 39762 D2 | Color Tab , blue | |
| ㉜ | 204810 | Same , 10 Fr. | Further accessories for cleaning and sterilization | | |
| ㉝ | 204812 | Same , 12 Fr. | see catalog HYGIENE | | |
| ㉞ | 204815 | Same , 15 Fr. | | | |
| ㉟ | 479800 SB | Suction Raspatory , length 19.5 cm | | | |

SIMMEN-BRINER Special Rhinoplasty Set



| | | |
|---|-----------|---|
| ① | 488060 | Ala Double Hook , with octagonal handle, with 2 sharp points, width 2 mm, length 16.5 cm |
| ② | 2x 477098 | Ala Dilator , for preparation and cutting of nostril cartilage, graduated, width 5 x 8 mm, length 9.5 cm |
| ③ | 506400 | AUFRICHT Nasal Retractor , length 16.5 cm |
| ④ | 488054 | AUFRICHT Nasal Retractor , with side protector, length 16.5 cm |
| ⑤ | 488070 | JOSEPH Raspatory , slightly curved, width 4 mm, length 17.5 cm |
| ⑥ | 489084 | Angular Scissors , extra delicate, length 9.5 cm |
| ⑦ | 488048 | KILNER Scissors , curved, sharp/sharp, length 13.5 cm |
| ⑧ | 513700 | FOMON Scissors , curved, working length 6.5 cm |
| ⑨ | 498822 | AIACH Cartilage Graft Forceps , length 15 cm |
| ⑩ | 516115 | RYDER Needle Holder , extra delicate, length 15 cm |
| ⑪ | 487012 | RUBIN Osteotome , width of cut 12 mm, length 16.5 cm |
| ⑫ | 487014 | Same , width of cut 14 mm |
| ⑬ | 487016 | Same , width of cut 16 mm |
| ⑭ | 486102 SB | Osteotome , width 2 mm, length 19 cm |
| ⑮ | 523834 | Nasal Rasp , tungsten carbide, Fig. 3 and 4 |
| ⑯ | 523856 | Same , Fig. 5 and 6 |
| ⑰ | 523878 | Same , Fig. 7 and 8 |
| ⑱ | 200600 | LEMPERT Rongeur , straight, length 15.5 cm |
| ⑲ | 469200 | ROWLAND-MEYER Nasal Hump Forceps , double joint, curved blades, length 20 cm |
| ⑳ | 488038 | RUBIN Septum Morcelizer , straight, length 20 cm |
| ㉑ | 498820 | AIACH Grid , size 90 x 50 mm |
| ㉒ | 231000 | Hone , "ARKANSAS" oil stone, wedge-shaped, size 10 x 4 cm |
| ㉓ | 523913 | Metal Tray , size 10 x 15 cm |

Accessories recommended for containers (not illustrated):

39502 Z **Wire Tray for Cleaning, Sterilization and Storage**


39740 A2 **Sterilization Container**, with MicroStop®

39763 A2 **Coding Label**

39762 D2 **Color Tab**, blue

Further accessories for cleaning and sterilization see catalog HYGIENE

STAMMBERGER Basic FESS Set
 for Endoscopic Diagnosis and Surgery of Nasal Sinuses
 and Anterior Skull Base (MESSERKLINGER Technique)



STAMMBERGER Basic FESS Set

for Endoscopic Diagnosis and Surgery of Nasal Sinuses
and Anterior Skull Base (MESSERKLINGER Technique)

| | | |
|---|-------------|--|
| ① | 723005 A | Trocac and Cannula for Sinoscopy , fenestrated beak, outer diameter 5 mm |
| ② | 400500 | HARTMANN Nasal Speculum , for adults, length 13 cm |
| ③ | 7230 AA | HOPKINS® II Straight Forward Telescope 0° , enlarged view, diameter 4 mm, length 18 cm |
| ④ | 723770 | STAMMBERGER Handle , flat |
| ⑤ | 723772 | Same , round |
| ⑥ | 7230 BA | HOPKINS® II Forward-Oblique Telescope 30° , enlarged view, diameter 4 mm, length 18 cm |
| ⑦ | 7230 FA | HOPKINS® II Forward-Oblique Telescope 45° , enlarged view, diameter 4 mm, length 18 cm |
| ⑧ | 7229 AA | HOPKINS® II Straight Forward Telescope 0° , enlarged view, diameter 2.7 mm, length 18 cm |
| ⑨ | 7229 BA | HOPKINS® II Forward-Oblique Telescope 30° , enlarged view, diameter 2.7 mm, length 18 cm |
| | 5x 723750 B | Protection Tube for Telescopes (not illustrated) |
| | 15006 B | "ULTRA-STOP" Antifog Solution , 25 ml, pipette bottle (not illustrated) |
| | 15006 C | Same , 30 ml, sterile pierce bottle (not illustrated) |
| ⑩ | 843219 | Bipolar Coagulating Forceps , with integrated suction channel for epistaxis, length 19 cm |
| | 847000 E | Bipolar High Frequency Cord , length 300 cm (not illustrated) |
| ⑪ | 461015 | STAMMBERGER Bipolar Suction Forceps , 45° upturned, with suction channel, working length 12.5 cm |
| | 847002 U | Bipolar High Frequency Cord , for connection to all current bipolar cables, length 40 cm (not illustrated) |
| ⑫ | 810506 | Septum Needle , angular, LUER-Lock |
| ⑬ | 628001 | Sickle Knife , pointed, length 19 cm |
| ⑭ | 474000 | FREER Elevator , double-ended, semisharp and blunt, length 20 cm |
| ⑮ | 628702 | Antrum Curette , oblong, small, length 19 cm |
| ⑯ | 628712 | KUHN-BOLGER Frontal Sinus Curette , curved 55° |
| ⑰ | 628714 | Same , curved 90° |
| ⑱ | 629703 | Antrum Curette , forward cutting, small, length 19 cm |
| ⑲ | 629820 | Probe , double-ended, maxillary sinus ostium seeker, ball-shaped ends diameter 1.2 and 2 mm, length 19 cm |
| ⑳ | 479100 | COTTLE Elevator , length 20 cm |
| ㉑ | 722925 | Suction Tube , conical, malleable, outer diameter 2.5 mm |
| ㉒ | 529309 | FRAZIER Suction Tube , 9 Fr., working length 10 cm |
| ㉓ | 586125 | v. EICKEN Antrum Cannula , malleable, outer diameter 2.5 mm |
| ㉔ | 586130 | Same , outer diameter 3 mm |
| ㉕ | 586231 | v. EICKEN Antrum Cannula , outer diameter 3 mm |
| ㉖ | 586241 | Same , outer diameter 4 mm |
| ㉗ | 653000 | HEUWIESER Antrum Grasping Forceps , jaws curved downwards, fixed jaw curved 90°, movable jaw opening up to 120°, backward opening, working length 10 cm |
| ㉘ | 456801 B | BLAKESLEY-WILDE RHINOFORCE® II Nasal Forceps , 90° upturned, size 1, working length 13 cm |
| ㉙ | 456501 B | BLAKESLEY-WILDE RHINOFORCE® II Nasal Forceps , 45° upturned, size 1, working length 13 cm |
| ㉚ | 456001 B | BLAKESLEY RHINOFORCE® II Nasal Forceps , straight, size 1, working length 13 cm |
| ㉛ | 449201 | RHINOFORCE® II Nasal Scissors , straight, working length 13 cm |
| ㉜ | 651010 | STAMMBERGER RHINOFORCE® II Forceps, cupped jaws , vertical opening, 65° upturned, cupped jaws diameter 3 mm, working length 12 cm |
| ㉝ | 651020 | Same , horizontal opening |
| ㉞ | 723033 | Biopsy and Grasping Forceps , extra fine, with oval cupped jaws 3 x 5 mm, sheath diameter 1.5 mm, working length 14 cm |
| ㉟ | 459052 | STAMMBERGER Antrum Punch , left side downward and forward cutting |
| ㊱ | 459051 | Same , right side downward and forward cutting |
| ㊲ | 459012 | STAMMBERGER RHINOFORCE® II Antrum Punch , left side backward cutting, working length 10 cm |
| ㊳ | 459011 | Same , right side backward cutting |
| ㊴ | 455010 | STRUYCKEN RHINOFORCE® II Nasal Cutting Forceps , working length 13 cm |
| ㊵ | 460001 | STAMMBERGER Suction Punch , for biopsy and grasping, straight, with central suction channel, working length 10 cm |
| ㊶ | 460501 | Same , curved upwards |
| ㊷ | 723029 | Biopsy and Grasping Forceps , malleable, cupped jaws diameter 4 mm, working length 18 cm |
| ㊸ | 651050 | STAMMBERGER Punch , circular cutting, for sphenoid, ethmoid and choanal atresia, diameter 4.5 mm, working length 18 cm |
| ㊹ | 651060 | STAMMBERGER Punch , circular cutting, 65° upturned, for frontal sinus recess, diameter 3.5 mm, working length 17 cm |

Accessories recommended for containers (not illustrated):

39502 Z **Wire Tray for Cleaning, Sterilization and Storage**


39751 A2 **Sterilization Container**, with MicroStop®

39763 A2 **Coding Label**

39762 D2 **Color Tab**, blue

Further accessories for cleaning and sterilization see catalog HYGIENE

SIMMEN-BRINER Special Paranasal Sinus Set



SIMMEN-BRINER Special Paranasal Sinus Set

- ① 7230 FLA **HOPKINS® II Forward-Oblique Telescope 45°**, enlarged view, diameter 4 mm, length 18 cm, autoclavable, connection for fiber optic light cable on the left, fiber optic light transmission incorporated, color code: black
- ② 723772 **STAMMBERGER Telescope Handle**, round
- ③ 628001 **Sickle Knife**, pointed, length 19 cm
- ④ 628702 **Antrum Curette**, length 19 cm
- ⑤ 628712 **KUHN-BOLGER Frontal Sinus Curette**, curved 55°, length 19 cm
- ⑥ 628714 **Same**, curved 90°
- ⑦ 489010 **Elevator**, double-ended, strongly and slightly curved, length 22 cm
- ⑧ 629820 **Probe**, double-ended, maxillary sinus ostium seeker, ball-shaped ends diameter 1.2 and 2 mm, length 19 cm
- ⑨ 629824 **CASTELNUOVO Frontal Sinus Probe**, curved, double-ended, length 22 cm
- ⑩ 213008 **PLESTER Elevator**, width 8 mm, length 18 cm
- ⑪ 2x 586125 v. **EICKEN Antrum Cannula**, LUER-Lock, long curved, malleable, serrated grip plate, outer diameter 2.5 mm, length 12.5 cm
- ⑫ 586030 v. **EICKEN Antrum Cannula**, LUER-Lock, long curved, outer diameter 3 mm, length 12.5 cm
- ⑬ 586040 **Same**, outer diameter 4 mm
- ⑭ 662101 **KERRISON Bone Punch**, rigid, 90° upbiting, not through-cutting, size 1 mm, working length 17 cm
- ⑮ 662102 **Same**, size 2 mm
- ⑯ 662103 **Same**, size 3 mm
- ⑰ 662112 **Same**, 90° downbiting, size 2 mm
- ⑱ 662113 **Same**, 90° downbiting, size 3 mm
- ⑲ 649001 **HAJEK-KOFLER Sphenoid Punch**, size 3.5 x 3.7 mm, working length 14 cm
- ⑳ 649002 **Same**, 90° downbiting
- ㉑ 456001 B **BLAKESLEY RHINOFORCE® II Nasal Forceps**, straight, size 1, working length 13 cm
- ㉒ 456002 B **Same**, size 2
- ㉓ 456501 B **BLAKESLEY-WILDE RHINOFORCE® II Nasal Forceps**, 45° upturned, size 1, working length 13 cm
- ㉔ 456801 B **BLAKESLEY-WILDE RHINOFORCE® II Nasal Forceps**, 90° upturned, size 1, working length 13 cm
- ㉕ 451002 B **GRÜNWALD-HENKE RHINOFORCE® II Nasal Forceps**, straight, through-cutting, tissue-sparing, BLAKESLEY shape, size 2, width 4 mm, working length 13 cm
- ㉖ 451502 B **Same**, 45° upturned
- ㉗ 452002 B **MACKAY-GRÜNWALD RHINOFORCE® II Nasal Forceps**, sharp, straight, through-cutting, extra delicate, tissue-sparing, 11.5 x 3.5 mm, size 2, working length 13 cm
- ㉘ 452502 B **Same**, 45° upturned
- ㉙ 459010 **STAMMBERGER RHINOFORCE® II Antrum Punch**, upside backward cutting, working length 10 cm
- ㉚ 459030 **STAMMBERGER RHINOFORCE® II Antrum Punch**, small pediatric size, upside backward cutting, working length 10 cm
- ㉛ 459051 **STAMMBERGER Antrum Punch**, right side downward and forward cutting, working length 10 cm
- ㉜ 459052 **Same**, left side downward and forward cutting
- ㉝ 653000 **HEUWIESER Antrum Grasping Forceps**, jaws curved downwards, fixed jaw curved 90°, movable jaw opening up to 120°, backward opening, working length 10 cm
- ㉞ 449251 **ZÜRICH Nasal Scissors**, straight, small model, cutting length 12 mm, working length 12 cm
- ㉟ 449250 **ZÜRICH Nasal Scissors**, straight, large model, cutting length 18 mm, working length 14 cm
- ㊱ 650212 **Forceps**, cupped jaws, vertical opening, 70° upturned, cupped jaws diameter 4 mm, working length 12 cm
- ㊲ 650222 **Same**, horizontal opening
- ㊳ 651055 **STAMMBERGER Punch**, circular cutting, for sphenoid, ethmoid and choanal atresia, diameter 3.5 mm, working length 18 cm
- ㊴ 651060 **STAMMBERGER Punch**, circular cutting, 65° upturned, diameter 3.5 mm, working length 17 cm
- ㊵ 651522 **Frontal Sinus Punch**, with link chain sheath 70° upturned, medium (standard size), jaws 3 x 3.5 mm, working length 13 cm
- ㊶ 651521 **Same**, small, jaws 2.5 x 2 mm

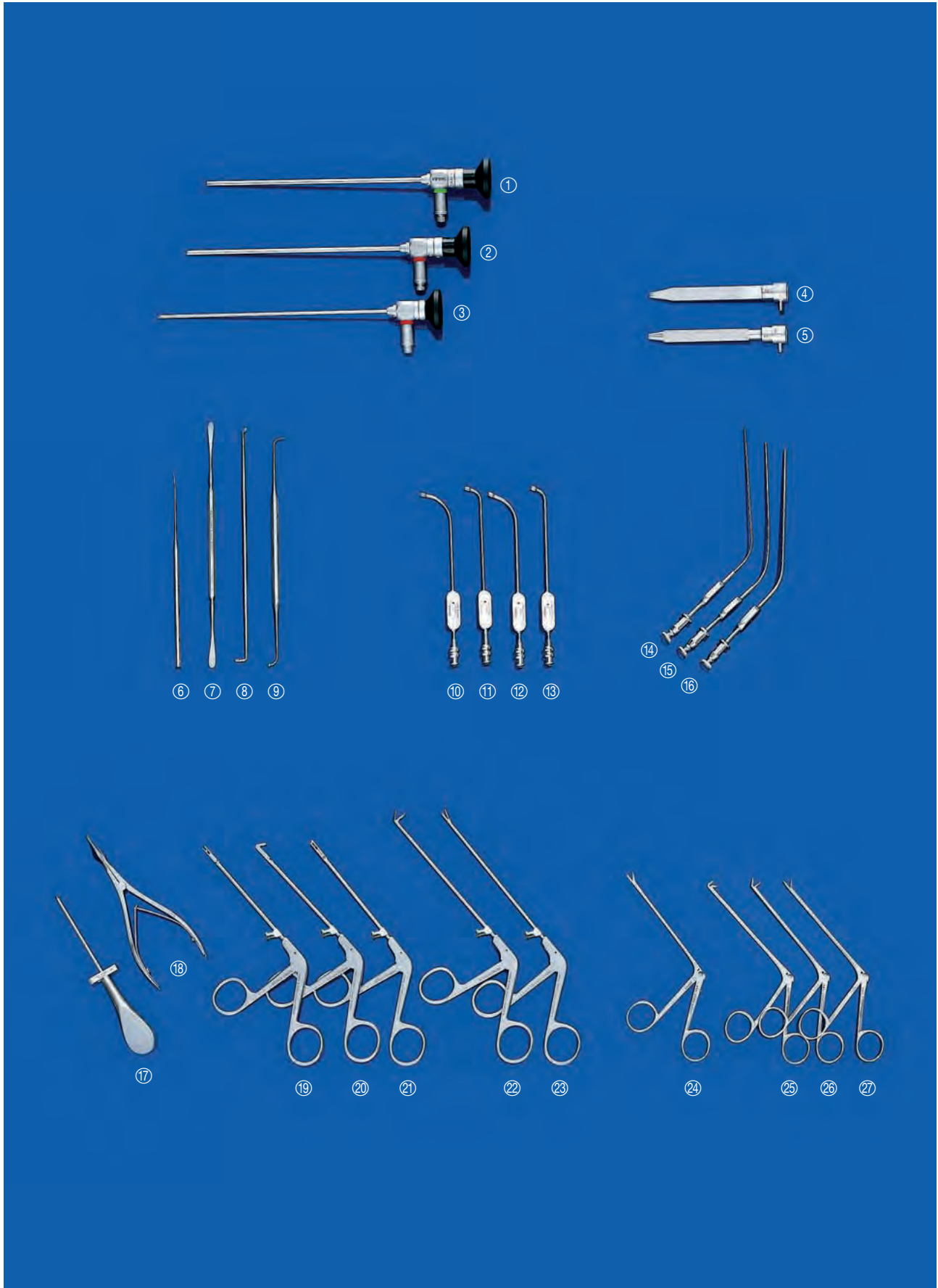
Accessories recommended for containers (not illustrated):

- 39502 Z **Wire Tray for Cleaning, Sterilization and Storage**
- 39751 A2 **Sterilization Container**, with MicroStop®
- 39763 A2 **Coding Label**
- 39762 D2 **Color Tab**, blue

Further accessories for cleaning and sterilization see catalog HYGIENE

Basic Pediatric FESS Set

for Endoscopic Diagnosis and Surgery of Nasal Sinuses
and Anterior Skull Base (MESSERKLINGER Technique)



Basic Pediatric FESS Set

for Endoscopic Diagnosis and Surgery of Nasal Sinuses
and Anterior Skull Base (MESSERKLINGER Technique)

Pediatric Set recommended by Prof. WOLF and Prof. STAMMBERGER

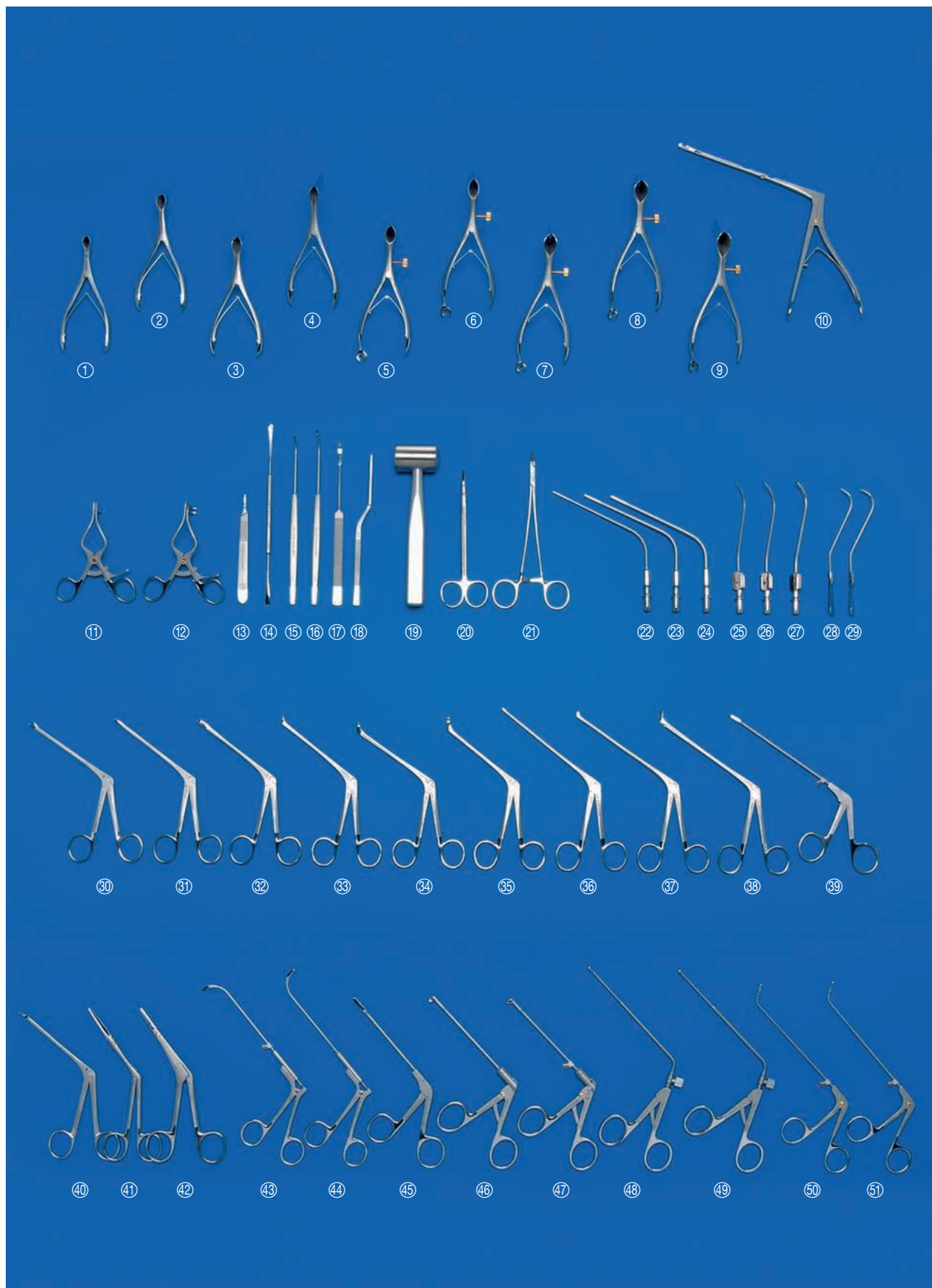
- ① 7230 AA **HOPKINS® II Straight Forward Telescope 0°**, enlarged view, diameter 4 mm, length 18 cm, **autoclavable**, fiber optic light transmission incorporated, color code: green
- ② 7230 BA **HOPKINS® II Forward-Oblique Telescope 30°**, enlarged view, diameter 4 mm, length 18 cm, **autoclavable**, fiber optic light transmission incorporated, color code: red
- ③ 7229 BA **HOPKINS® II Forward-Oblique Telescope 30°**, enlarged view, diameter 2.7 mm, length 18 cm, **autoclavable**, fiber optic light transmission incorporated, color code: red
- ④ 723770 **STAMMBERGER Handle**, flat, for use with HOPKINS® II Telescope 7230 AA
- ⑤ 723772 **Same**, round, for use with HOPKINS® II Telescopes 7230 BA and 7229 BA
- ⑥ 223300 **PLESTER Sickle Knife**, double-edged, standard model, slightly curved, length 16 cm
- ⑦ 474000 **FREER Elevator**, double-ended, semisharp and blunt, length 20 cm
- ⑧ 628720 **Curette**, double-ended, oval, one side with short 45° curve, semisharp, diameter 2.2 mm, the other side with long 90° curve, sharp, diameter 2.7 mm, length 19 cm
- ⑨ 629820 **Probe**, double-ended, maxillary sinus ostium seeker, ball-shaped ends diameter 1.2 and 2 mm, length 19 cm
- ⑩ 586026 v. **EICKEN Antrum Cannula**, with cut-off hole, long curved, outer diameter 2.5 mm
- ⑪ 586226 **Same**, short curved
- ⑫ 586031 v. **EICKEN Antrum Cannula**, with cut-off hole, long curved, outer diameter 3 mm
- ⑬ 586231 **Same**, short curved
- ⑭ 529305 **FRAZIER Suction Tube**, with distance markings, 5 Fr.
- ⑮ 529307 **Same**, 7 Fr.
- ⑯ 529309 **Same**, 9 Fr.
- ⑰ 723103 B **Trocar for Sinoscopy**, oblique beak, outer diameter 3.3 mm, for use with HOPKINS® II Telescope 7229 BA
- ⑱ 400600 **HARTMANN Nasal Speculum**, for children, length 13 cm
- ⑲ 459032 **STAMMBERGER RHINOFORCE® II Antrum Punch**, small pediatric size, slender, left side backward cutting, with cleaning connector, working length 10 cm
- ⑳ 459030 **Same**, upside backward cutting
- ㉑ 459031 **Same**, right side backward cutting
- ㉒ 456500 B **BLAKESLEY-WILDE RHINOFORCE® II Nasal Forceps**, 45° upturned, size 0, with cleaning connector, working length 13 cm
- ㉓ 456000 B **BLAKESLEY RHINOFORCE® II Nasal Forceps**, straight, size 0, with cleaning connector, working length 13 cm
- ㉔ 634826 **BELLUCCI Scissors**, straight, working length 12.5 cm
- ㉕ 634825 B **STRÜMPEL Forceps**, with oval, fenestrated cupped jaws, 90° upturned, working length 12.5 cm
- ㉖ 634825 A **Same**, 45° upturned
- ㉗ 634824 **Same**, straight

Accessories recommended for containers (not illustrated):

- 39502 Z **Wire Tray for Cleaning, Sterilization and Storage**
- 39740 A2 **Sterilization Container**, with MicroStop®
- 39763 A2 **Coding Label**
- 39762 D2 **Color Tab**, blue

Further accessories for cleaning and sterilization see catalog HYGIENE

BERGHAUS Instrument Set for Microscopic Surgery of the Paranasal Sinuses



BERGHAUS Instrument Set for Microscopic Surgery of the Paranasal Sinuses

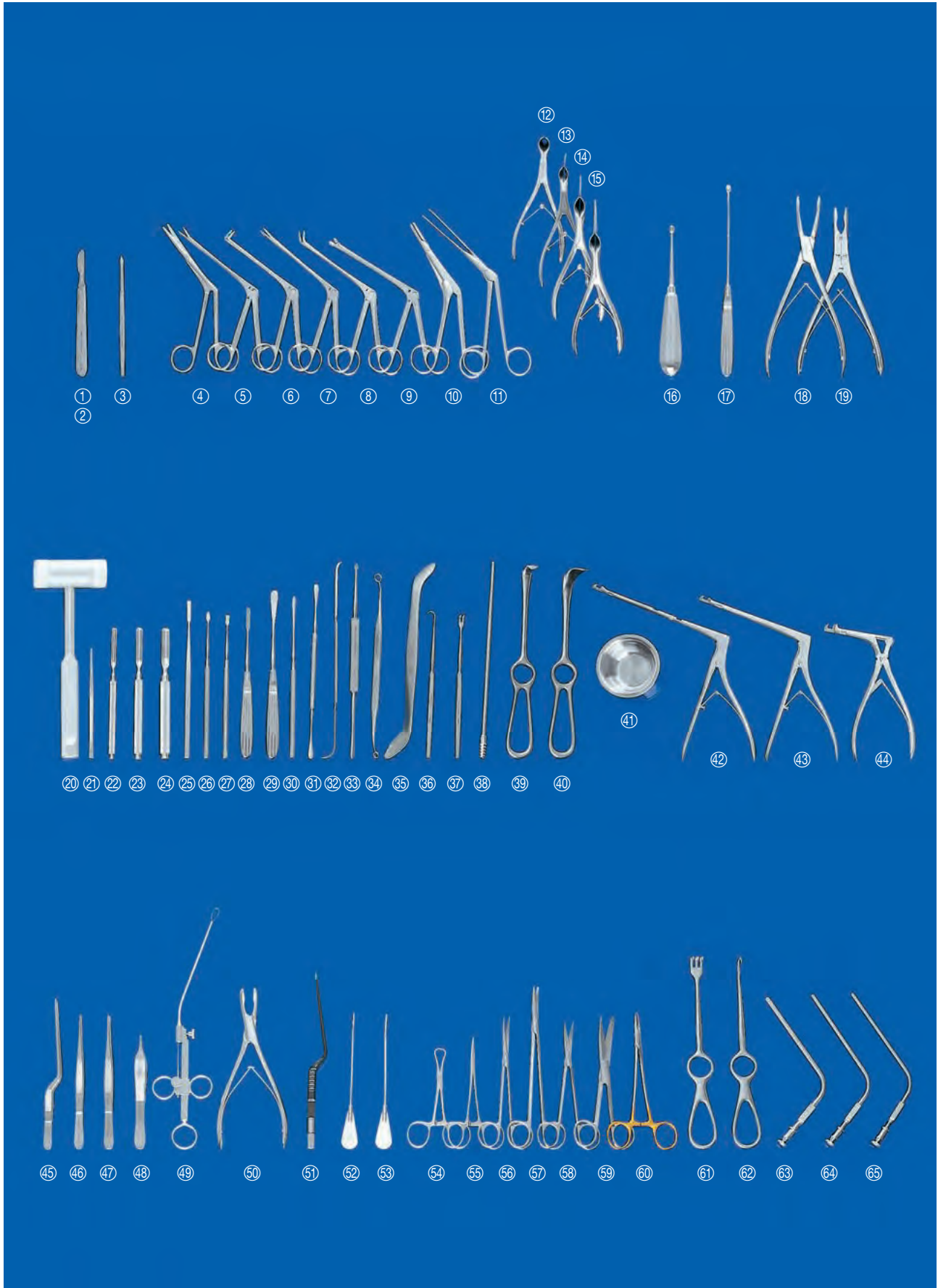
- | | | | | | |
|---|--------|---|----|----------|---|
| ① | 488005 | Nasal Speculum , for children, length 13 cm | ③① | 488042 | BLAKESLEY Nasal Forceps , straight, size 2, working length 11 cm |
| ② | 488002 | COTTLE Nasal Speculum , extra slender, without set screw, special matt finish, blade length 35 mm, length 13 cm | ③② | 488043 | Same , size 3 |
| ③ | 488003 | Same , blade length 55 mm | ③③ | 488141 | BLAKESLEY-WILDE Nasal Forceps , 45° upturned, size 1, working length 11 cm |
| ④ | 488004 | Same , blade length 75 mm | ③④ | 488142 | Same , size 2 |
| ⑤ | 488001 | KILLIAN-STRUYCKEN Nasal Speculum , with set screw and adaption for Flexible Tension Arm 723018, 75 mm, length 15 cm | ③⑤ | 488143 | Same , size 3 |
| ⑥ | 488000 | Same , 55 mm | ③⑥ | 488137 | TAKAHASHI Nasal Forceps , straight, delicate, oval cupped jaws, length 12.5 cm |
| ⑦ | 488007 | RUDERT Nasal Speculum , for adults, 15 cm, with set screw and adaption for Flexible Tension Arm 723018, left blade 65 mm long and 15 mm wide, right blade 50 mm long and with 3 mandrels | ③⑦ | 488135 | WATSON-WILLIAMS Nasal Forceps , 45° upturned, delicate, oval cupped jaws, length 12.5 cm |
| ⑧ | 488006 | Same , right blade 65 mm long and 15 mm wide, left blade 50 mm long and with 3 mandrels | ③⑧ | 488139 | Nasal Cutting Forceps , 60° upturned, through-cutting, reverse cutting, working length 12.5 cm |
| ⑨ | 488009 | Same , left blade 75 mm long and 15 mm wide | ③⑨ | 488152 B | GRÜNWARD-HENKE RHINOFORCE® II Nasal Forceps , straight, through-cutting, tissue-sparing, BLAKESLEY shape, size 2, width 4 mm, working length 13 cm |
| | 488008 | Same , right blade 75 mm long and 15 mm wide, left blade 50 mm long and with 3 mandrels (not illustrated) | ④① | 488133 | Nasal Scissors , light model, length of blades 10 mm, serrated, curved to left, working length 11 cm |
| | 723017 | Rotating Clamp (not illustrated) | | 488132 | Same , curved to right (not illustrated) |
| | 723018 | Flexible Tension Arm (not illustrated) | ④② | 488032 | HEYMANN Nasal Scissors , medium size, special matt finish, working length 9.5 cm |
| ⑩ | 488160 | HAJEK-KOFLER Sphenoid Punch , not through-cutting, reversible, size 3.2 mm x 4 mm, working length 17 cm | ④③ | 488034 | CRAIG Septum Forceps , straight, special matt finish, working length 9 cm |
| ⑪ | 488102 | PLESTER Retractor , 2 blades on left, full blade on right, length 11 cm | ④④ | 488180 | HEUWIESER Antrum Forceps , fixed jaw curved 90°, movable jaw backward opening, working length 10 cm |
| ⑫ | 488101 | Same , 2 prongs on right, full blade on left, length 11 cm | ④⑤ | 488181 | HEUWIESER Grasping Forceps , for paranasal sinuses, fixed jaws, curved upwards 90°, movable jaw opening backwards up to 120°, working length 10 cm |
| ⑬ | 488090 | Scalpel Handle , No. 3, special matt finish, length 12.5 cm | ④⑥ | 488170 | STAMMBERGER RHINOFORCE® II Antrum Punch , upside backward cutting, working length 10 cm |
| ⑭ | 488074 | FREER Elevator , double-ended, sharp and blunt, special matt finish, length 20 cm | ④⑦ | 488174 | STAMMBERGER Antrum Punch , right side downward and forward cutting, working length 10 cm |
| ⑮ | 488110 | KUHN-BOLGER Frontal Sinus Curette , 90° curved, oval, forward cutting, length 19 cm | ④⑧ | 488175 | Same , left side downward and forward cutting |
| ⑯ | 488111 | Same , 55° curved | ④⑨ | 488190 | STAMMBERGER Punch , circular cutting, diameter 3.5 mm, working length 13.5 cm |
| ⑰ | 488071 | JOSEPH Elevator , strongly curved, special matt finish, width 3.4 mm, length 17.5 cm | ⑤① | 488192 | Same , diameter 4.5 mm |
| ⑱ | 488018 | KILLIAN-CLAUS Septum Chisel , with V-shaped cutting edge, special matt finish, width 5 mm, length 16.5 cm | ⑤② | 488197 | KUHN-BOLGER Forceps , cupped jaws, horizontal opening, 55° upturned, jaws diameter 3 mm, working length 12 cm |
| ⑲ | 174200 | COTTLE Metal Mallet , length 18 cm | | 488195 | Same , vertical opening |
| ⑳ | 488050 | KILNER Scissors , curved, flat end, blunt/blunt, special matt finish, length 15.5 cm | | | |
| ㉑ | 488080 | RYDER Needle Holder , tungsten carbide inserts, extra delicate and flat, special matt finish, length 18 cm | | | |
| ㉒ | 488084 | FERGUSON Suction Tube , with cut-off hole and stylet, LUER, special matt finish, outer diameter 8 Fr., working length 11 cm | | | |
| ㉓ | 488085 | Same , outer diameter 10 Fr. | | | |
| ㉔ | 488086 | Same , outer diameter 12 Fr. | | | |
| ㉕ | 488117 | Suction Tube , for frontal sinus, with cut-off hole, LUER, outer diameter 2.5 mm, length 14.5 cm | | | |
| ㉖ | 488118 | Same , outer diameter 3 mm | | | |
| ㉗ | 488119 | Same , outer diameter 4 mm | | | |
| ㉘ | 488114 | RITTER Frontal Sinus Bougie , size 1, diameter 2.5 mm, length 14.5 cm | | | |
| ㉙ | 488115 | Same , size 2, diameter 3 mm | | | |
| ㉚ | 488041 | BLAKESLEY Nasal Forceps , slender, straight, special matt finish, size 1, working length 11 cm | | | |

Accessories recommended for containers (not illustrated):

- 39502 Z **Wire Tray for Cleaning, Sterilization and Storage**
- 39752 A2 **Sterilization Container**, with MicroStop®
- 39763 A2 **Coding Label**
- 39762 D2 **Color Tab**, blue

Further accessories for cleaning and sterilization
see catalog HYGIENE

CALDWELL-LUC Basic Set for Paranasal Sinus Surgery



8-942

CALDWELL-LUC Basic Set for Paranasal Sinus Surgery

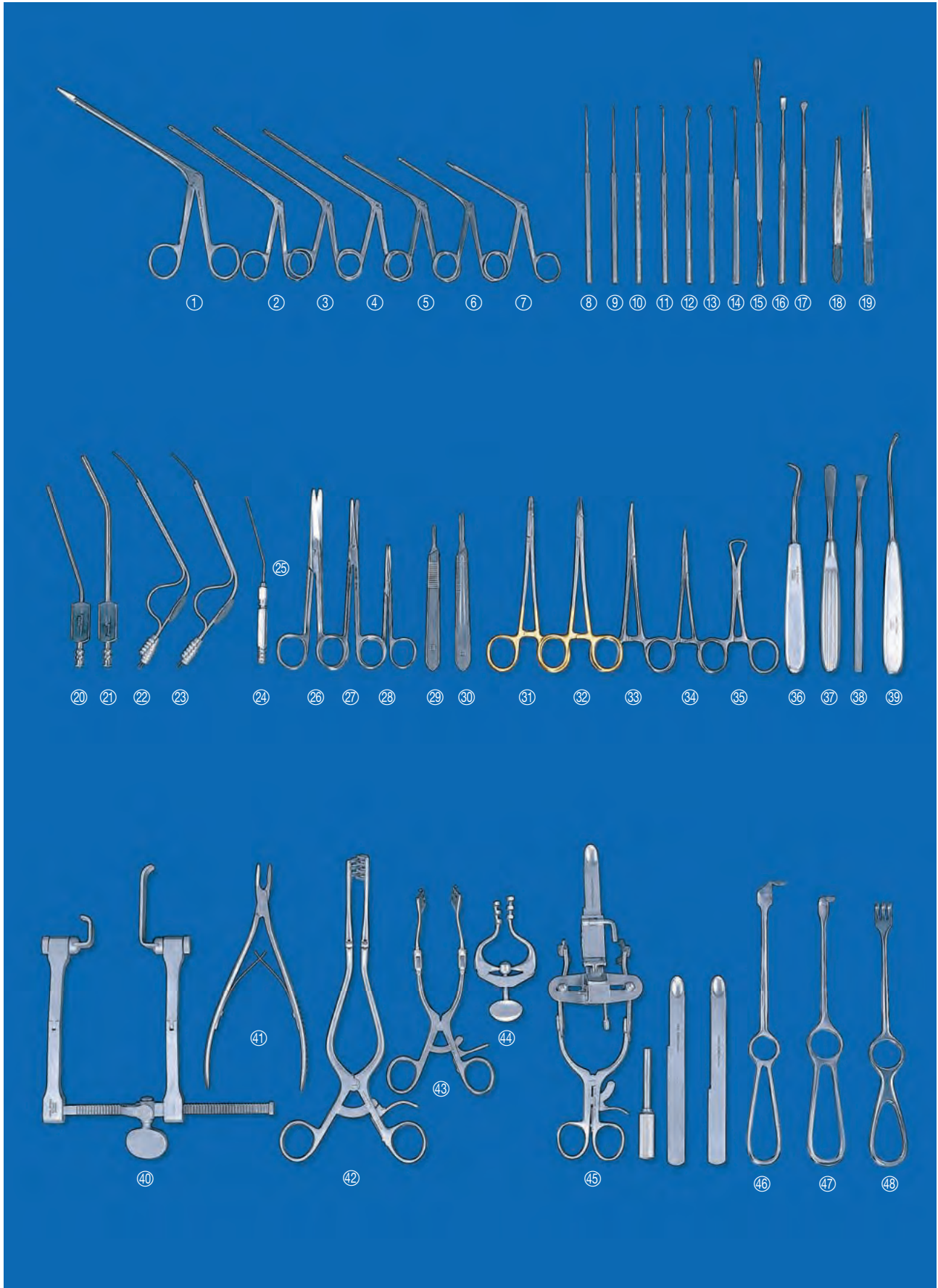
| | | | | | |
|---|-----------|--|----|-----------|--|
| ① | 208000 | Surgical Handle , Fig. 3, length 12.5 cm | ④③ | 649001 | HAJEK-KOFLER Sphenoid Punch , rigid, 90° upbiting, not through-cutting, size 3.5 x 3.7 mm, working length 14 cm |
| ② | 208010 | Blade , Fig. 10, non-sterile, package of 100 | | | |
| | 208011 | Same , Fig. 11 (not illustrated) | ④④ | 201503 | CITELLI Rongeur , size 3 |
| | 208015 | Same , Fig. 15 (not illustrated) | ④⑤ | 2x 426516 | JANSEN Nasal Dressing Forceps , bayonet-shaped, length 16.5 cm |
| ③ | 496800 | Nasal Knife , curved, length 13.5 cm | ④⑥ | 2x 792402 | Dressing Forceps , length 14.5 cm |
| ④ | 449002 | HEYMANN Nasal Scissors , medium | ④⑦ | 2x 793402 | Tissue Forceps , 1 x 2 teeth, length 14.5 cm |
| ⑤ | 456002 | BLAKESLEY Nasal Forceps , straight, size 2 | ④⑧ | 533212 | ADSON-BROWN Tissue Forceps , atraumatic, fine side grasping teeth |
| ⑥ | 456803 | BLAKESLEY-WILDE Nasal Forceps , 90° upturned, size 3 | ④⑨ | 440000 | KRAUSE Nasal Snare , length 25 cm |
| ⑦ | 456003 | BLAKESLEY Nasal Forceps , straight, size 3 | | 443500 | Package of Nasal Snare Wires , for 440000, standard size, diameter 0.3 mm, length 10 cm, package of 25 (not illustrated) |
| ⑧ | 456502 | BLAKESLEY-WILDE Nasal Forceps , 45° upturned, size 2 | ⑤⑩ | 200800 | LUER-HARTMANN Rongeur |
| ⑨ | 450001 | HARTMANN Nasal Cutting Forceps , round, size 1 | ⑤① | 844219 | Bipolar Coagulating Forceps |
| ⑩ | 466000 | CRAIG Septum Forceps , straight | ⑤② | 641525 | Bipolar High Frequency Cord for 844219, suitable for KARL STORZ coagulator AUTOCON® and Erbe coagulator (not illustrated) |
| ⑪ | 430300 | LUBET-BARBON Nasal Dressing Forceps | ⑤③ | 641530 | RITTER Frontal Sinus Bougie , size 1 |
| ⑫ | 400500 | HARTMANN Nasal Speculum , length 13 cm | ⑤④ | 8x 796011 | Same , size 2 |
| ⑬ | 403655 | COTTLE Nasal Speculum , blade length 55 mm, length 13 cm | ⑤⑤ | 6x 535212 | BACKHAUS Towel Forceps , length 11 cm |
| ⑭ | 403575 | KILLIAN-STRUYCKEN Nasal Speculum , blade length 75 mm, length 13.5 cm | ⑤⑥ | 511615 | HALSTEAD "Mosquito" Artery Forceps , curved |
| ⑮ | 403590 | Same , blade length 90 mm | ⑤⑦ | 752918 | METZENBAUM-LAHEY Scissors , curved, extra slender |
| ⑯ | 175802 | SPRATT Mastoid Curette , size 2 | ⑤⑧ | 511414 | METZENBAUM Scissors , curved, length 18 cm |
| ⑰ | 628501 | HALLE Antrum Curette , malleable, size 1 | ⑤⑨ | 791202 | JOSEPH Scissors , curved, length 14 cm |
| ⑱ | 201000 | JANSEN Rongeur , bayonet-shaped | ⑥① | 2x 516015 | Scissors , curved, pointed/blunt, length 14.5 cm |
| ⑲ | 201200 | LUER-RUSKIN Rongeur | ⑥② | 2x 800403 | Needle Holder , tungsten carbide inserts, length 15 cm |
| ⑳ | 174800 | Metal Mallet , with plastic surfaces | ⑥③ | 800401 | VOLKMANN Retractors , sharp, 3 prongs, length 21 cm |
| ㉑ | 173202 | PASSOW Chisel , hemostatic, 2 x 2 mm | ⑥④ | 204815 | Same , 1 prong |
| ㉒ | 170505 | TRAUTMANN Mastoid Gauge , width 5 mm | ⑥⑤ | 204812 | FERGUSON Suction Tube , 15 Fr. |
| ㉓ | 170507 | Same , width 7 mm | | 204810 | Same , 12 Fr. |
| ㉔ | 170509 | Same , width 9 mm | | | Same , 10 Fr. |
| ㉕ | 634100 | WEST Chisel , width 4 mm | | | |
| ㉖ | 212000 | WULLSTEIN Elevator | | | |
| ㉗ | 477500 | FREER Raspatory , curved, width 4 mm, length 18 cm | | | |
| ㉘ | 478000 | JOSEPH Elevator | | | |
| ㉙ | 479408 | COTTLE Elevator , width 8 mm | | | |
| ㉚ | 477004 | HALLE Elevator , width 4 mm | | | |
| ㉛ | 474000 | FREER Elevator , double-ended | | | |
| ㉜ | 479200 | COTTLE Elevator , double-ended | | | |
| ㉝ | 479000 | MASING Elevator , double-ended | | | |
| ㉞ | 629500 | FAULKNER Antrum Curette | | | |
| ㉟ | 635000 | Orbital Retractor | | | |
| ㊱ | 2x 786001 | Retractor , sharp, one prong | | | |
| ㊲ | 2x 786002 | Same , two prongs | | | |
| ㊳ | 2x 203930 | Suction Tube , malleable, LUER, outer diameter 3 mm, length 22.5 cm | | | |
| ㊴ | 2x 801800 | LANGENBECK Retractors , 33 x 14 mm | | | |
| ㊵ | 2x 801600 | Same , 60 x 20 mm | | | |
| ㊶ | 2x 810806 | Cup Medicine , 60 ccm | | | |
| ㊷ | 810810 | Same , 100 ccm (not illustrated) | | | |
| ㊸ | 648500 | HAJEK-KOFLER Sphenoid Punch , reversible | | | |

Accessories recommended for containers (not illustrated):

| | |
|----------|--|
| 39502 Z | Wire Tray for Cleaning, Sterilization and Storage |
| 39752 A2 | Sterilization Container , with MicroStop® |
| 39763 A2 | Coding Label |
| 39762 D2 | Color Tab , blue |

Further accessories for cleaning and sterilization
see catalog HYGIENE

**FISCH Special Set
for Lateral Skull Base Surgery**



FISCH Special Set for Lateral Skull Base Surgery


- ① 449250 **Nasal Scissors**, ZÜRICH model, straight, working length 14 cm
- ② 221454 **FISCH Ear Forceps**, round cupped jaws, diameter 3 mm, working length 12.5 cm
- ③ 634822 **HARTMANN Forceps**, with round cupped jaws, diameter 2.5 mm, working length 12.5 cm
- ④ 222650 **BELLUCCI Scissors**, delicate, straight, working length 12.5 cm
- ⑤ 162020 **HARTMANN Ear Forceps**, round cupped jaws, diameter 2 mm
- ⑥ 222801 **FISCH-DIETER Malleus Nipper**, width 0.8 mm, working length 8 cm
- ⑦ 222501 **FISCH-BELLUCCI Scissors**, extra delicate, blade length 7 mm, working length 8 cm
- ⑧ 225415 **Hook**, 45°, 1.5 mm, length 16 cm
- ⑨ 226301 **FISCH Tenotome**, sickle-shaped, extra delicate, length 16 cm
- ⑩ 226102 **FISCH Micro Raspatory**, single curved to left, length 16 cm
- ⑪ 226101 **Same**, single curve, to right
- ⑫ 226001 **Same**, double curve, to right
- ⑬ 226002 **Same**, double curve, to left
- ⑭ 499101 **Hook**, one prong, sharp curve, length 16.5 cm
- ⑮ 474000 **FREER Elevator**, double-ended, semisharp and blunt, length 20 cm
- ⑯ 477500 **FREER Raspatory**, curved, width 4 mm, length 18 cm
- ⑰ 213005 **FISCH Dura Elevator**
- ⑱ 793303 F **Tissue Forceps**, toothed, 1 x 2 teeth, slender, soft spring, length 13 cm
- ⑲ 214000 F **WULLSTEIN Forceps**, serrated, length 15 cm
- ⑳ 204735 **FISCH Suction Tube**, outer diameter 3 mm
- ㉑ 204738 **Same**, outer diameter 5 mm
- ㉒ 206600 **FISCH Suction and Irrigation Tube**, cylindrical, suction tube outer diameter 2.5 mm, irrigation tube outer diameter 2 mm, working length 9.5 cm
- ㉓ 206700 **Same**, suction tube outer diameter 1.9 mm, irrigation tube outer diameter 1.9 mm
- ㉔ 204200 **FISCH Adaptor**, for Suction Tubes 204005 – 204025, 204305 – 204330, with cut-off hole, LUER cone, length 5.5 cm
- ㉕ 204354 **Suction Tube**, angular, outer diameter 1 mm, working length 7 cm
- ㉖ 792026 **MAYO-LEXER Scissors**, tungsten carbide, length 16 cm
- ㉗ 511514 **METZENBAUM Scissors**, curved, length 14 cm
- ㉘ 213410 **FISCH Scissors**, extra delicate, curved, sharp/sharp, length 10.5 cm
- ㉙ 208000 **Surgical Handle**, Fig. 3, length 12.5 cm
- ㉚ 208100 **Surgical Handle**, Fig. 4, length 13.5 cm
- ㉛ 516015 **Needle Holder**, tungsten carbide inserts, length 15 cm
- ㉜ 516115 **RYDER Needle Holder**, extra delicate, length 15 cm
- ㉝ 536214 **Artery Forceps**, PROVIDENCE model, delicate, curved, length 14 cm
- ㉞ 535312 **HALSTEAD "Mosquito" Artery Forceps**, micro-model, curved, length 12.5 cm
- ㉟ 796011 **BACKHAUS Towel Forceps**, length 11 cm
- ㊱ 213015 **FISCH Periosteal Elevator**, sharp, angled, width 11 mm, length 21 cm
- ㊲ 169027 **JANSEN Elevator**, width 9 mm, length 17.5 cm
- ㊳ 213011 **FISCH Elevator**, sharp, width 10 mm, length 16 cm
- ㊴ 800005 **FISCH Aneurysm Needle**, length 20 cm
- ㊵ 219900 **FISCH Glomus Retractor**, size 21 x 16 cm
- ㊶ 200619 **LEMPERT Rongeur**, slender, straight, length 19 cm
- ㊷ 219724 **Retractor**, articulated, 3 x 4 prongs, sharp, length 24 cm
- ㊸ 219717 **FISCH Retractor**, semisharp, length 17 cm
- ㊹ 215001 **JANSEN Retractor**, blunt
- ㊺ 219800 **FISCH Dura Retractor**, length 18 cm
- ㊻ 801708 **KOCHER-LANGENBECK Retractor**, size 65 x 14 mm, length 21.5 cm
- ㊼ 801702 **Same**, 35 x 8 mm
- ㊽ 800403 **VOLKMANN Retractor**, sharp, 3 prongs, length 21 cm

Accessories recommended for containers (not illustrated):

- 39502 Z **Wire Tray for Cleaning, Sterilization and Storage**
- 39751 A2 **Sterilization Container**, with MicroStop®
- 39763 A2 **Coding Label**
- 39762 D2 **Color Tab**, blue

Further accessories for cleaning and sterilization see catalog HYGIENE

DRAF Special Set for Lateral Skull Base Surgery



DRAF Special Set for Lateral Skull Base Surgery

- ① 662202 **Forceps**, straight, extra delicate, oval cupped jaws, width 0.6 mm, working length 15 cm
- ② 662203 **Same**, curved to right
- ③ 662204 **Same**, curved to left
- ④ 662205 **Same**, 45° upturned
- ⑤ 662231 **Forceps**, straight, with round cupped jaws, diameter 2.5 mm, working length 15 cm
- ⑥ 662236 **Same**, curved to left
- ⑦ 662235 **Same**, curved to right
- ⑧ 662237 **Same**, 45° upturned
- ⑨ 662241 **Forceps**, straight, round cupped jaws, diameter 4 mm, working length 15 cm
- ⑩ 662210 **Forceps**, straight, not through-cutting, extra sharp, width 1.5 mm, working length 15 cm
- ⑪ 662212 **Same**, curved to right
- ⑫ 662213 **Same**, curved to left
- ⑬ 662214 **Same**, 45° upturned
- ⑭ 662215 **Same**, 90° upturned
- ⑮ 662221 **Forceps**, straight, not through-cutting, with oval, fenestrated spoon, width 1.5 mm, working length 15 cm
- ⑯ 662223 **Same**, curved to right
- ⑰ 662224 **Same**, curved to left
- ⑱ 662227 **Same**, 45° upturned
- ⑲ 662228 **Same**, 90° upturned
- ⑳ 662248 **BLAKESLEY Forceps**, straight, with oval, fenestrated cupped jaws, width 4 mm, working length 15 cm
- ㉑ 662251 **Miniature Forceps**, straight, through-cutting, working length 15 cm
- ㉒ 662255 **Same**, curved to right
- ㉓ 662256 **Same**, curved to left
- ㉔ 663257 **Same**, curved upwards
- ㉕ 662271 **Grasping Forceps**, straight, fine serrated, working length 15 cm
- ㉖ 662300 **Scissors**, straight, working length 15 cm
- ㉗ 662301 **Scissors**, straight, extra delicate, working length 15 cm
- ㉘ 662304 **Same**, curved to right
- ㉙ 662305 **Same**, curved to left
- ㉚ 662307 **Same**, 45° curved upwards
- ㉛ 663402 **Sickle Knife**, length 21.5 cm
- ㉜ 663486 **Dissecting Probe**, medium curve, blunt, with round handle, diameter 0.9 mm, length 21.5 cm
- ㉝ 663482 **Hook**, with ball end, angled 90°, length 21.5 cm
- ㉞ 663468 **Sharp Curette**, oval, angled 85°, 2 x 3.2 mm
- ㉟ 663413 **Round Knife**, angled 30°, oval, with round handle, 2.1 x 2.5 mm, length 21.5 cm
- ㊱ 663405 **Round Knife**, vertical, 4.5 x 3 mm, length 21.5 cm
- ㊲ 663422 **Elevator**, angled 25°, width 1 mm, length 21.5 cm
- ㊳ 663463 **Sharp Curette**, oval, angled 60°, 2 x 3.2 mm
- ㊴ 662111 **KERRISON Bone Punch**, rigid, 90° downbiting, not through-cutting, size 1 mm, working length 17 cm
- ㊵ 662100 **Same**, 90° upbiting, size 0.5 mm
- ㊶ 662122 **Same**, upbiting 40° forward, size 2 mm
- ㊷ 662120 **Same**, upbiting 40° forward, size 0.7 mm
- ㊸ 844523 **Bipolar Coagulating Forceps**, insulated, bayonet-shaped, tip 0.7 mm, length 23 cm
- ㊹ 844623 **Same**, blunt, width of tip 1.2 mm
- 847000 E **Bipolar High Frequency Cord**, for 844523 and 844623, to KARL STORZ Coagulator AUTOCON® and Erbe Coagulator (not illustrated)
- ④⑤ 663814 **Suction Tube**, angular, malleable, diameter 2 mm, working length 10 cm
- ④⑥ 663818 **Same**, working length 13 cm
- ④⑦ 798618 **HEGAR Needle Holder**, slender, tungsten carbide inserts, length 18 cm
- ④⑧ 799016 **DRAF Micro Needle Holder**, with diamond coated jaws, length 16.5 cm
- ④⑨ 662476 **OLIVECRONA Brain Spatula**, concave, elastic, width 7 and 9 mm, length 18 cm
- ⑤① 662477 **Same**, width 11 and 13 mm
- ⑤② 662478 **Same**, width 15 and 18 mm, complete

Additional instruments for transtemporal surgery


- ⑤③ 219717 B **FISCH Retractor**, sharp, length 17 cm
- ⑤④ 219800 **FISCH Dura Retractor**, length 18 cm

Accessories recommended for containers (not illustrated):

- 39502 Z **Wire Tray for Cleaning, Sterilization and Storage**
- 39752 A2 **Sterilization Container**, with MicroStop®
- 39763 A2 **Coding Label**
- 39762 D2 **Color Tab**, blue

Further accessories for cleaning and sterilization see catalog HYGIENE

DRAF Special Set for Endonasal Anterior Skull Base Surgery



DRAF Special Set for Endonasal Anterior Skull Base Surgery

- ① 662231 **Forceps**, straight, with round cupped jaws, diameter 2.5 mm, working length 15 cm
- ② 662235 **Same**, curved to right
- ③ 662236 **Same**, curved to left
- ④ 662237 **Same**, 45° upturned
- ⑤ 662241 **Forceps**, straight, with round cupped jaws, diameter 4 mm, working length 15 cm
- ⑥ 662210 **Forceps**, straight, not through-cutting, extra sharp, with oval, fenestrated spoon, width 1.5 mm, working length 15 cm
- ⑦ 662212 **Same**, curved to right
- ⑧ 662213 **Same**, curved to left
- ⑨ 662214 **Same**, 45° upturned
- ⑩ 662215 **Same**, 90° upturned
- ⑪ 662221 **Forceps**, straight, not through-cutting, with oval, fenestrated spoon, width 1.8 mm, working length 15 cm
- ⑫ 662223 **Same**, curved to right
- ⑬ 662224 **Same**, curved to left
- ⑭ 662227 **Same**, 45° upturned
- ⑮ 662228 **Same**, 90° upturned
- ⑯ 662251 **Miniature Forceps**, straight, through-cutting, working length 15 cm
- ⑰ 662255 **Same**, curved to right
- ⑱ 662256 **Same**, curved to left
- ⑲ 662257 **Same**, curved upwards
- ⑳ 662271 **Grasping Forceps**, fine serrated, working length 15 cm
- ㉑ 662300 **Scissors**, straight, working length 15 cm
- ㉒ 662301 **Scissors**, straight, extra delicate, working length 15 cm
- ㉓ 662304 **Same**, curved to right
- ㉔ 662305 **Same**, curved to left
- ㉕ 662307 **Same**, 45° upturned
- ㉖ 663402 **Sickle Knife**, length 21.5 cm
- ㉗ 663486 **Dissecting Probe**, medium curve, blunt, with round handle, diameter 0.9 mm, length 21.5 cm
- ㉘ 663482 **Hook**, with ball end, angled 90°, length 21.5 cm
- ㉙ 663468 **Curette, sharp**, oval, angled 85°, 2 x 3.2 mm
- ㉚ 663413 **Round Knife**, angled 30°, oval, 2.1 x 2.5 mm, length 21.5 cm
- ㉛ 663405 **Round Knife**, vertical, 4.5 x 3 mm, length 21.5 cm
- ㉜ 663422 **Elevator**, angled 25°, width 1 mm, length 21.5 cm
- ㉝ 663463 **Curette**, sharp, oval, angled 60°, 2 x 3.2 mm
- ㉞ 403255 KILLIAN-STRUJCKEN **Nasal Speculum**, with set rack, blade length 55 mm
- ㉟ 403275 **Same**, blade length 75 mm
- ㊱ 203730 **Suction Tube**, diameter 3 mm, working length 11 cm
- ㊲ 203740 **Same**, outer diameter 4 mm
- ㊳ 203750 **Same**, outer diameter 5 mm
- ㊴ 449201 **RHINOFORCE® II Nasal Scissors**, straight, working length 13 cm
- ㊵ 456001 **BLAKESLEY Nasal Forceps**, size 1
- ㊶ 456003 **Same**, size 3
- ㊷ 456002 **Same**, size 2
- ㊸ 426516 JANSEN **Nasal Dressing Forceps**, bayonet-shaped, length 16.5 cm
- ㊹ 477500 FREER **Raspatory**, curved, width 4 mm, length 18 cm
- ㊺ 28164 EB CASTELNUOVO **Elevator, double-ended**, blunt end slightly curved, length 26 cm
- ㊻ 28164 EC CASTELNUOVO **Elevator, double-ended**, semisharp end slightly curved, graduated, length 26 cm
- ㊼ 28164 ES CASTELNUOVO **Suction Elevator**, length 25 cm

Additional instruments: through-cutting nasal forceps


- ④⑧ 453710 **Nasal Cutting Forceps**, 45° upturned, through-cutting, slender model, with flat jaws, bite 3 x 4 mm, working length 12.5 cm
- ④⑨ 453723 **Nasal Cutting Forceps**, 45° upturned, through-cutting, strong model, medium size, bite 2.75 x 6 mm, working length 10.5 cm
- ⑤⑩ 453721 **Same**, fine, bite 1.5 x 4 mm, working length 12.5 cm
- ⑤⑪ 453508 **Nasal Cutting Forceps**, straight, through-cutting, slender model, with flat jaws, bite 3 x 4 mm, working length 12.5 cm
- ⑤⑫ 453510 **Nasal Cutting Forceps**, straight, through-cutting, strong model, small, bite 2.5 x 6.5 mm, working length 10.5 cm
- ⑤⑬ 453509 **Same**, fine, bite 1.25 x 5 mm, working length 12.5 cm
- ⑤⑭ 662102 **KERRISON Bone Punch**, rigid, 90° upbiting, not through-cutting, size 2 mm, working length 17 cm
- ⑤⑮ 662103 **Same**, size 3 mm

Accessories recommended for containers (not illustrated):

- 39502 Z **Wire Tray for Cleaning, Sterilization and Storage**
- 39751 A2 **Sterilization Container**, with MicroStop®
- 39763 A2 **Coding Label**
- 39762 D2 **Color Tab**, blue

Further accessories for cleaning and sterilization
see catalog HYGIENE

CASTELNUOVO Special Set for Endonasal Endoscopic Anterior Skull Base Surgery



CASTELNUOVO Special Set for Endonasal Endoscopic Anterior Skull Base Surgery


- ① 7230 AA **HOPKINS® II Straight Forward Telescope 0**, diameter 4 mm, length 18 cm
- ② 7230 AS **Irrigation Sheath**, for 7230 AA, for use with CLEARVISION® II System (see chapter 4, SINOSCOPY)
- ③ 7230 FA **HOPKINS® II Forward-Oblique Telescope 45°**, diameter 4 mm, length 18 cm
- ④ 7230 FS **Irrigation Sheath**, for 7230 FA, for use with CLEARVISION® II System (see chapter 4, SINOSCOPY)
- ⑤ 452831 **RHINOFORCE® II Miniature Nasal Forceps**, with extra fine flat jaws, through-cutting, tissue-sparing, straight jaws, width of cut 1.5 mm, working length 13 cm
- ⑥ 452832 **Same**, jaws 45° upturned
- ⑦ 452833 **Same**, sheath curved 30°, straight jaws
- ⑧ 452834 **Same**, jaws 45° angled upwards
- ⑨ 452841 R CASTELNUOVO **RHINOFORCE® II Miniature Nasal Forceps**, with extra fine flat jaws, through-cutting, tissue-sparing, 65° upturned, right side opening, width of cut 1.5 mm, working length 13 cm
- ⑩ 452841 **Same**, backward opening
- ⑪ 452841 L **Same**, left side opening
- ⑫ 451510 B CASTELNUOVO **RHINOFORCE® II Nasal Forceps**, end of sheath 25° upturned, through-cutting, jaws 45° upturned, BLAKESLEY shape, width 3 mm, working length 13 cm
- ⑬ 456511 B BLAKESLEY-CASTELNUOVO **RHINOFORCE® II Nasal Forceps**, end of sheath 25° upturned, jaws 45° upturned, width 3.5 mm, working length 13 cm
- ⑭ 456010 B BLAKESLEY-CASTELNUOVO **RHINOFORCE® II Nasal Forceps**, end of sheath 25° upturned, with straight jaws, width 3 mm, working length 13 cm
- ⑮ 451010 B CASTELNUOVO **RHINOFORCE® II Nasal Forceps**, end of sheath 25° upturned, through-cutting, with straight jaws, BLAKESLEY shape, width 3 mm, working length 13 cm
- ⑯ 456510 B BLAKESLEY-CASTELNUOVO **RHINOFORCE® II Nasal Forceps**, end of sheath 25° upturned, jaw 45° upturned, width 3 mm, working length 13 cm
- ⑰ 653000 HEUWIESER **Antrum Grasping Forceps**, jaws curved downwards, fixed jaw curved 90°, movable jaw opening up to 120°, backward opening, working length 10 cm
- ⑱ 648523 McKENTY-CASTELNUOVO **Sphenoid Punch**, tip curved 30°, through-cutting, reversible, size 1.6 x 2 mm, working length 17 cm
- ⑲ 629824 CASTELNUOVO **Frontal Sinus Probe, double-ended**, curved, length 22 cm
- ⑳ 28164 EC CASTELNUOVO **Elevator, double-ended**, blunt end angled, graduated, length 26 cm
- ㉑ 28164 EB CASTELNUOVO **Elevator, double-ended**, blunt end slightly curved, length 26 cm
- ㉒ 28164 EA CASTELNUOVO **Elevator, double-ended**, semisharp and blunt, length 26 cm
- ㉓ 28164 H CASTELNUOVO **Hook, 90°**, blunt, with round handle, length 25 cm
- ㉔ 28164 MP **Round Knife**, vertical, oval, with round handle, 3.5 x 2.5 mm, length 25 cm
- ㉕ 28164 ES CASTELNUOVO **Suction Elevator**, curved, length 25 cm
- ㉖ 586146 v. EICKEN-CASTELNUOVO **Antrum Cannula**, S-shaped, strongly curved, outer diameter 2.5 mm
- ㉗ 586145 **Same**, slightly curved
- ㉘ 649180 N FERGUSON-CASTELNUOVO **Suction Tube**, diameter 2 mm, working length 15 cm

Accessories recommended for containers (not illustrated):

- 2x 39502 Z **Wire Tray for Cleaning, Sterilization and Storage**
- 39751 A2 **Sterilization Container**, with MicroStop®
- 39763 A2 **Coding Label**
- 39762 D2 **Color Tab**, blue

Further accessories for cleaning and sterilization see catalog HYGIENE

CASTELNUOVO-LOCATELLI Special Set for Endonasal Endoscopic Access to Sella Region



CASTELNUOVO-LOCATELLI Special Set for Endonasal Endoscopic Access to Sella Region

Instruments for nasal access

- ① 474001 FREER **Suction Elevator**, length 19 cm
- ② 479100 COTTLE **Elevator**
- ③ 628001 **Sickle Knife**, pointed
- ④ 722830 **Suction Tube**, outer diameter 3 mm
- ⑤ 456000 B BLAKESLEY **RHINOFORCE® II Nasal Forceps**, straight
- ⑥ 456500 B BLAKESLEY-WILDE **RHINOFORCE® II Nasal Forceps**, 45° upturned
- ⑦ 451000 B GRÜNWALD-HENKE **RHINOFORCE® II Nasal Forceps**, straight, through-cutting
- ⑧ 451500 B **Same**, 45° upturned
- ⑨ 452001 B MACKAY-GRÜNWALD **RHINOFORCE® II Nasal Forceps**, through-cutting
- ⑩ 452831 **RHINOFORCE® II Miniature Nasal Forceps**, with extra fine flat jaws, straight
- ⑪ 452832 **Same**, jaws 45° upturned
- ⑫ 651055 STAMMBERGER **Punch**, circular cutting, diameter 3.5 mm, working length 18 cm
- ⑬ 651050 **Same**, diameter 4.5 mm
- ⑭ 648521 McKENTY **Sphenoid Punch**, reversible
- ⑮ 648523 McKENTY-CASTELNUOVO **Sphenoid Punch**, tip curved 30°, through-cutting, working length 17 cm

Instruments for accessing the sella region

- ⑯ 28164 UA **RHINOFORCE® II Nasal Forceps**, through-cutting, width of cut 1.5 mm, straight jaws, working length 18 cm
- ⑰ 28164 UB **Same**, jaws angled upwards 45°
- ⑱ 28164 UE **Same**, jaws angled downwards 45°
- ⑲ 663202 **Forceps**, round cupped jaws, diameter 0.6 mm, straight, working length 18 cm
- ⑳ 663237 **Forceps**, 45° upturned, with round cupped jaws, diameter 2.5 mm, working length 18 cm
- ㉑ 663227 **Forceps**, 45° upturned, not through-cutting, with oval, fenestrated cupped jaws, width 1.8 mm, working length 18 cm
- ㉒ 663221 **Same**, straight
- ㉓ 649100 B BLAKESLEY **RHINOFORCE® II Ethmoid Forceps**, size 0, working length 16 cm
- ㉔ 649110 B BLAKESLEY-WILDE **RHINOFORCE® II Ethmoid Forceps**, 45° upturned
- ㉕ 663304 **Scissors**, curved to right, extra delicate, working length 18 cm
- ㉖ 663305 **Same**, curved to left
- ㉗ 663307 **Same**, 45° curved upwards
- ㉘ 663302 **Same**, straight
- ㉙ 663300 **Scissors**, straight, working length 18 cm
- ㉚ 663327 **Scissors**, 45° upwards curve, rotating, working length 18 cm
- ㉛ 28164 BDL **TAKE-APART® Bipolar Forceps**, distally angled 45°, working length 20 cm
- 26176 LE **Bipolar High Frequency Cord**, length 300 cm (not illustrated)
- ㉜ 28164 X CASTELNUOVO **Suction Tube**, diameter 2 mm, working length 25 cm
- ㉝ 28164 RO CAPPABIANCA-de DIVITIIS **Ring Curette**, with round wire, inner diameter 5 mm, tip angled 45°
- ㉞ 28164 RD **Same**, laterally curved sheath end 90°
- ㉟ 28164 RB **Same**, inner diameter 3 mm, laterally curved sheath end
- ㊱ 28164 RG **Same**, tip angled 90°
- ㊲ 28164 RN **Same**, inner diameter 3 mm
- ㊳ 28164 KA **Curette**, round spoon, size 1 mm, length 23 cm
- ㊴ 28164 KB **Curette**, size 2 mm, length 25 cm
- ㊵ 28164 KG **Curette**, spoon-shaped, size 3 mm, length 25 cm

- ㊶ 28164 DS **Dissector**, sharp, tip angled 15°, size 2 mm, length 25 cm
- ㊷ 28164 DM **Dissector**, sharp, curved, size 3 mm, length 25 cm
- ㊸ 28164 KF **Curette**, spoon-shaped, size 2 mm, length 25 cm
- ㊹ 28164 DA **Dissector**, sharp, tip angled 45°, size 2 mm, length 25 cm
- ㊺ 28164 RR CAPPABIANCA-de DIVITIIS **Curette**, stirrup-shaped, length 25 cm
- ㊻ 28164 DF **Dissector**, sharp, size 1.5 mm, length 25 cm
- ㊼ 28164 H CASTELNUOVO **Hook**, 90°, blunt, with round handle, length 25 cm
- ㊽ 662885 FRANK-PASQUINI **Suction Tube**, tip curved upwards, diameter 3 mm, working length 13 cm
- ㊾ 662882 **Same**, diameter 2.4 mm, curved upwards
- ㊿ 662886 **Same**, diameter 3 mm, curved downwards
- 50 662883 **Same**, diameter 2.4 mm, curved downwards,
- 51 649180 N FERGUSON-CASTELNUOVO **Suction Tube**, diameter 2 mm, working length 15 cm
- 52 649183 FERGUSON **Suction Tube**, LUER, 10 Fr., working length 15 cm
- 53 649182 BU FERGUSON-CASTELNUOVO **Suction Tube**, diameter 2.5 mm

Instruments for removal of septum cartilage material used for closing the access to the pituitary gland

- 54 660506 **Round Knife**, vertical cutting, length 18 cm
- 55 660509 **Round Knife**, angled 45°, diameter 2 mm, length 18 cm
- 56 634826 BELLUCCI **Scissors**, straight, working length 12.5 cm

Telescopes

- 57 7219 AS **Suction and Irrigation Sheath 0°**, for 7229 AA and KARL STORZ lens irrigation system CLEARVISION®II (see chapter 4, SINOSCOPY)
- 58 7229 AA **HOPKINS® II Straight Forward Telescope 0°**, enlarged view, diameter 2.7 mm, length 18 cm
- 59 7219 FS **Irrigation and Suction Sheath 45°**, for 7219 FA and KARL STORZ lens irrigation system CLEARVISION®II (see chapter 4, SINOSCOPY)
- 60 7229 FA **HOPKINS® II Forward-Oblique Telescope 45°**, enlarged view, diameter 2.7 mm, length 18 cm
- 61 7230 AS **Irrigation Sheath**, for 7230 AA and KARL STORZ lens irrigation system CLEARVISION®II (see chapter 4, SINOSCOPY)
- 62 7230 AA **HOPKINS® II Straight Forward Telescope 0°**, enlarged view, diameter 4 mm, length 18 cm
- 63 7230 FS **Irrigation Sheath**, for 7230 FA and KARL STORZ lens irrigation system CLEARVISION®II (see chapter 4, SINOSCOPY)
- 64 7230 FA **HOPKINS® II Forward-Oblique Telescope 45°**, enlarged view, diameter 4 mm, length 18 cm

Accessories recommended for containers (not illustrated):

- 39502 Z **Wire Tray for Cleaning, Sterilization and Storage**
- 39753 A2 **Sterilization Container**, with MicroStop®
- 39763 A2 **Coding Label**
- 39762 D2 **Color Tab**, blue

Further accessories for cleaning and sterilization

see catalog HYGIENE

Basic Set for Tonsillectomy and Adenoidectomy



Basic Set for Tonsillectomy and Adenoidectomy

| | | |
|---|-----------|--|
| ① | 744201 | RUSSEL-DAVIS Tongue Blade , size 1 |
| ② | 744202 | Same , size 2 |
| ③ | 744203 | Same , size 3 |
| ④ | 744204 | Same , size 4 |
| ⑤ | 740700 | HARTMANN Tongue Depressor |
| ⑥ | 450003 | HARTMANN Nasal Cutting Forceps , round, size 3 |
| ⑦ | 740000 | BRÜNING'S Tongue Depressor , length 19 cm |
| ⑧ | 767902 | Laryngeal Mirror , with unscrewable hexagonal handle, size 2 |
| ⑨ | 767906 | Laryngeal Mirror , with unscrewable hexagonal handle, size 6 |
| ⑩ | 810502 | Needle, Tonsil , straight |
| ⑪ | 810506 | Septum Needle , angular, LUER-Lock |
| ⑫ | 6x 796011 | BACKHAUS Towel Forceps , length 11 cm |
| ⑬ | 810806 | Cup Medicine , 60 ccm |
| ⑭ | 744500 | DAVIS-MEYER Mouth Gag |
| ⑮ | 744600 | McIVOR Mouth Gag |
| ⑯ | 753500 | BRÜNING'S Tonsil Snare |
| | 754200 | Wire Snare Loop , for 753500, package of 100 (not illustrated) |
| ⑰ | 751001 | BLOHMKE Forceps |
| ⑱ | 750800 | COLVER Forceps |
| ⑲ | 752500 | GOOD Scissors |
| ⑳ | 755500 | YANKAUER Suction Tube |
| ㉑ | 751411 | HENKE Elevator , width 11.5 mm |
| ㉒ | 754719 | SCHNIDT Forceps , slightly curved, serrated |
| ㉓ | 754518 | MIKULICZ Forceps , small size, 1 x 2 teeth |
| ㉔ | 750000 | Dressing Forceps , serrated, length 20 cm |
| ㉕ | 750123 | Tissue Forceps , 2 x 3 teeth, length 20 cm |
| ㉖ | 757700 | ROEDER Loop Applicator , model E |
| | 757811 | Loop , for 757700, absorbable, sterile, package of 12 (not illustrated) |
| ㉗ | 730000 | BECKMANN Adenoid Curette , straight, size 0 |
| ㉘ | 730001 | Same , size 1 |
| ㉙ | 730002 | Same , size 2 |
| ㉚ | 730003 | Same , size 3 |
| ㉛ | 730004 | Same , size 4 |
| ㉜ | 746700 | NAGER Pillar Retractor |
| ㉝ | 732500 | JURACZ Adenoid Forceps , sharp |
| ㉞ | 798618 | HEGAR Needle Holder , slender, tungsten carbide inserts, length 18 cm |
| ㉟ | 842219 | Bipolar Coagulation Forceps , length 19 cm |
| ㊱ | 847000 E | Bipolar High Frequency Cord , for 842219, suitable for KARL STORZ coagulator AUTOCON® and Erbe coagulator (not illustrated) |

Accessories recommended for containers (not illustrated):

39502 ZH **Wire Tray for Cleaning, Sterilization and Storage**

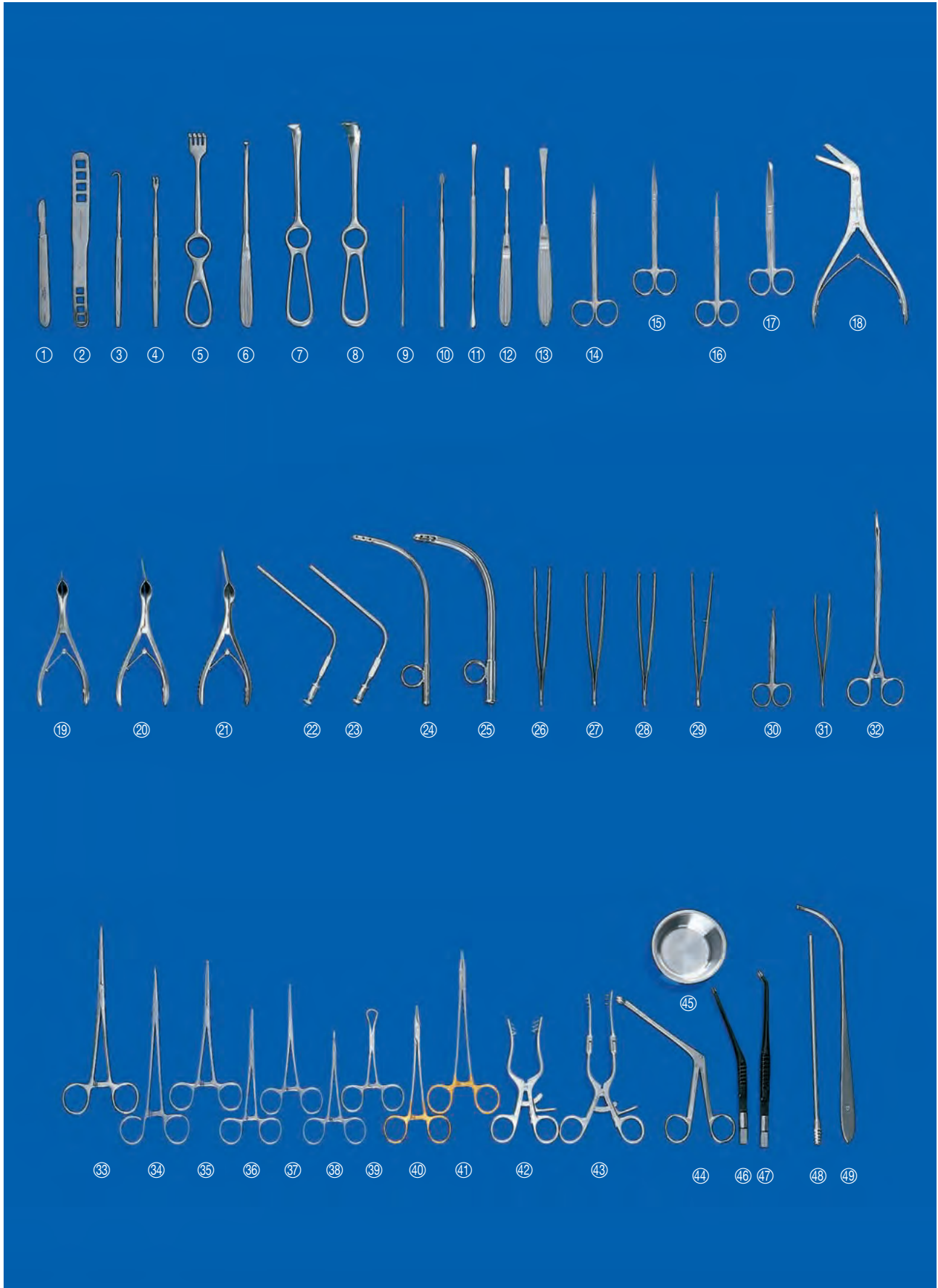
39742 A2 **Sterilization Container**, with MicroStop®

39763 A2 **Coding Label**

39762 D2 **Color Tab**, blue

Further accessories for cleaning and sterilization see catalog HYGIENE

Basic Tracheostomy Set



8-941

Basic Tracheostomy Set

| | | |
|---|-----------|---|
| ① | 208000 | Surgical Handle , Fig. 3, length 12.5 cm |
| | 208010 | Blade , Fig. 10, non-sterile, package of 100 (not illustrated) |
| | 208011 | Same , Fig. 11, non-sterile, package of 100 (not illustrated) |
| | 208015 | Same , Fig. 15, non-sterile, package of 100 (not illustrated) |
| ② | 740000 | BRÜNING'S Tongue Depressor , length 19 cm |
| ③ | 786001 | Retractor , sharp, 1 prong |
| ④ | 786002 | Same , 2 prongs |
| ⑤ | 2x 800404 | VOLKMANN Retractors , sharp, 4 prongs |
| ⑥ | 786500 | SCHÖNBORN Thymus Retractor , width 5 mm, length 20.5 cm |
| ⑦ | 2x 801800 | LANGENBECK Retractors , 33 x 14 mm |
| ⑧ | 2x 801600 | Same , 60 x 20 mm |
| ⑨ | 2x 151011 | Cotton Applicators , triangular serrated, working length 13 cm |
| ⑩ | 212000 | WULLSTEIN Elevator |
| ⑪ | 474000 | FREER Elevator , double-ended |
| ⑫ | 478000 | JOSEPH Elevator |
| ⑬ | 169009 | JANSEN Raspatory |
| ⑭ | 791815 | REYNOLDS Dissecting Scissors , delicate tips |
| ⑮ | 511414 | JOSEPH Scissors , curved, length 14 cm |
| ⑯ | 511615 | METZENBAUM-LAHEY Scissors , extra slender |
| ⑰ | 791202 | Dissecting Scissors , curved, sharp/blunt, length 14.5 cm |
| ⑱ | 789500 | KILLIAN Laryngectomy Scissors |
| ⑲ | 403555 | KILLIAN-STRUYCKEN Nasal Speculum , standard model, blade length 55 mm, length 13.5 cm |
| ⑳ | 403575 | Same , blade length 75 mm |
| ㉑ | 403590 | Same , blade length 90 mm |
| ㉒ | 204809 | FERGUSON Suction Tube , 9 Fr. |
| ㉓ | 204812 | Same , 12 Fr. |
| ㉔ | 785005 | BRÜNING'S Live-Saving Tube , outer diameter 5 mm |
| ㉕ | 785009 | Same , outer diameter 9 mm |
| ㉖ | 530416 | "ATRAUMA" Atraumatic Tissue Forceps , length 16 cm |
| ㉗ | 2x 793401 | Tissue Forceps , 1 x 2 teeth, standard width, length 14.5 cm |
| ㉘ | 793402 | Same , medium |
| ㉙ | 793403 | Same , narrow |
| ㉚ | 513410 | COTTLE Scissors , curved, length 10.5 cm |
| ㉛ | 533212 | ADSON-BROWN Tissue Forceps , atraumatic, fine side grasping teeth, length 12 cm |
| ㉜ | 748220 | DUPLAY Dressing and Sponge Holding Forceps , curved, length 21 cm |
| ㉝ | 755120 | HALLE-BIRKET Forceps , straight, length 20 cm |
| ㉞ | 2x 754719 | SCHNIDT Forceps , slightly curved, length 19 cm |
| ㉟ | 794016 | ROCHESTER-PEAN Artery Forceps , straight, length 16 cm |
| ㊱ | 2x 794014 | Same , length 14 cm |
| ㊲ | 2x 794514 | OCHSNER-KOCHER Artery Forceps , straight, length 14 cm |
| ㊳ | 8x 535212 | HALSTEAD "Mosquito" Artery Forceps , curved, length 12.5 cm |
| ㊴ | 6x 796011 | BACKHAUS Towel Forceps , length 11 cm |
| ㊵ | 516015 | Needle Holder , tungsten carbide inserts, length 15 cm |
| ㊶ | 798618 | HEGAR Needle Holder , slender, tungsten carbide inserts, length 18 cm |
| ㊷ | 219513 | WULLSTEIN Retractor , 3 x 3 teeth, length 13 cm |
| ㊸ | 219717 | FISCH Retractor , 3 x 3 teeth, length 17 cm |
| ㊹ | 450002 | HARTMANN Nasal Cutting Forceps , round, size 2 |
| ㊺ | 810810 | Cup Medicine , 100 ccm |
| ㊻ | 843116 | Bipolar Coagulating Forceps , angled |
| ㊼ | 842219 | Same , angled tip, length 19 cm |
| ㊽ | 847000 E | Bipolar High Frequency Cord , for 843116 and 842219, suitable for KARL STORZ coagulator AUTOCON® and Erbe coagulator (not illustrated) |
| ㊾ | 203930 | Suction Tube , malleable, outer diameter 3 mm |
| ㊿ | 771000 | KILLIAN Laryngeal Applicator , length 25 cm |

Accessories recommended for containers (not illustrated):

 39502 Z **Wire Tray for Cleaning, Sterilization and Storage**

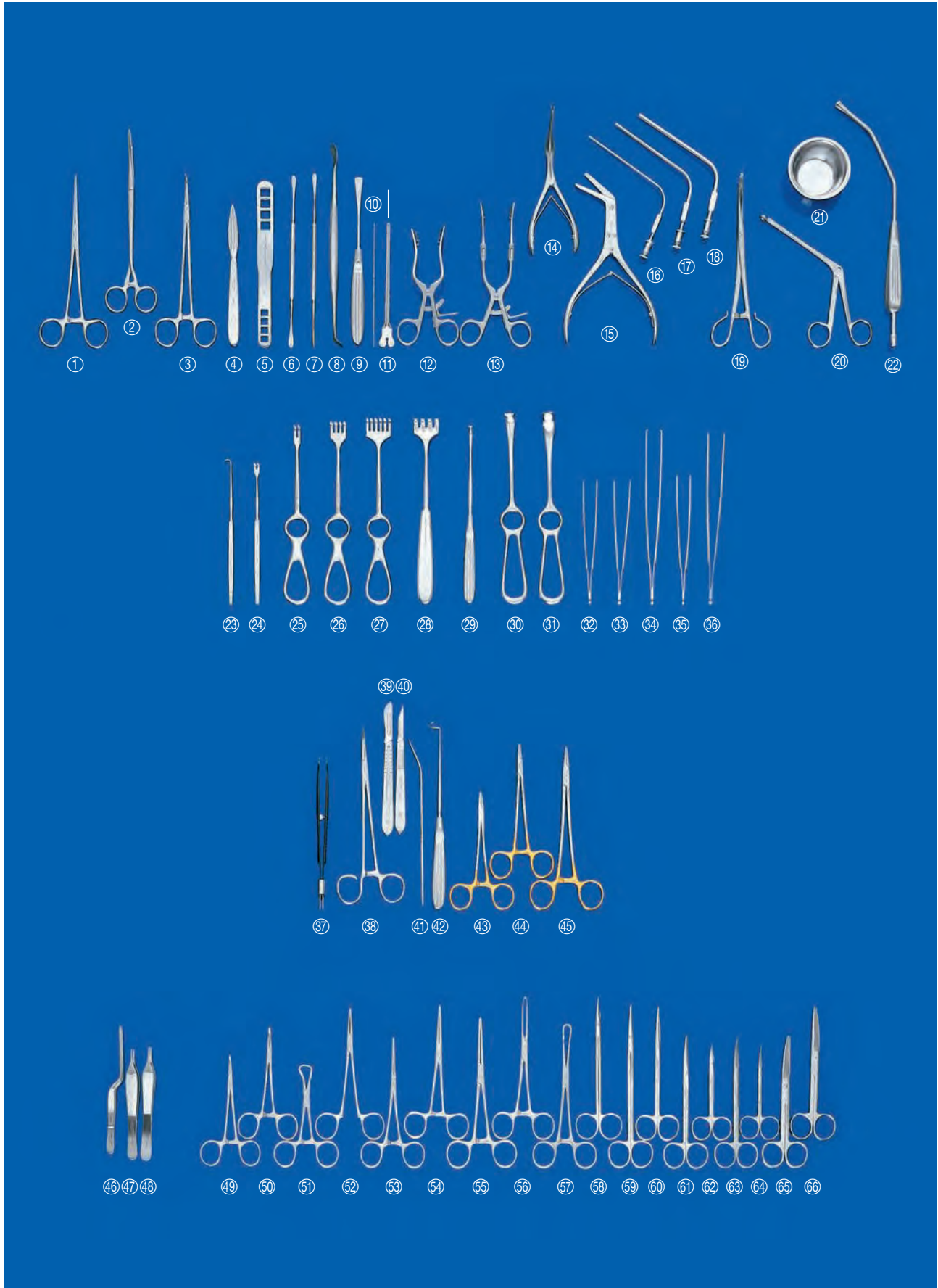
 39741 A2 **Sterilization Container**, with MicroStop®

 39763 A2 **Coding Label**

 39762 D2 **Color Tab**, blue

Further accessories for cleaning and sterilization see catalog HYGIENE

Basic Neck Dissection Set



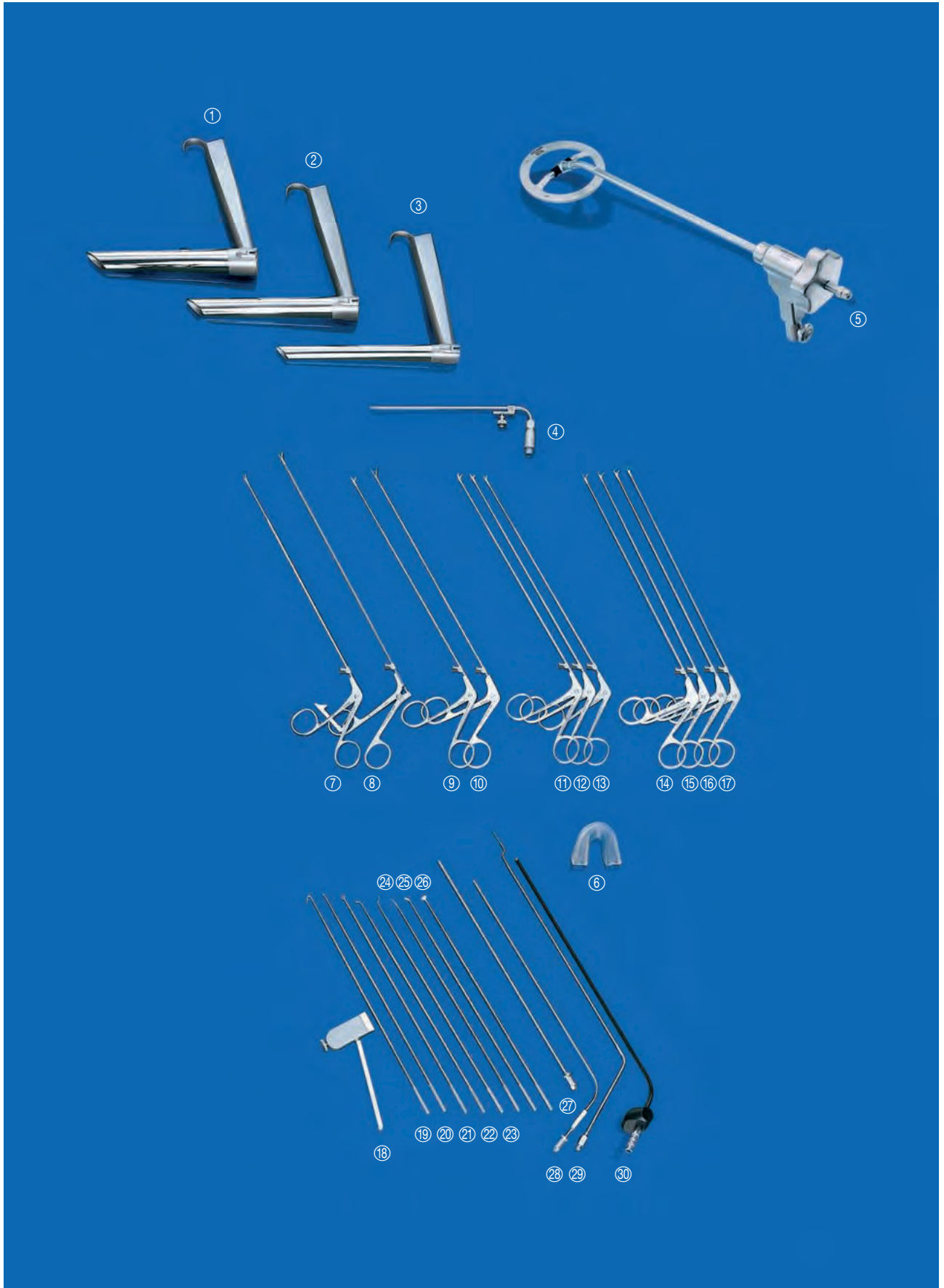
Basic Neck Dissection Set

| | | | | | | |
|------------|----|----------|--|------------|---|--|
| ① | 2x | 755120 | HALLE-BIRKETT Forceps, straight | 26 5200 46 | Electrode Handle, without buttons, with integrated connection cable (not illustrated) | |
| ② | 2x | 748220 | DUPLAY Dressing and Sponge Holding Forceps, curved | | | |
| ③ | 2x | 755401 | NEGUS Forceps, large curve | ③⑧ | 12x 754719 | SCHNIDT Forceps, slightly curved, length 19 cm |
| ④ | | 787000 | KOCHER Probe, length 16.5 cm | ③⑨ | 208100 | Surgical Handle, Fig. 4 |
| ⑤ | | 740000 | BRÜNNINGS Tongue Depressor, length 19 cm | | 208320 | Blade, for Handle 208100, Fig. 20, sterile, package of 100 |
| ⑥ | | 474000 | FREER Elevator, double-ended | ④① | 208000 | Surgical Handle, Fig. 3, length 12.5 cm |
| ⑦ | | 474200 | FREER-JOSEPH Elevator, double-ended | | 208210 | Blade, Fig 10, sterile, package of 100 (not illustrated) |
| ⑧ | | 751411 | HENKE Elevator, width 11.5 mm | | 208211 | Same, Fig. 11 (not illustrated) |
| ⑨ | | 169009 | JANSEN Raspatory, width 9 mm | ④② | 208211 | REDON Guide Needle, angled, with lancet-shaped tip, 10 Fr. |
| ⑩ | | 797214 | Bulbous Probe, diameter 1.5 mm, length 14.5 cm | ④③ | 797340 | DESCHAMPS Ligature Needle, curved to right, length 20 cm (not illustrated) |
| ⑪ | | 797314 | Grooved Director, length 14.5 cm | | 800001 | Same, curved to left |
| ⑫ | | 219513 | WULLSTEIN Retractor, length 13 cm | ④④ | 800002 | Needle Holder, tungsten carbide inserts, length 13 cm |
| ⑬ | | 219717 | FISCH Retractor, length 17 cm | ④⑤ | 516013 | Same, length 15 cm |
| ⑭ | | 403575 | KILLIAN-STRUYCKEN Nasal Speculum, blade length 75 mm | | 516015 | HEGAR Needle Holder, slender, tungsten carbide inserts, length 18 cm |
| ⑮ | | 789500 | KILLIAN Laryngectomy Scissors, with double joint, length 21.5 cm | ④⑥ | 2x 156000 | LUCAE Ear Forceps, length 14.5 cm |
| ⑯ | | 204809 | FERGUSON Suction Tube, 9 Fr. | ④⑦ | 533012 | ADSON Dressing Forceps, serrated, length 12 cm |
| ⑰ | | 204812 | Same, 12 Fr. | | 533112 | ADSON Tissue Forceps, 1 x 2 teeth, length 12 cm (not illustrated) |
| ⑱ | | 204815 | Same, 15 Fr. | ④⑧ | 2x 533212 | ADSON-BROWN Tissue Forceps, atraumatic, fine side grasping teeth, length 12 cm |
| ⑲ | | 751001 | BLOHMKE Forceps, length 20 cm | ④⑨ | 20x 535212 | HALSTEAD "Mosquito" Artery Forceps, curved, length 12.5 cm |
| ⑳ | | 450002 | HARTMANN Nasal Cutting Forceps, round, size 2, working length 11 cm | ⑤① | 20x 796011 | Same, 1 x 2 teeth |
| ㉑ | | 810806 | Cup Medicine, 60 ccm, diameter 70 mm | ⑤② | 537014 | BACKHAUS Towel Forceps, length 11 cm |
| | | 810810 | Cup Medicine, 100 ccm, diameter 80 mm (not illustrated) | ⑤③ | 12x 794514 | Dissecting Forceps, straight, without ratchet, length 14 cm |
| ㉒ | | 755500 | YANKAUER Suction Tube, length 29 cm | ⑤④ | 12x 794014 | OCHSNER-KOCHER Artery Forceps, straight, 1 x 2 teeth, length 14 cm |
| ㉓ | 2x | 786001 | Retractor, sharp, 1 prong | ⑤⑤ | 4x 794016 | ROCHESTER-PEAN Artery Forceps, straight, length 14 cm |
| ㉔ | 2x | 786002 | Same, 2 prongs | ⑤⑥ | 2x 795015 | Same, length 16 cm |
| ㉕ | 2x | 800402 | VOLKMANN Retractors, sharp, 2 prongs | ⑤⑦ | 2x 795115 | ALLIS Forceps, 4 x 5 teeth, length 15 cm |
| | 2x | 800502 | Same, blunt (not illustrated) | ⑤⑧ | 791815 | BRAUN Hook Forceps, 4 x 4 teeth, length 15.5 cm |
| ㉖ | 2x | 800404 | VOLKMANN Retractors, sharp, 4 prongs | ⑤⑨ | 2x 752918 | REYNOLDS Dissecting Scissors, curved, delicate tips, length 15 cm |
| | 2x | 800504 | Same, blunt (not illustrated) | ⑥① | 2x 511514 | METZENBAUM Scissors, curved, length 18 cm |
| ㉗ | 2x | 800406 | VOLKMANN Retractors, sharp, 6 prongs | ⑥② | 513310 | METZENBAUM-LAHEY Scissors, curved, extra slender, length 15 cm |
| | 2x | 800506 | Same, blunt (not illustrated) | ⑥③ | 2x 511414 | METZENBAUM Scissors, curved, length 14 cm |
| ㉘ | | 801414 | GLANZ Retractor, curved backwards, for retracting the jugular vein | ⑥④ | 511210 | STEVENS Scissors, curved, length 10.5 cm |
| ㉙ | | 786500 | SCHÖNBORN Thymus Retractor | ⑥⑤ | 791202 | JOSEPH Scissors, curved, length 14 cm |
| ㉚ | | 801800 | LANGENBECK Retractor, 33 x 14 mm | ⑥⑥ | 790802 | Scissors, extra delicate, curved, length 10 cm |
| ㉛ | | 801600 | Same, oval blade, 60 x 20 mm | | | Scissors, curved, pointed/blunt, length 14.5 cm |
| ㉜ | | 792402 | Dressing Forceps, medium, length 14.5 cm | | | Scissors, straight, pointed/blunt, length 14.5 cm |
| | | 792403 | Same, narrow (not illustrated) | | | |
| ㉝ | | 793401 | Tissue Forceps, 1 x 2 teeth, length 14.5 cm | | | |
| | | 793402 | Same, medium (not illustrated) | | | |
| | | 793403 | Same, narrow (not illustrated) | | | |
| ㉞ | | 750000 | Dressing Forceps, serrated, length 20 cm | | | |
| ㉟ | | 530416 | "ATRAUMA" Atraumatic Tissue Forceps, length 16 cm | | | |
| ㊱ | | 750112 | Tissue Forceps, 1 x 2 teeth, length 20 cm | | | |
| ㊲ | | 842216 | Bipolar Coagulating Forceps, angled tip, blunt, tip 1 mm, length 16 cm | | | |
| | | 842219 | Same, tip 2 mm, length 19 cm (not illustrated) | | | |
| | | 847000 E | Bipolar High Frequency Cord, for 842216/842219 (not illustrated) | | | |
| 26 5200 38 | | | Ball Electrode, 4 mm (not illustrated) | | | |
| 26 5200 34 | | | KIRSCHNER Spatula Electrode, straight (not illustrated) | | | |

Accessories recommended for containers (not illustrated):
 39502 Z **Wire Tray for Cleaning, Sterilization and Storage**
 39751 A2 **Sterilization Container**, with MicroStop®
 39763 A2 **Coding Label**
 39762 D2 **Color Tab**, blue

Further accessories for cleaning and sterilization
 see catalog HYGIENE

KLEINSASSER Basic Adult Laryngoscopy Set



KLEINSASSER Basic Adult Laryngoscopy Set

| | | |
|---|------------|--|
| ① | 8590 B | KLEINSASSER Operating Laryngoscope , large, length 17 cm |
| ② | 8590 C | Same , medium (most commonly used model) |
| ③ | 8590 DN | Same , small, length 18 cm (for very difficult anatomical circumstances) |
| ④ | 8590 GF | Fiber Optic Light Carrier , for use with 8590 B – JL |
| ⑤ | 8575 K | Laryngoscope Holder and Chest Support , GÖTTINGEN model, rod with metal ring, diameter 9 cm, length 34 cm |
| ⑥ | 5x 8575 QS | Teeth Protector , silicone, autoclavable , can also be used as inlay in metal teeth protector |
| ⑦ | 8660 N | KLEINSASSER Needle Holder , with ratchet, working length 23 cm |
| ⑧ | 8660 L | KLEINSASSER Laryngeal Biopsy Forceps , robust, size 3 x 4 mm, working length 23 cm |
| ⑨ | 8594 A | KLEINSASSER Scissors , straight, working length 23 cm |
| ⑩ | 8593 A | KLEINSASSER Grasping Forceps , without ratchet, serrated, straight, working length 23 cm |
| ⑪ | 8594 B | KLEINSASSER Scissors , angled 45°, working length 23 cm |
| ⑫ | 8594 C | Same , curved to right |
| ⑬ | 8594 D | Same , curved to left |
| ⑭ | 8591 A | KLEINSASSER Cutting Forceps , straight, with 2 mm cupped jaws, working length 23 cm |
| ⑮ | 8591 B | Same , curved upwards |
| ⑯ | 8591 C | Same , curved to right |
| ⑰ | 8591 D | Same , curved to left |
| ⑱ | 8597 | KLEINSASSER Handle , for 8595 A – 8596 T |
| ⑲ | 8596 A | KLEINSASSER Hook , blunt, with probe button, working length 23 cm |
| ⑳ | 8596 B | Same , sharp |
| ㉑ | 8596 T | KLEINSASSER Knot Tier , working length 23 cm |
| ㉒ | 8596 F | KLEINSASSER Needle , curved to left, working length 23 cm |
| ㉓ | 8596 E | Same , curved to right |
| ㉔ | 8595 C | KLEINSASSER Laryngeal Knife , sickle-shaped, working length 23 cm |
| ㉕ | 8595 E | Same , golf club-shaped |
| ㉖ | 8595 A | Same , oval, straight |
| ㉗ | 8596 H | KLEINSASSER Suction Elevator , working length 23 cm |
| ㉘ | 8603 | KLEINSASSER Suction Tube , outer diameter 2.5 mm |
| ㉙ | 8598 B | KLEINSASSER Injection Needle , LUER-Lock, straight |
| ㉚ | 8605 N | KLEINSASSER Insulated Cannula , for suction and coagulation, outer diameter 3 mm |
| ㉛ | 26005 M | Unipolar High Frequency Cord , with 5 mm plug, length 300 cm, for KARL STORZ and Erbe units (not illustrated) |

Accessories recommended for containers (not illustrated):

| | |
|------------|--|
| 2x 39502 Z | Wire Tray for Cleaning, Sterilization and Storage |
| 39753 A2 | Sterilization Container , with MicroStop® |
| 39763 A2 | Coding Label |
| 39762 D2 | Color Tab , blue |

Further accessories for cleaning and sterilization see catalog HYGIENE

Basic Pediatric Laryngoscopy Set



8-941

Basic Pediatric Laryngoscopy Set

- ① 8574 J BENJAMIN **Operating Laryngoscope**, for children, length 15 cm
- ② 8574 JH **Fiber Optic Light Carrier**, for distal illumination, length 12 cm, for use with 8574 J/JP
- ③ 8587 KK LINDHOLM **Operating Laryngoscope**, for children, distal end width 16 mm, length 11 cm
- ④ 8587 GF **Fiber Optic Light Carrier**, for distal illumination, length 7.5 cm, for use with Laryngoscope 8587 A/AA/KK
- ⑤ 8587 P BENJAMIN-LINDHOLM **Operating Laryngoscope**, for newborn babies and infants, inner diameter of proximal end 26 x 16 mm, distal end 14 x 11 mm, length 9.5 cm
- ⑥ 8587 PF **Fiber Optic Light Carrier**, for distal illumination, length 6.5 cm, for use with 8587 P
- ⑦ 497 AC **Clip**, for proximal illumination
- ⑧ 8602 KS KLEINSASSER **Suction Tube**, ball-shaped end, outer diameter 2 mm, working length 18 cm
- ⑨ 8603 KS **Same**, outer diameter 3 mm
- ⑩ 8591 MK **Spoon Forceps**, jaws open horizontally, distal end malleable, diameter 4 mm, with cleaning connector, working length 18 cm
- ⑪ 8593 AK KLEINSASSER **Grasping Forceps**, straight, serrated, with cleaning connector, working length 18 cm
- ⑫ 8591 BK KLEINSASSER **Forceps**, upturned, with cupped jaws, 2 mm, with cleaning connector, working length 18 cm
- ⑬ 8591 AK **Same**, straight
- ⑭ 8594 DK KLEINSASSER **Scissors**, curved to left, with cleaning connector, working length 18 cm
- ⑮ 8594 CK **Same**, curved to right
- ⑯ 8594 AK KLEINSASSER **Scissors**, straight, with cleaning connector, working length 18 cm
- ⑰ 8575 KC BENJAMIN-PARSONS **Laryngoscope Holder and Chest Support**, rod with metal ring, with 2 lateral screws

Accessories recommended for containers (not illustrated):

- 39502 Z **Wire Tray for Cleaning, Sterilization and Storage**
- 39752 A2 **Sterilization Container**, with MicroStop®
- 39763 A2 **Coding Label**
- 39762 D2 **Color Tab**, blue

Further accessories for cleaning and sterilization see catalog HYGIENE

STEINER Basic LASER Laryngoscopy Set for Adults



8-943

STEINER Basic LASER Laryngoscopy Set for Adults

- ① 8666 AN **STEINER Distending Operating Laryngoscope**, for adults, lightweight construction, channel removing vapor integrated in blade and handle, length 18 cm
- ② 8666 DN **STEINER Distending Operating Oropharyngoscope**, for adults, with right and left side wings to prevent the tongue/soft tissue from obstructing the lumen, channel removing vapor integrated in handle and blade, length 14 cm, for use with Clip 497 AC
- ③ 8661 CN **STEINER Operating Laryngoscope**, medium-large, for adults, with integrated channel to remove vapor, length 18 cm
- ④ 8661 DN **Same**, small, for adults with difficult anatomical circumstances and for children, length 19 cm
- ⑤ 8663 BH **Grasping Forceps**, curved to right, serrated, insulated sheath, working length 23 cm
- ⑥ 8663 CH **Same**, curved to left
- ⑦ 8593 GM **Miniature Grasping Forceps**, extra delicate, serrated, with triangular jaws, curved upwards to right, working length 23 cm
- ⑧ 8593 HM **Same**, curved upwards to left
- ⑨ 8662 D **LARYNGOFORCE®II Grasping Forceps**, delicate, serrated, special matt finish, working length 22 cm
- ⑩ 8662 E **LARYNGOFORCE®II Grasping Forceps**, with oval alligator jaws, small, working length 22 cm
- ⑪ 8662 FL **Same**, medium, working length 22 cm
- ⑫ 8662 GL **LARYNGOFORCE®II Grasping Forceps**, with oval, fenestrated alligator jaws, large, with suction channel to remove LASER vapors, working length 22 cm
- ⑬ 8665 T **Clips**, titanium LT 200, medium, 5 mm, sterile, package of 36 cartridges with 6 clips each
- ⑭ 8665 L **LARYNGOFORCE®II Clip Forceps**, jaw curved to left, working length 22 cm
- ⑮ 8665 R **Same**, jaw curved to right
- ⑯ 8606 D **Coagulation Suction Tube**, with ergonomic handle, insulated, with connection for unipolar coagulation, outer diameter 2 mm, working length 23 cm
- ⑰ 8606 E **Same**, outer diameter 2.5 mm
- ⑱ 8606 F **Same**, outer diameter 3.5 mm
- 26005 M **Unipolar High Frequency Cord**, with 5 mm plug, length 300 cm, for KARL STORZ and Erbe units (not illustrated)
- ⑲ 8596 R **Protector**, to protect tissue against unintentional LASER irradiation, oval, diameter 7 mm, working length 23 cm
- ⑳ 497 AC **Clip**, for proximal illumination
- ㉑ 8575 K **Laryngoscope Holder and Chest Support**, GÖTTINGEN model, rod with metal ring, diameter 9 cm, length 34 cm

If required:

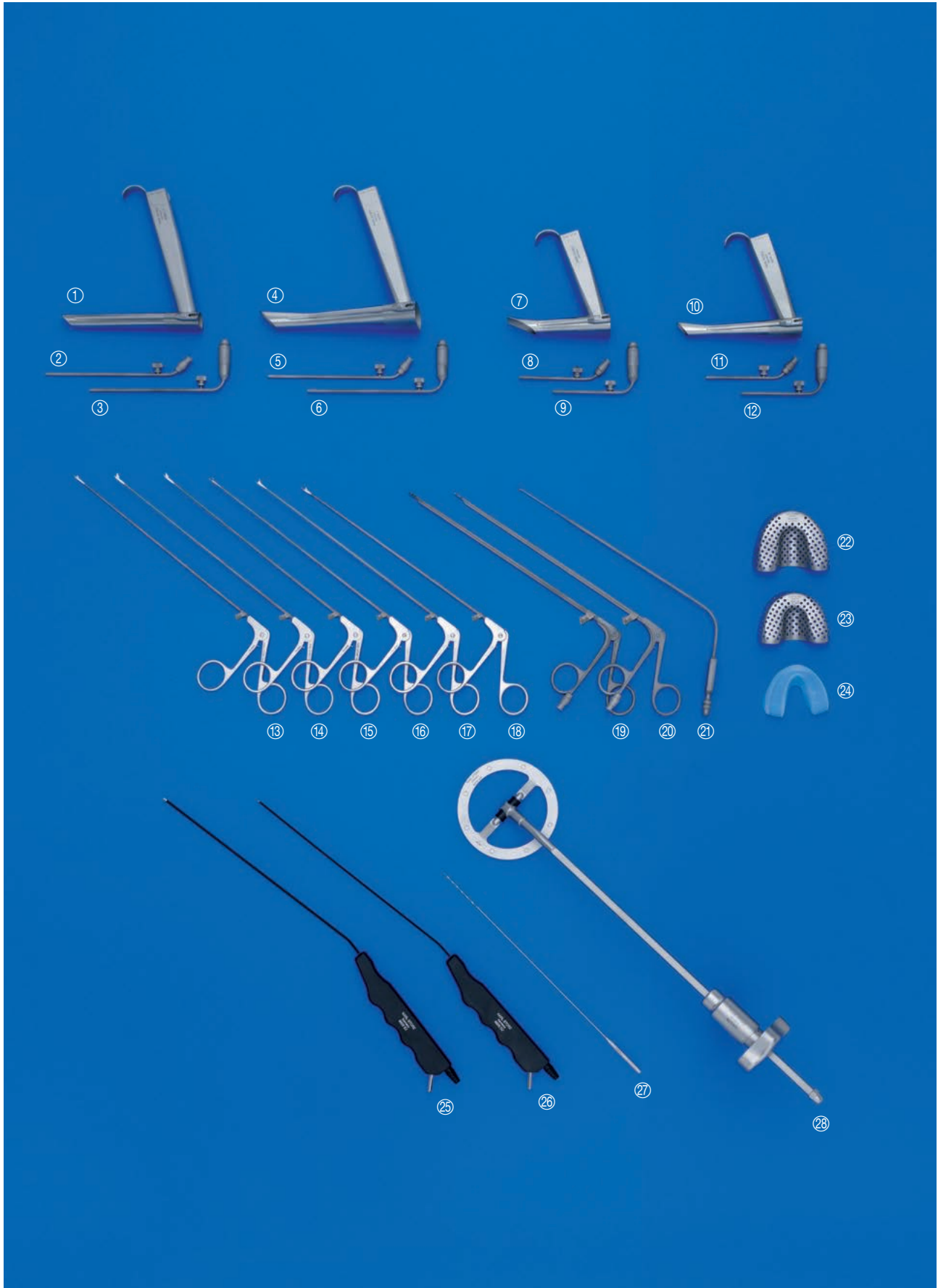
- 8575 L **Support Table**, GÖTTINGEN model, for Laryngoscope Holder 8575 K/KC, height adjustable swivel arm with movable plate, can be mounted on operation table equipped with standard sliding rail 25 x 10 mm (not illustrated)

Accessories recommended for containers (not illustrated):

- 39502 Z **Wire Tray for Cleaning, Sterilization and Storage**
- 39752 A2 **Sterilization Container**, with MicroStop®
- 39763 A2 **Coding Label**
- 39762 D2 **Color Tab**, blue

Further accessories for cleaning and sterilization see catalog HYGIENE

WERNER Special Pediatric LASER Laryngoscopy Set



WERNER Special Pediatric LASER Laryngoscopy Set

- ① 8590 LL **KLEINSASSER Laryngoscope**, modified by RUDERT for CO₂ LASER surgery, for infants, length 13 cm
- ② 8574 JK **Suction Tube, to remove vapor**, for use with Laryngoscope 8590 LL
- ③ 8574 JH **Fiber Optic Light Carrier**, for use with Laryngoscope 8590 LL
- ④ 8574 J **BENJAMIN Operating Laryngoscope**, for children, length 15 cm
- ⑤ 8574 JK **Suction Tube, to remove vapor**, for use with Operating Laryngoscope 8574 J
- ⑥ 8574 JH **Fiber Optic Light Carrier**, for use with Operating Laryngoscope 8574 J
- ⑦ 8574 JB **BENJAMIN Operating Laryngoscope**, for children, small size, length 11.5 cm
- ⑧ 8587 PM **Suction Tube, to remove vapor**, for use with Operating Laryngoscope 8574 JB
- ⑨ 8587 PF **Fiber Optic Light Carrier**, for use with Operating Laryngoscope 8574 JB
- ⑩ 8587 P **BENJAMIN-LINDHOLM Operating Laryngoscope**, for newborn babies and infants, length 9.5 cm
- ⑪ 8587 PM **Suction Tube, to remove vapor**, for use with Operating Laryngoscope 8587 P
- ⑫ 8587 PF **Fiber Optic Light Carrier**, for use with Operating Laryngoscope 8587 P
- ⑬ 8594 AJ **KLEINSASSER Scissors**, straight, with cleaning connector, working length 21 cm
- 8594 AK **Same**, working length 18 cm
- ⑭ 8594 CJ **KLEINSASSER Scissors**, curved to right, with cleaning connector, working length 21 cm
- 8594 CK **Same**, working length 18 cm
- ⑮ 8594 DJ **KLEINSASSER Scissors**, curved to left, with cleaning connector, working length 21 cm
- 8594 DK **Same**, working length 18 cm
- ⑯ 8591 AJ **KLEINSASSER Forceps**, straight, with 2 mm cupped jaws, with cleaning connector, working length 21 cm
- 8591 AK **Same**, working length 18 cm
- ⑰ 8591 CJ **KLEINSASSER Forceps**, curved to right, with 2 mm cupped jaws, with cleaning connector, working length 21 cm
- 8591 CK **Same**, working length 18 cm
- ⑱ 8591 DJ **KLEINSASSER Forceps**, curved to left, with 2 mm cupped jaws, with cleaning connector, working length 21 cm
- 8591 DK **Same**, working length 18 cm
- ⑲ 8591 RJL **Spoon Forceps**, diameter 2 mm, opens horizontally to right, sheath conically reinforced from distal to proximal, with suction channel to remove vapor, with cleaning connector, working length 21 cm
- 8591 RJK **Same**, working length 18 cm
- ⑳ 8591 SJL **Same**, opens horizontally to left, working length 21 cm
- 8591 SJK **Same**, opens horizontally to left, working length 18 cm
- ㉑ 8596 OJ **Protector**, curved upwards, diameter 3 mm, to protect tissue against unintentional LASER irradiation, working length 21 cm
- 8596 OK **Same**, working length 18 cm
- ㉒ 8575 RC **Teeth Protector**, metal, small
- ㉓ 8575 RB **Teeth Protector**, metal, medium
- ㉔ 8575 QS **Teeth Protector**, silicone, **autoclavable**, can also be used as inlay in metal teeth protector
- ㉕ 8606 DJ **Coagulation Suction Tube**, with ergonomical handle, insulated, outer diameter 2 mm, working length 21 cm
- 8606 DK **Same**, working length 18 cm
- ㉖ 8606 EJ **Same**, outer diameter 2.5 mm, working length 21 cm
- 8606 EK **Same**, working length 18 cm
- 26005 M **Unipolar High Frequency Cord**, with 5 mm plug, length 300 cm, for KARL STORZ and Erbe units (not illustrated)
- ㉗ 8596 WJ **Cotton Applicator**, straight, working length 21 cm
- 8596 WK **Same**, working length 18 cm
- ㉘ 8575 K **Laryngoscope Holder and Chest Support**, GÖTTINGEN model, rod with metal ring, diameter 9 cm, length 34 cm

Accessories recommended for containers (not illustrated):

- 39502 Z **Wire Tray for Cleaning, Sterilization and Storage**
- 39752 A2 **Sterilization Container**, with MicroStop®
- 39763 A2 **Coding Label**
- 39762 D2 **Color Tab**, blue

Further accessories for cleaning and sterilization see catalog HYGIENE

Basic Panendoscopy Set



12-08

Basic Panendoscopy Set


- ① 8575 C RIECKER **Laryngoscope**, slotted, adult size, with Fiber Optic Light Carrier 8575 CF
- ② 8590 B KLEINSASSER **Operating Laryngoscope**, large, length 17 cm
- ③ 8590 C KLEINSASSER **Operating Laryngoscope**, medium, length 17 cm (most commonly used model)
- ④ 8590 DN KLEINSASSER **Operating Laryngoscope**, small, length 18 cm (for particularly difficult anatomical circumstances)
- ⑤ 8575 K **Laryngoscope Holder and Chest Support**, GÖTTINGEN model
including:
Laryngoscope Holder, GÖTTINGEN model, with adjustment wheel
Support Rod, movable, with metal ring, diameter 9 cm, length 34 cm
- ⑥ 12060 AV ROBERTS-JESBERG **Esophagoscope**, oval, size 12 x 16, length 40 cm, for use with Fiber Optic Light Carrier 12061 AV and/or Prismatic Light Deflector 10101 FA
- ⑦ 12061 AV **Fiber Optic Light Carrier**, for use with esophagoscopes, length 40 cm
- ⑧ 8590 GF **Fiber Optic Light Carrier**, for distal illumination, working length 14 cm
- 495 UD **Fiber Optic Light Cable**, with straight connector, 2x diameter 3.5 mm, length 180 cm, for simultaneous light transmission for 2 instruments (not illustrated)
- ⑨ 12070 **Handle**
- ⑩ 810820 **Cup Medicine**, 200 ccm, diameter 100 mm, height 50 mm
- ⑪ 810810 **Cup Medicine**, 100 ccm, diameter 80 mm, height 30 mm
- ⑫ 818500 **Medicine Dish**, glass, diameter 32 mm, colored
- ⑬ 744600 McIVOR **Mouth Gag**, with removable bow for replacement of rubber tube
- ⑭ 744303 **Tongue Blade**, WÜRZBURG model, slotted, size 3
- ⑮ 744304 **Same**, size 4
- ⑯ 400500 HARTMANN **Nasal Speculum**, for adults, length 13 cm
- ⑰ 754719 SCHNIDT **Forceps**, slightly curved, serrated, length 19 cm
- ⑱ 426516 JANSEN **Nasal Dressing Forceps**, bayonet-shaped, length 16.5 cm
- ⑲ 204810 FERGUSON **Suction Tube**, with cut-off hole and stylet, LUER, 10 Fr., working length 11 cm
- ⑳ 769905 **Laryngeal Mirror**, with unscrewable hexagonal handle, size 5
- ㉑ 8596 W **Cotton Applicator**, straight, working length 25 cm
- ㉒ 8575 QS **Teeth Protector**, silicone, autoclavable
- ㉓ 8591 A KLEINSASSER **Cutting Forceps**, straight, with 2 mm cupped jaws, working length 23 cm
- ㉔ 8591 B **Same**, curved upwards
- ㉕ 8591 C **Same**, curved to right
- ㉖ 8591 D **Same**, curved to left
- ㉗ 8594 A KLEINSASSER **Scissors**, straight, working length 23 cm
- ㉘ 8594 B **Same**, angled 45°
- ㉙ 8594 C **Same**, curved to right
- ㉚ 8594 D **Same**, curved to left
- ㉛ 8591 P **Cutting Forceps**, with round 5 mm cupped jaws, robust model, double action jaws, sheath diameter 2.5 mm, working length 23 cm
- ㉜ 8596 D **Laryngeal Probe**, straight, sheath angled, round handle, working length 23 cm
- ㉝ 10380 AK **Suction Tube**, diameter 4 mm, working length 35 cm
- ㉞ 10381 B **Suction Tube**, with rubber tip, straight, diameter 2 mm, working length 35 cm
- ㉟ 10381 A **Suction Tube**, with rubber tip, straight, diameter 4 mm, working length 50 cm

Accessories recommended for containers (not illustrated):

- 2x 39502 Z **Wire Tray for Cleaning, Sterilization and Storage**
- 39753 A2 **Sterilization Container**, with MicroStop®
- 39763 A2 **Coding Label**
- 39762 D2 **Color Tab**, blue

Further accessories for cleaning and sterilization see catalog HYGIENE

WOO/SHAPSHAY/OSSOFF Microsurgical Instrument Set for Phonosurgery



8-942

WOO/SHAPSHAY/OSSOFF Microsurgical Instrument Set for Phonosurgery

- | | | | | | |
|---|---------|--|----|--------|---|
| ① | 8587 A | LINDHOLM Operating Laryngoscope , length 15 cm | ③④ | 8659 C | FEHLAND Needle Holder , angled 90° to right, working length 20 cm |
| ② | 8587 GF | Fiber Optic Light Carrier , for use with Laryngoscope 8587 A | ③⑤ | 8659 D | Same , angled to left |
| ③ | 8574 SL | BENJAMIN Slimline Operating Laryngoscope and Subglottiscope , for adults, length 17 cm | ③⑥ | 8660 P | KLEINSASSER Needle Holder , straight, working length 20 cm |
| ④ | 8589 C | RUDERT Anterior Commissure Laryngoscope , medium, universal size, triangular spatula shaped, length 17 cm | ③⑦ | 8681 A | Micro Forceps , straight, with 1 mm cupped jaws, working length 20 cm |
| ⑤ | 8574 LF | Fiber Optic Light Carrier , length 16 cm, for use with Laryngoscopes 8590 AL/BL/CL/DL/JA | ③⑧ | 8681 B | Same , curved upwards |
| ⑥ | 8590 J | KLEINSASSER Operating Laryngoscope , for anterior commissure, length 18 cm | ③⑨ | 8681 C | Same , curved to right |
| ⑦ | 8590 GF | Fiber Optic Light Carrier , for use with Laryngoscopes 8590 B – JN | ④① | 8681 D | Same , curved to left |
| ⑧ | 8590 C | KLEINSASSER Operating Laryngoscope , medium, length 17 cm | ④② | 8683 A | Micro Grasping Forceps , straight, serrated, working length 20 cm |
| ⑨ | 8590 JA | KLEINSASSER Laryngoscope , length 18 cm, for anterior commissure | ④③ | 8683 B | Same , curved upwards |
| ⑩ | 8574 LF | Fiber Optic Light Carrier , length 16 cm, for use with Laryngoscopes 8590 AL/BL/CL/DL/JA | ④④ | 8683 C | Same , curved to right |
| ⑪ | 8590 CL | KLEINSASSER Laryngoscope , length 17 cm | ④⑤ | 8683 D | SHAPSAY-PERETTI Micro Grasping Forceps , curved upwards to right, working length 20 cm |
| ⑫ | 8575 K | Laryngoscope Holder and Chest Support , GÖTTINGEN model, rod with metal ring, diameter 9 cm, length 34 cm | ④⑥ | 8683 G | Same , curved upwards to left |
| ⑬ | 8575 KC | BENJAMIN-PARSONS Laryngoscope Holder and Chest Support | ④⑦ | 8684 A | Micro Scissors , straight, working length 20 cm |
| ⑭ | 8575 V | Extension , GRONINGEN model, for enlargement of opening angle of support rod for overweight patients | ④⑧ | 8684 B | Same , curved upwards |
| ⑮ | 497 AC | Clip , for proximal illumination | ④⑨ | 8684 C | Same , curved to right |
| ⑯ | 8693 A | Probe , straight, diameter 1 mm | ⑤① | 8684 D | Same , curved to left |
| ⑰ | 8693 B | Same , angled 45° | ⑤② | 8686 A | Micro Grasping Forceps , straight, hollowed jaws, serrated tips, opens horizontally to right, working length 20 cm |
| ⑱ | 8656 A | Sickle Knife , curved, delicate, 3 to 1 mm tapered shaft, total length 23 cm | ⑤③ | 8687 A | Micro Alligator Forceps , both jaws open vertically, with suction channel to remove LASER vapors, working length 20 cm |
| ⑲ | 8656 B | Same , straight cutting | ⑤④ | 8691 A | Suction Tube , with cut-off hole, tip with central opening, outer diameter 1 mm |
| ⑳ | 8656 C | Round Knife , vertical cutting, delicate, 3 to 1 mm tapered shaft, total length 23 cm | ⑤⑤ | 8691 B | Same , outer diameter 1.5 mm |
| ㉑ | 8656 D | Lancet Knife , straight, delicate, 3 to 1 mm tapered shaft, total length 23 cm | ⑤⑥ | 8691 C | Same , outer diameter 2 mm |
| ㉒ | 8656 E | Needle , straight, sharp, delicate, 3 to 1 mm tapered shaft, total length 23 cm | ⑤⑦ | 8692 A | Suction Tube , with cut-off hole, tip closed, with 2 lateral openings, outer diameter 1 mm |
| ㉓ | 8656 F | Hook 90° , 1 mm, sharp, delicate, 3 to 1 mm tapered shaft, total length 23 cm | ⑤⑧ | 8692 B | Same , outer diameter 1.5 mm |
| ㉔ | 8656 G | Same , 2 mm | ⑤⑨ | 8692 C | Same , outer diameter 2 mm |
| ㉕ | 8656 J | Dissector , straight, ball end, delicate, 3 to 0.6 mm tapered shaft, diameter 1.3 mm, total length 23 cm | ⑥① | 8602 | KLEINSASSER Suction Tube , outer diameter 2 mm |
| ㉖ | 8656 L | Elevator , slightly curved, blunt, delicate, 3 to 1 mm tapered shaft, total length 23 cm | ⑥② | 8603 | Same , outer diameter 2.5 mm |
| ㉗ | 8656 LS | Same , sharp tip | ⑥③ | 8604 | Same , outer diameter 3 mm |
| ㉘ | 8656 N | Same , angled 15° | | | |
| ㉙ | 8656 R | Curette , oval spoon, straight, delicate, 3 to 1 mm tapered shaft, total length 23 cm | | | |
| ⑳ | 8656 S | Same , angled 35° | | | |
| ㉑ | 8657 H | Universal Handle , forceps shape, with 2 handle rings, length 9 cm | | | |
| ㉒ | 8656 VL | Suction Elevator , angular, with grip plate and cut-off hole, working length 21 cm, total length 23 cm | | | |
| ㉓ | 8656 VR | Same , curved to right | | | |


Accessories recommended for containers (not illustrated):

- | | |
|------------|--|
| 2x 39502 Z | Wire Tray for Cleaning, Sterilization and Storage |
| 39753 A2 | Sterilization Container , with MicroStop® |
| 39763 A2 | Coding Label |
| 39762 D2 | Color Tab , blue |

Further accessories for cleaning and sterilization
see catalog HYGIENE

Esophagoscopy Adult Set

Basic Set



Esophagoscopy Adult Set

Basic Set

- ① 12060 A ROBERTS-JESBERG **Esophagoscope**, oval, size 12 x 16, length 50 cm
- ② 12060 C **Same**, size 10 x 14
- ③ 12061 A **Fiber Optic Light Carrier**, for use with esophagoscopes, length 50 cm
- ④ 12060 B ROBERTS-JESBERG **Esophagoscope**, oval, size 12 x 16, length 30 cm
- ⑤ 12060 D **Same**, size 10 x 14
- ⑥ 12060 F **Same**, size 8 x 12
- ⑦ 12061 B **Fiber Optic Light Carrier**, for use with esophagoscopes, length 30 cm
- ⑧ 12060 S ROBERTS-JESBERG **Hypopharyngoscope**, oval, size 10 x 14, length 20 cm
- ⑨ 12061 C **Fiber Optic Light Carrier**, for use with hypopharyngoscopes, length 20 cm
- ⑩ 12070 **Handle**, for esophagoscopes

Recommended accessories for esophagoscopes with a length of 50 cm

- ⑪ 12015 AA **HOPKINS® Straight Forward Telescope 0°**, diameter 5.5 mm, length 53 cm, **autoclavable**, fiber optic light transmission incorporated, color code: green
- ⑫ 12016 M **Optical Forceps**, alligator, large jaws, for hard foreign bodies
- ⑬ 12016 L **Optical Forceps**, spoon-shaped, round, for biopsy
- ⑭ 10381 AL **Suction Tube**, with rubber tip, straight, diameter 4 mm, working length 55 cm
- ⑮ 3x 10384 AL **Cotton Carrier**, working length 55 cm
- ⑯ 10387 AL **Sponge Holder**, with spring handle, working length 55 cm

Recommended accessories for esophagoscopes with a length of 30 and 20 cm

- ⑰ 10324 AA **HOPKINS® Straight Forward Telescope 0°**, diameter 2.9 mm, length 36 cm, **autoclavable**, fiber optic light transmission incorporated, color code: green
- ⑱ 10378 HF **Optical Forceps**, alligator, for grasping hard foreign bodies, with spring-action handle
- ⑲ 10378 L **Optical Forceps**, spoon-shaped, for biopsy
- ⑳ 10381 B **Suction Tube**, with rubber tip, straight, diameter 2 mm, working length 35 cm
- ㉑ 3x 10384 B **Cotton Applicator**, working length 35 cm
- ㉒ 10387 B **Sponge Holder**, with spring handle, working length 35 cm

Recommended Wire Trays (not illustrated):


- 39501 BR **Wire Tray for Cleaning, Sterilization and Storage**, of telescopes and accessories for bronchoscopy
- 39501 ES **Wire Tray for Cleaning, Sterilization and Storage**, of instruments and accessories for bronchoscopy and esophagoscopy

Further accessories for cleaning and sterilization see catalog HYGIENE

Esophagoscopy Pediatric Set with Proximal Illumination

Basic Set

STORZ
KARL STORZ — ENDOSKOPE



Esophagoscopy Pediatric Set with Proximal Illumination

Basic Set

- ① 10324 AA **HOPKINS® Straight Forward Telescope 0°**, diameter 2.9 mm, length 36 cm, **autoclavable**, fiber optic light transmission incorporated, color code: green
- ② 12030 A **Esophagoscope Tube**, size 6, length 30 cm
- ③ 12030 B **Same**, size 5
- ④ 12030 C **Same**, size 4
- ⑤ 10101 FA **Prismatic Light Deflector, autoclavable**, with connection to fiber optic light cable
- ⑥ 10338 N **Rubber Telescope Guide**, for use with telescopes and optical forceps
- ⑦ 10378 KF **Optical Forceps**, with KILLIAN bean jaws, for grasping peanuts and soft foreign bodies, with spring-action handle, for use with HOPKINS® Telescope 10324 AA
- ⑧ 10378 HF **Optical Forceps**, alligator, for grasping hard foreign bodies, with spring-action handle, for use with HOPKINS® Telescope 10324 AA
- ⑨ 10381 B **Suction Tube**, with rubber tip, straight, diameter 2 mm, working length 35 cm
- ⑩ 3x 10384 B **Cotton Applicator**, working length 35 cm
- ⑪ 10387 B **Sponge Holder**, with spring handle, working length 35 cm

Accessories recommended for containers (not illustrated):

39753 A2 **Sterilization Container**, with MicroStop®

39219 XU **Universal Instrument Rack with Silicone Holders and Tie-downs**

39100 S **Large Diamond Grid Silicone Insert**

39763 A2 **Coding Label**

Further accessories for cleaning and sterilization see catalog HYGIENE

Basic Bronchoscopy Adult Set with Proximal Illumination

Basic Set

STORZ
KARL STORZ — ENDOSKOPE



8-11

Basic Bronchoscopy Adult Set with Proximal Illumination

Basic Set

- | | | |
|---|------------|---|
| ① | 10320 AA | HOPKINS® Straight Forward Telescope 0° , diameter 5.5 mm, length 50 cm, autoclavable , fiber optic light transmission incorporated, color code: green |
| ② | 10320 BA | HOPKINS® Forward-Oblique Telescope 30° , diameter 5.5 mm, length 50 cm, autoclavable , fiber optic light transmission incorporated, color code: red |
| ③ | 10318 B | Universal Bronchoscope , size 8.5, length 43 cm |
| ④ | 10318 C | Same , size 7.5 |
| ⑤ | 10318 D | Same , size 6.5 |
| ⑥ | 10315 P | FLUVOG Adaptor , with sliding glass window plug, sealing cap, notched lens and keyhole opening, movable |
| ⑦ | 10924 D | Adaptors , to respirator |
| ⑧ | 10318 S | Instrument Guide , for suction catheter |
| ⑨ | 10318 K | Injection Cannula , for positive pressure assisted ventilation, LUER-Lock, outer diameter 3.5 mm, for use with Bronchoscopes 10318 B/C/D |
| ⑩ | 10350 HF | Optical Forceps , alligator, for hard foreign bodies, large jaws, with spring-action handle |
| ⑪ | 10350 KF | Optical Forceps , for peanuts and soft foreign bodies, with spring-action handle |
| ⑫ | 10350 L | Optical Biopsy Forceps , spoon-shaped, round, for biopsy |
| ⑬ | 3x 10384 A | Cotton Carrier , working length 50 cm |
| ⑭ | 10387 A | Sponge Holder , with spring handle, working length 50 cm |
| ⑮ | 10381 A | Suction Tube , with rubber tip, straight, diameter 4 mm, working length 50 cm |
| ⑯ | 10382 A | Suction Tube , with rubber tip, curved, diameter 4 mm, working length 50 cm |

Recommended Wire Trays (not illustrated):


- 39501 BR **Wire Tray for Cleaning, Sterilization and Storage**, of telescopes and accessories for bronchoscopy
 39501 ES **Wire Tray for Cleaning, Sterilization and Storage**, of instruments and accessories for bronchoscopy and esophagoscopy

Further accessories for cleaning and sterilization see catalog HYGIENE

Basic Bronchoscopy Pediatric Set with Proximal Illumination

Basic Set

STORZ
KARL STORZ — ENDOSKOPE



8-942

Basic Bronchoscopy Pediatric Set with Proximal Illumination

Basic Set

- ① 10324 AA **HOPKINS® Straight Forward Telescope 0°**, diameter 2.9 mm, length 36 cm, **autoclavable**, fiber optic light transmission incorporated, color code: green
- ② 10339 A **DOESEL-HUZLY Bronchoscope**, size 6, length 30 cm
- ③ 10339 BB **Same**, size 4.5
- ④ 10339 C **Same**, size 4
- ⑤ 10339 CD **Same**, size 3.5
- ⑥ 10101 FA **Prismatic Light Deflector, autoclavable**, with connection to fiber optic light cable
- ⑦ 10338 P **FLUVOG Adaptor**, with sliding glass window plug, sealing cap, notched lens and keyhole opening, movable
- ⑧ 10318 K **Injection Cannula**, for positive pressure assisted ventilation system, LUER-Lock, outer diameter 3.5 mm
- ⑨ 10338 S **Guide Piece**, for suction catheter, short, for bronchoscopes for children and infants
- ⑩ 10924 D **Adaptor**, for respirator
- ⑪ 10378 CF **Optical Forceps**, 2 x 2 teeth, for grasping coins and flat foreign bodies, with spring-action handle, for use with HOPKINS® Telescope 10324 AA and Bronchoscopes 10339 A – DD
- ⑫ 10378 KF **Optical Forceps**, with KILLIAN bean jaws, for grasping peanuts and soft foreign bodies, with spring-action handle, for use with HOPKINS® Telescope 10324 AA and Bronchoscopes 10339 A – DD
- ⑬ 10378 HF **Optical Forceps**, alligator, for grasping hard foreign bodies, with spring-action handle, for use with HOPKINS® Telescope 10324 AA and Bronchoscopes 10339 A – DD
- ⑭ 10386 B **Foreign Body Basket**, with ring handle, working length 35 cm
- ⑮ 10389 B **Cytology Brush**, with ring handle, working length 35 cm
- ⑯ 10381 B **Suction Tube**, with rubber tip, straight, diameter 2 mm, working length 35 cm
- ⑰ 10382 B **Suction Tube**, with rubber tip, curved, diameter 2 mm, working length 35 cm
- ⑱ 10432 N **Aspirator**, for collecting secretions, can be connected to suction tubes or suction catheters
- ⑲ 2x 10432 E **Spare Glass**, for Aspirator 10432 N
- ⑳ 2x 10384 B **Cotton Applicator**, working length 35 cm
- ㉑ 10387 B **Sponge Holder**, with spring handle, working length 35 cm

Accessories recommended for containers (not illustrated):

- 39753 A2 **Sterilization Container**, with MicroStop®
- 39219 XU **Universal Instrument Rack with Silicone Holders and Tie-downs**
- 39100 S **Large Diamond Grid Silicone Insert**
- 39763 A2 **Coding Label**

Further accessories for cleaning and sterilization see catalog HYGIENE



**LARYNGOSCOPY
TRACHEOSCOPY**

CCD Video Rhino-Laryngoscope

for use with IMAGE1, TELECAM SL II, TELECAM DX II,
TELE PACK and TELE PACK X

STORZ
KARL STORZ — ENDOSKOPE

Special Features:

- Large viewing angle and movable distal tip facilitates orientation
- Waterproof, fully immersible for cleaning and disinfection
- Sterilizable with EtO-Gas, Sterrad® 100S and Steris® System 1/System 1E
- Excellent optical quality – of both lens system and video chip
- Superior life span due to robust mechanical design
- Sensitive and stable control via ergonomic handle
- Short insertion tip with smooth-running and non-twisting angle mechanism
- Optimally matched, non-rotational insertion sheath



3-072

CCD Video Rhino-Laryngoscope

for use with IMAGE1, TELECAM SL II, TELECAM DX II,
TELE PACK and TELE PACK X



11101 VP/VN

- 11101 VP **CCD Video Rhino-Laryngoscope, PAL**, for use with IMAGE1, TELECAM SL II, TELECAM DX II, TELE PACK and TELE PACK X
Direction of view: 0°
Angle of view: 85°
Deflection up/down: 140°/140°
Working length: 30 cm
Outer diameter: 3.7 mm
- 11101 VN **Same**, color system **NTSC**

Following accessories are included:

- 27677 VC **Case**
13242 XL **Leakage Tester**, with bulb and manometer
11025 E **Pressure Compensation Cap**, for ventilation during gas sterilization

Note: The video connecting cables are not included in the set and must be ordered separately!

- 22 2000 77 **Video Endoscope Adaptor**, color systems **PAL/NTSC**, length 90 cm, for use with GI CCU and IMAGE1
- or**
- 22 2001 77 **IMAGE1 Video Endoscope Adaptor**, color system **NTSC**, length 90 cm, for use with all KARL STORZ video endoscopes
- 20 2130 70 **Video Connecting Cable**, for all KARL STORZ video endoscopes and TELECAM SL II, TELECAM DX II, TELE PACK or TELE PACK X, length 60 cm

TELE PACK X – The Mobile Compact Solution

Documentation Terminal for Video Rhino-Laryngoscope

TELE PACK X is a compact, portable and flexible system that can be used for a wide range of applications from the doctor's office through to the emergency room.

To enable swift and easy work, TELE PACK X combines all that is needed: monitor, camera and light source.

Crystal clear display

- 15" LCD display
- Image rotation
- 24-bit color intensity for natural color rendition
- DVI-D video output for connecting HD monitors

Flexible storage possibilities

- SD card slot for high storage capacity
- USB ports for external hard drives, USB flash drives and post-script printers
- Picture gallery for records
- Playback of saved videos
- Print-ready patient report documentation

Natural illumination

- HiLux 50 Watt high-performance light source
- Natural colour rendition close to daylight with a color temperature of 5700 K
- Up to 1000 hours lamp operating time

Consideration has also been given to documentation: Integrated data management enables comprehensive recording of medical examinations or surgical interventions. Multiple USB ports and an SD card slot are available to store the data.

Easy control combined with highest safety

- Membrane keyboard for wipe-down disinfection
- Hot keys for rapid and direct adjustment
- Arrow keys for intuitive control
- Connection socket for pedal control

Additional information

- Sturdy, portable housing
- Ergonomically designed handle for convenient transport
- Universal power supply unit: 100 – 240 VAC, 50/60 Hz
- Dimensions (w x h x d): 450 x 350 x 150 mm
- Weight: 7 kg



20 045001-EN

20 0450 01-EN TELE PACK X

endoscopic video unit for use with TELECAM one-chip camera heads and video endoscopes, incl. 50 W HiLux light source, 15" LCD TFT screen, USB/SD memory module, color systems **PAL/NTSC**, with integrated Image Processing Module, power supply 100 – 240 VAC, 50/60 Hz

including:

USB Silicone Keyboard, with touchpad, US character set

USB Flash Drive, 4 GB

Mains Cord

Mains Cord, US version

Technical information see catalog TELEPRESENCE

Components/Spare Parts see chapter 16

Laryngo-Fiberscopes



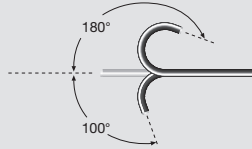


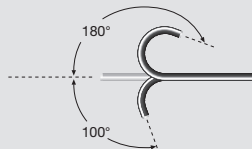


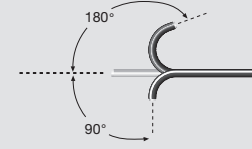


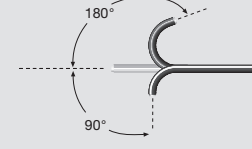


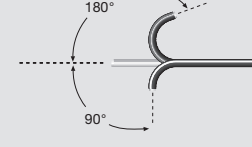
Special Features:

- Large viewing angle and movable distal tip for better orientation
- Waterproof, fully immersible for cleaning and disinfection
- Simple leakage test takes only a few minutes and requires no additional accessories.
- Sterilizable with EtO-Gas, Steris® and Sterrad®
- Exceptional optical quality of both lens and fiber optic image transmission bundle
- Resistant construction and robust mechanical components ensure long life of the instrument



Laryngo-Fiberscopes

Overview

| Laryngo-Fiberscopes | Order No. | | Deflection | Direction of View | Angle of View |
|--|-----------|---|--|-------------------|---------------|
| 3.5 x 340 mm  | 11001 RD |  |  | 0° | 90° |
| 5 x 230 mm  | 11001 UD |  |  | 0° | 110° |
| 3.5 x 300 mm  | 11101 RP |  |  | 0° | 70° |
| 2.5 x 270 mm  | 11101 SK |  |  | 0° | 90° |
| 2.5 x 370 mm  | 11101 SP |  |  | 0° | 90° |

Accessories included:



- 27677 BB **Case**
- 27677 RR **Case**
- 11025 E **Pressure Compensation Cap**,
for ventilation during gas sterilization
- 13242 XL **Leakage Tester**, with bulb and
manometer
- 13272 **Mouthpiece**

| | Working Length | Working Channel Inner Diameter | Distal End Outer Diameter | Case | Accessories (included) | | | | | |
|--|----------------|--------------------------------|---------------------------|----------|---------------------------|----------------|-------------|----------------|----------------|------------------|
| | | | | | Pressure Compensation Cap | Leakage Tester | Mouth Piece | Cleaning Brush | Biopsy Forceps | Grasping Forceps |
| | 34 cm | 1.5 mm | 3.5 mm | 27677 BB | 11025 E | 13242 XL | 13272 | 27651 AK | 11003 KA | 11003 KB |
| | 23 cm | 2.3 mm | 5.2 mm | 27677 RR | 11025 E | 13242 XL | 13272 | 27651 B | 11001 SL | 11002 SS |
| | 30 cm | – | 3.5 mm | 27677 RR | 11025 E | 13242 XL | – | – | – | – |
| | 27 cm | – | 2.5 mm | 27677 RR | 11025 E | 13242 XL | – | – | – | – |
| | 37 cm | – | 2.5 mm | 27677 RR | 11025 E | 13242 XL | – | – | – | – |

Accessories included:



27651 AK

Cleaning Brush, round, flexible, outer diameter 2 mm, for working channel diameter 1.2 – 1.8 mm, length 75 cm



27651 B

Cleaning Brush, flexible, for working channel diameter 1.8 – 2.6 mm, length 100 cm



11003 KA

Biopsy Forceps, flexible, double action jaws, oval, diameter 1 mm, length 60 cm

11001 SL

Biopsy Forceps, flexible, double action jaws, oval, 5 Fr., length 60 cm

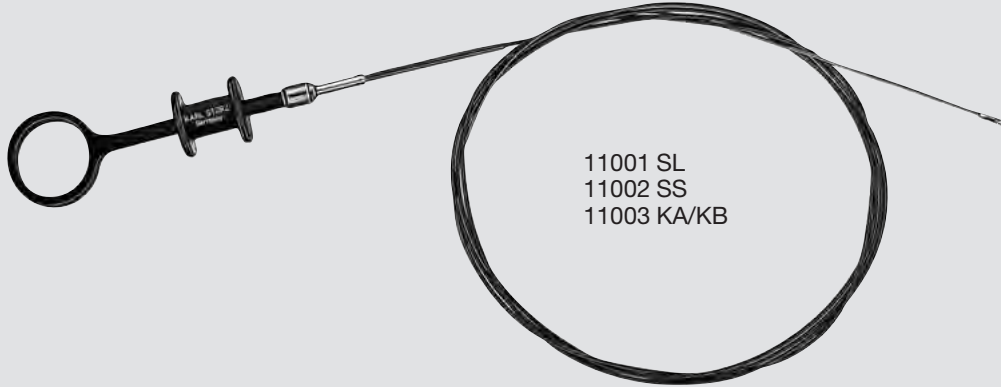
11003 KB

Grasping Forceps, flexible, double action jaws, diameter 1 mm, length 60 cm

11002 SS

Grasping Forceps, flexible, double action jaws, diameter 1.7 mm, length 60 cm

Additional Accessories for Laryngo-Fiberscopes



11001 SL
11002 SS
11003 KA/KB

Forceps, Grasping and Biopsy, flexible for Laryngo-Fiberscopes:

| Distal Tip | Order No. | Article Description | Diameter | Length |
|------------|-----------|--|----------|--------|
| | 11003 KA | Biopsy Forceps, double action jaws, oval | 1 mm | 60 cm |
| | 11001 SL | | 1.7 mm | 60 cm |
| | 11003 KB | Grasping Forceps, double action jaws | 1 mm | 60 cm |
| | 11002 SS | | 1.7 mm | 60 cm |



11025 E



13242 XL

13242 XL **Leakage Tester**, with bulb and manometer

11025 E **Pressure Compensation Cap**, for ventilation during gas sterilization

To freeze the moment



3-07

KARL STORZ Stroboscope PULSAR II ^{NEW}

With its high-performance LED, the stroboscope PULSAR II generates light for convenient stroboscopy. The frequency of the pulsating light can also be set to continuous light so that it can be used as a position light.

Convenient image documentation involves connecting a camera head to the respective telescope in conjunction with the KARL STORZ documentation system.

The system offers the following features and benefits:

- Compact unit and footswitch design
- Low energy consumption and no lamp change required thanks to cutting-edge LED technology
- No difference between strobe and continuous light in terms of brightness and color temperature
- Powerful flash even with thin and flexible endoscopes
- No noise generation
- Lightweight
- Text overlay on video image possible
- Display in musical notation



KARL STORZ Stroboscope PULSAR II ^{NEW}

System components included:

- **LED light source with integrated microphone:**
In a microphone integrated in the handle, the audio signal is recorded, amplified and analyzed to then synchronize the stroboscope with vocal fold vibration.
- **Contact microphone:**
Alternatively, the contact microphone can be used to perform the functions described above.
- **Footswitch:**
The footswitch controls phase synchronization in still image mode and slow motion function. It can also be used to control the optional documentation unit.

Additionally available system components

- **Camera Control Unit (CCU) and camera heads from KARL STORZ**
- **Documentation units from KARL STORZ**
- **Audio equipment for amplification or recording**
- **KARL STORZ monitors**

The system components described above feature these additional functions:

- **Automatic brightness control**
- **Text/data overlay to video image**



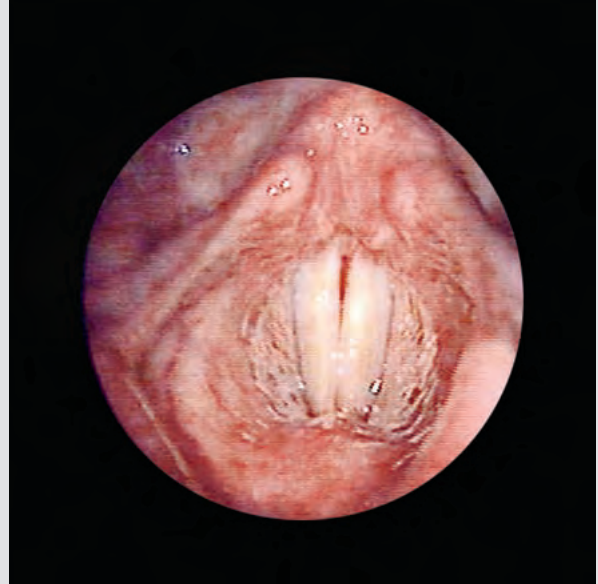
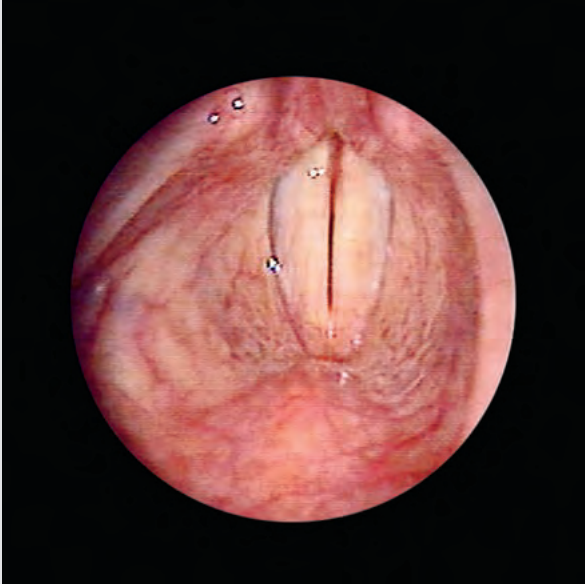
40 1601 01 PULSAR II Stroboscope Set,
power supply 100 – 240 V, 50/60 Hz
including:
Mains Cord
LED Stroboscopy Light Source
Footswitch
Contact Sound Microphone, with clip

Specifications:

| | | | |
|--------------------------|---------------------------|-----------------------|--------------|
| Power Supply | 100-240 V, 50/60 Hz | Slow motion frequency | 0.5 – 2.5 Hz |
| Dimensions w x h x d | 305 x 74 x 233 mm | Phase shift | 0 – 360° |
| Weight | 2.5 kg | Flash performance | 3.5 Ws |
| Certified to | IEC 601-1, CE acc. to MDD | Protection class | I |
| Power Input | 20 VA | Operating Temperature | 10° – 40° |
| Flash light energy level | 2.5 Ws (pulse energy) | Humidity | 5% – 95% |
| Triggerable frequency | 80 – 1400 Hz | Temperature | 20° – 60° |
| | | Classification | Ila |

Components/Spare Parts see chapter 16

Striking detail



With the sensationally handy μ -PULSAR, the smallest miniature stroboscopy unit in the world, KARL STORZ offers an “all-in-one” concept for laryngology.

“All-in-one” because, in addition to stroboscopy, it can also be used for documentation; the features of large, cumbersome stroboscopes are complemented by the mobile version; and it’s even considerably more cost-efficient.

Image documentation can normally be carried out by connecting a camera head to the respective telescope in conjunction with the KARL STORZ TELE PACK.

The system, which is based on state-of-the-art microsystem and semiconductor light source technology, can be connected directly to KARL STORZ laryngoscopes independent of the power supply. One of the most important advantages of the power system is therefore its mobility. The small, lightweight and compact KARL STORZ μ -PULSAR can easily be carried in a lab coat and breast pockets or stored in any drawer.

Quality/comfort:

- Simple, ergonomic use
- Lightweight (180 g)
- Powerful LED ensures outstanding brightness

Unrestricted mobility:

- Compact, small, lightweight and portable
- Simple charging system
- Device locks directly onto the endoscope’s light port

Operative efficiency:

- Considerably more cost-efficient to purchase than a larger system
- Low energy consumption
- No need to change lamp

Special Features:

- Easy to operate
- Very good image quality
- Noiseless
- Documentation possible
- Robust housing
- Ideal for consultation work
- Lightweight
- High light intensity
- No separate light source required
- No separate light cable required
- Rechargeable lithium-ion batteries free from memory effect
- All KARL STORZ loupe laryngoscopes can be used



40 1500 20

- 40 1500 01 **KARL STORZ μ -PULSAR**, for laryngeal stroboscopy including:
NEW **Leather Bag for μ -PULSAR**

HOPKINS® Telescopes

for Laryngo-Pharyngoscopy

Direction of View 90°



8700 DKA

8700 H



8700 DKA

Tele-Laryngo-Pharyngoscope, with integrated HOPKINS® lateral telescope 90°, diameter 5.8 mm, length 20 cm, **autoclavable**, fiber optic light transmission incorporated, color code: blue

8700 H

Handle, for use with Tele-Laryngoscope 8700 CP, 8700 CKA, 8705 CKA and 8700 DKA



8707 DA



8707 DA

Tele-Laryngo-Pharyngoscope, with integrated HOPKINS® lateral telescope 90°, 4x magnification focusing device, diameter 10 mm, length 15 cm, **autoclavable**, fiber optic light transmission incorporated, color code: blue

Please note: For instruments for indirect laryngoscopy see pages 349-352

HOPKINS® Telescopes


for Laryngo-Pharyngoscopy

Direction of view 70°



8700 CKA

8700 H




8700 CKA **BENJAMIN Tele-Laryngoscope**, with integrated HOPKINS® lateral telescope 70°, angle of view 50°, diameter 5.8 mm, length 19 cm, **autoclavable**, fiber optic light transmission incorporated, color code: yellow

8700 H **Handle**, for use with Tele-Laryngoscope 8700 CP, 8700 CKA, 8705 CKA and 8700 DKA



8705 CKA

8705 H



8705 CKA **BENJAMIN Slimline Tele-Laryngoscope**, with integrated HOPKINS® lateral telescope 70°, angle of view 50°, diameter 4 mm, length 18 cm, **autoclavable**, fiber optic light transmission incorporated, color code: yellow

8700 H **Handle**, for use with Tele-Laryngoscope 8700 CP, 8700 CKA, 8705 CKA and 8700 DKA



8706 CA



8706 CA **Strobo-Laryngoscope**, with integrated HOPKINS® lateral telescope 70°, oval sheath, 7.2 x 9.3 mm, working length 17 cm, **autoclavable**, fiber optic light transmission incorporated, color code: yellow

3-991

Please note: For instruments for indirect laryngoscopy see pages 349-352

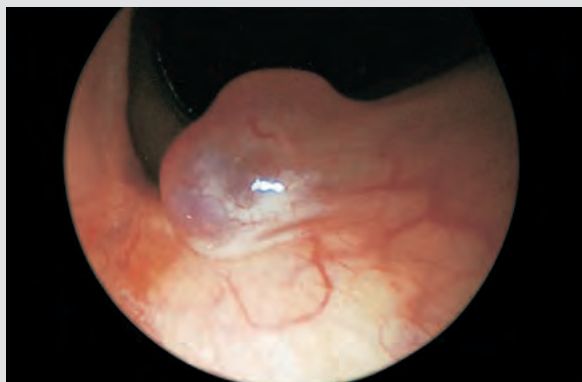
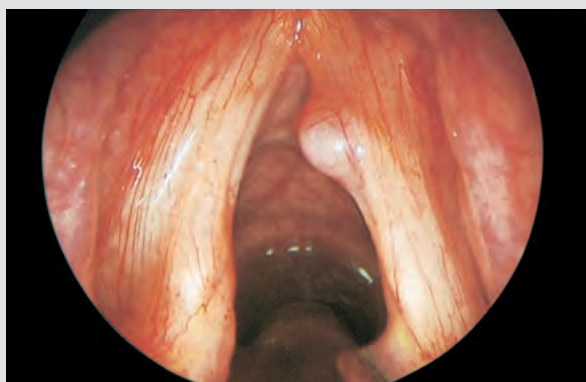
Rigid Endoscopy associated with Microlaryngeal Surgery (REMS)

Prof. ANDREA and Prof. DIAS

Endoscopic procedures in general, including techniques carried out in the office and microlaryngoscopy, only enable the observation of the larynx along a vertical axis. This imposes limitations on the diagnosis and physiopathological interpretation of diseases, as well as on treatment and follow-up. Research work on laryngeal microanatomy conducted by the authors reinforced the need to assess the larynx from different perspectives in order to improve the evaluation of pathological findings. This led to the systematic use of rigid endoscopes with different angles of vision (0°, 30°, and 70°) during endotracheal intubation. Rigid Endoscopy associated with Microlaryngeal Surgery (REMS) significantly enhances the ability to assess the larynx and offers high quality imaging, even of regions that are traditionally difficult to explore, such as the inferior surface and free

border of the vocal cords, the anterior commissure, the ventricles and the subglottis. Parameters considered important for the evaluation of premalignant and malignant lesions can be analyzed in greater detail, due to the multiperspective assessment offered by the excellent optical quality of the HOPKINS® II telescopes. REMS is also beneficial for the assessment of benign pathological indications of the vocal cords and for subsequent excision. REMS is easy to perform and, apart from the rigid telescopes which were specifically designed for this application, it requires no equipment other than that which is required for conventional laryngeal endoscopy.

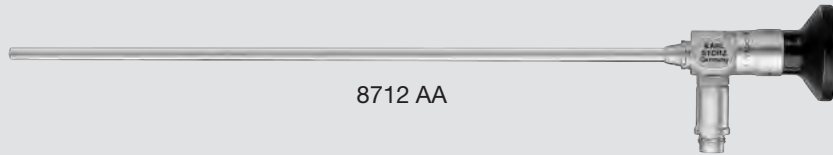
*Prof. M. ANDREA, M. D. and Prof. O. DIAS, M. D.,
Universidade de Lisboa, Serviço de Otorrinolaringologia,
Lisbon, Portugal*



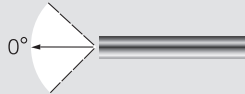
Multiperspective assessment of a vocal cord polyp using rigid endoscopes 8712 AA/BA/CA (0°, 30° and 70°). The diameter and length of these endoscopes allow observation of all regions of the larynx with regular endotracheal intubation.

HOPKINS® II Telescopes

for Rigid Endoscopy associated with Microlaryngeal Surgery (REMS),
Prof. ANDREA and Prof. DIAS



8712 AA



8712 AA

HOPKINS® II Straight Forward Telescope 0°,
enlarged view, diameter 5 mm, length 24 cm,
autoclavable, fiber optic light transmission
incorporated,
color code: green




8712 BA

HOPKINS® II Forward-Oblique Telescope 30°,
enlarged view, diameter 5 mm, length 24 cm,
autoclavable, fiber optic light transmission
incorporated,
color code: red

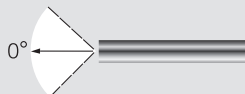


8712 CA

HOPKINS® II Lateral Telescope 70°,
enlarged view, diameter 5 mm, length 24 cm,
autoclavable, fiber optic light transmission
incorporated,
color code: yellow



8713 AA



8713 AA

HOPKINS® II Straight Forward Telescope 0°,
enlarged view, diameter 5 mm, length 29 cm,
autoclavable, fiber optic light transmission
incorporated,
color code: green



15006 B



15006 C



15006 D

Antifog Solution

- 15006 B "ULTRA STOP" Antifog Solution, 25 ml, pipette bottle
- 15006 C "ULTRA STOP" Antifog Solution, 30 ml, sterile, pierce bottle
- 15006 D "ULTRA STOP" Antifog Solution, 15 ml, atomizer bottle



Fiber Optic Light Cables

- 495 NL **Fiber Optic Light Cable**, diameter 3.5 mm, length 180 cm
- 495 NA **Same**, length 230 cm

Fluid Light Cables

- 495 FO **Fluid Light Cable**, diameter 3 mm, length 180 cm
- 495 FP **Same**, length 250 cm

Trays for telescopes see catalog HYGINENE

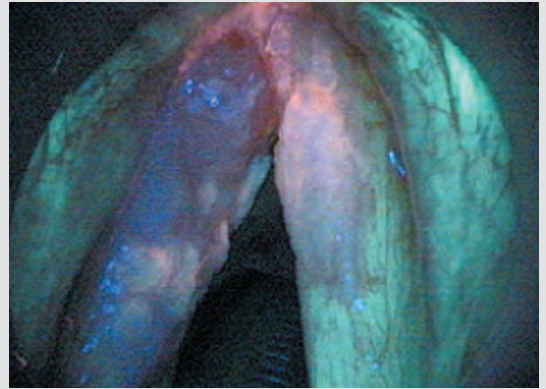
White Light Endoscopy (Microlaryngoscopy) vs. Autofluorescence

Diagnosis:

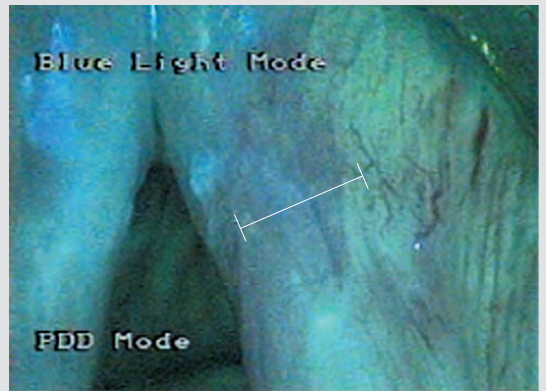
White Light



Autofluorescence



Keratinizing squamous cell carcinoma on the left, with moderately dysplastic ramifications towards the right vocal cord



Focal squamous epithelium dysplasia of moderate degree (concomitant with epidermization and focal leucoplasia) only visible in the autofluorescence image by way of of the fluorescence reduction in the marked area (2 patients)

11-03

HAVAS Operating Laryngoscope ^{NEW}

The HAVAS video laryngoscope from KARL STORZ is a significant step forward in endoscopic laryngeal surgery.

The HAVAS operating laryngoscope comprises the following components:

- Video laryngoscope
- Integrated light carrier/telescope holder
- Telescopic sheath protector

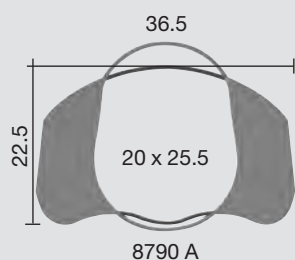
The laryngoscope enables an optimal visualization of the supraglottic and glottic airway. Furthermore, the angulation of the tip provides a view of areas that are difficult to see such as the anterior commissure and the anterior part of the laryngeal ventricles.

The cut-out lateral ports at the proximal end of the laryngoscope enables the introduction of standard instruments or the new malleable HAVAS **LaryngoFIT**® instruments for microsurgery. This facilitates endoscopic bimanual surgery using a monitor rather than an operating microscope.

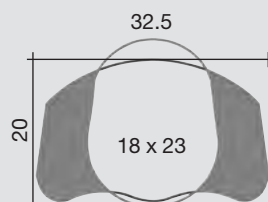
T. HAVAS

MB. BS (SYD), MD. (UNSW) FRCSE FRACS FACS
A/Professor Conjoint UNSW
Suite 506, 1 Newland Street
Bondi Junction, NSW, Australia

Dimensions in mm:
proximal and distal



8790 A



8790 B



8790 A/B

- | | |
|--------|--|
| 8790 A | HAVAS Operating Laryngoscope , with extra light handle, large model, length 17 cm, with connector for Light Carrier 497 HC |
| 8790 B | HAVAS Operating Laryngoscope , with extra light handle, medium model, length 17 cm, with connector for Light Carrier 497 HC |


HAVAS Operating Laryngoscope ^{NEW}

Accessories

The combination of a light carrier with integrated telescope holder facilitates the introduction of the laryngoscope with excellent illumination. The telescopic sheath protector enables the introduction of any 4 mm standard telescope (0/30/45/70/90/120°). The telescope is inserted in the sheath and then anchored in the integrated light source/telescope holder. This enables detailed endo-

scopic examination of all parts of the larynx, such as the laryngeal ventricles or the anterior commissure.


*T. HAVAS
MB. BS (SYD), MD. (UNSW) FRCSE FRACS FACS
A/Professor Conjoint UNSW
Suite 506, 1 Newland Street
Bondi Junction, NSW, Australia*



497 HC

497 HC

HAVAS **Light Carrier**, with integrated telescope channel diameter 5 mm, for proximal illumination, for use with Laryngoscope 8790 A/B



497 HCS

497 HCS

Telescope Protective Sheath, outer diameter 5 mm, length 20 cm, for use of Light Carrier 497 HC with Telescopes 7230 AA, BA, CA, DA, EA, FA

HAVAS LaryngoFIT® Instruments ^{NEW}

Accessories

Special Features:

- Malleable distal end enables adjustment of the working end according to individual needs
- Can be completely dismantled
- Well-balanced handle with ergonomic design
- Inserts can be locked into three different positions
- Easy and efficient cleaning by means of a LUER connector

Working Attachment

for use with
Metal Handle

Working Length 25 cm



LaryngoFIT® HAVAS Forceps, malleable

| | | |
|--|----------|-----------------------------------|
| | 8791 AZ | round cupped jaws, 2 mm, straight |
| | 8793 AZ | serrated, straight |
| | 8793 GHZ | serrated, triangular, straight |

LaryngoFIT® HAVAS Scissors, malleable

| | | |
|--|---------|----------|
| | 8794 AZ | straight |
|--|---------|----------|

550000

Please note:

Metal Handle 550000 is **not** included in delivery. Please order separately.

Advantages of video-laryngoscopes compared to operation microscopes:

- Greater depth focus
- No need to adjust focus
- The laryngoscope spatula does not restrict the field of vision
- The wide angle of view of the HOPKINS® telescope provides a larger overview behind the distal end of the laryngoscope
- No surgical microscope is required
- The magnified image can be observed from the ideal distance
- Better access to the anterior commissure
- No operation fatigue
- Simplifies the work of the assistant
- Images can be documented immediately
- Ideal for training purposes



Advantages:

With this method the binocular operation microscope is replaced by the KARL STORZ video system. This system guarantees excellent conditions for:

- operating
- documentation
- teaching of microlaryngological operation techniques

When connected to a video printer, this system enables high quality instant printouts to be made as a source of information for:

- physician referral
- radiologists
- oncologists



Microscope



Microscope



Video-Laryngoscope



Video-Laryngoscope

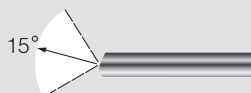
For Video Documentation Systems and Light Sources see catalog TELEPRESENCE

KANTOR-BERCI Video-Laryngoscopes

Model IV



8575 AV



8575 AV

HOPKINS® Straight Forward Telescope 15°, diameter 4 mm, length 17 cm, **autoclavable**, 45° angled eyepiece, fiber optic light transmission incorporated, color code: green

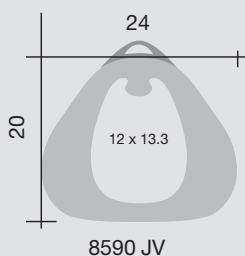


8590 JV



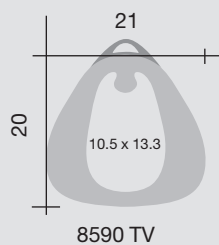
8590 TV

Full size illustration:
inner diameter in mm
proximal and distal



8590 JV

KANTOR-BERCI Video-Laryngoscope, model IV, for adults, length 18 cm, enlarged proximal opening, curved distal tip especially designed to elevate the epiglottis and for optimal placement of the anterior commissure, flattened surface of the blade prevents damage to teeth, telescope guide tube integrated inside the lumen, with adaptor for HOPKINS® Telescope 8575 AV, for use with distal Fiber Optic Light Carrier 8590 GF or proximal Light Clip 497 AC, Vapor Suction Tube 8590 M and Laryngoscope Holder 8575 K or 8575 KC



8590 TV


Same, for adolescents and adults, length 17 cm, for use with proximal Light Clip 497 AC and Laryngoscope Holder 8575 K or 8575 KC

Accessories for KANTOR-BERCI Video-Laryngoscopes see page 584





For use with KANTOR/BERCI Video-Laryngoscopes, Model IV


Special feature of the miniature forceps with cupped jaws and scissors:

- Distal end with 10° upwards curve provides better access to anterior commissure








8591 BV

| | | |
|---|---------|--|
|  | 8591 AV | KLEINSASSER Spoon Forceps , 2 mm, straight, sheath conically reinforced from distal to proximal end, distal end curved upwards 10°, with cleaning connector, working length 23 cm |
|  | 8591 BV | Same , curved upwards 45° |
|  | 8591 CV | Same , curved to right |
|  | 8591 DV | Same , curved to left |




8594 CV

| | | |
|---|---------|---|
|  | 8594 AV | KLEINSASSER Scissors , straight, sheath conically reinforced from distal to proximal end, distal end curved upwards 10°, with cleaning connector, working length 23 cm |
|  | 8594 BV | Same , curved upwards 45° |
|  | 8594 CV | Same , curved to right |
|  | 8594 DV | Same , curved to left |



8602 KV
8603 KV

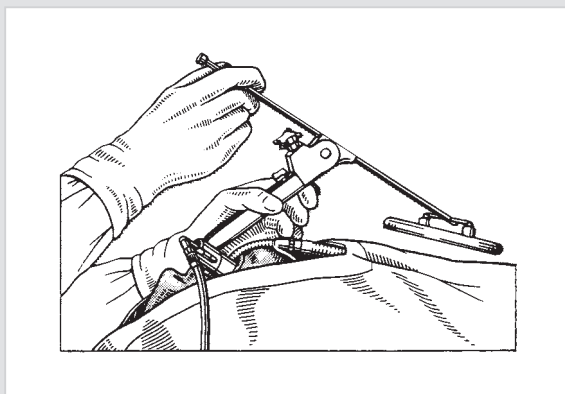
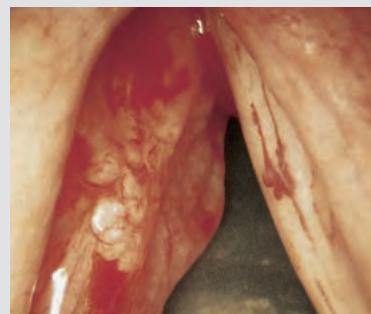
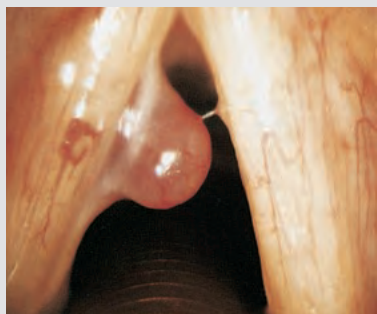
| | | |
|---|---------|---|
|  | 8602 KV | KLEINSASSER Suction Tube , ball end, curved upwards, outer diameter 2 mm, working length 23 cm |
| | 8603 KV | Same , outer diameter 3 mm |

Original KLEINSASSER Operating Laryngoscopes

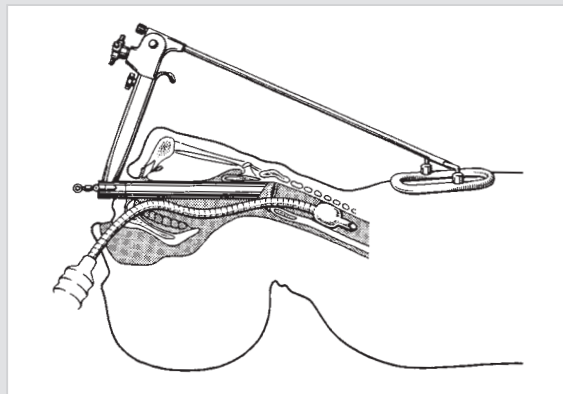
A complete set of laryngoscopes for adults and children are available. These laryngoscopes allow an excellent view of the laryngeal area, even under difficult anatomical conditions, such as limited oral aperture and short, thick, stiff necks. Uniform pressure distribution with reduced danger of tooth damage is provided by the flat support area of the laryngoscope against the teeth. A tooth guard to help protect the teeth and gums is also available. The laryngoscopes have smooth surfaces and are easy to clean and sterilize.

The specially designed laryngoscope holder and chest support can be placed directly against the thorax without affecting respiration. Special tables and support devices are not required with this chest support.

Precision, small diameter grasping and cutting instruments are available. These instruments have a thin, but very rigid sheath which allows excellent control during surgery within the laryngeal area.



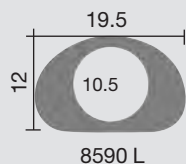
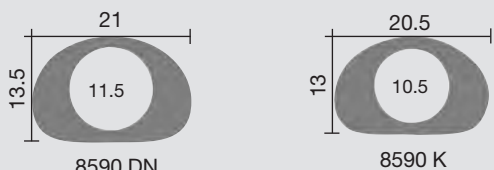
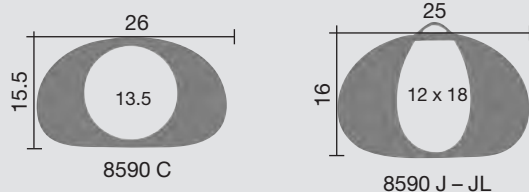
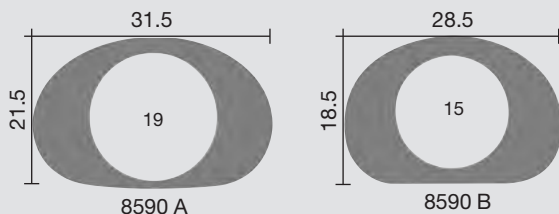
Placement of the chest support after introduction of the laryngoscope.



Final adjustment of the laryngoscope before the beginning of microlaryngoscopy.

Original KLEINSASSER Operating Laryngoscopes

Full size illustration:
inner diameter in mm proximal and distal



8590 A - L 8590 GF - HF

8590 A **KLEINSASSER Operating Laryngoscope**,
for adults, extra large, length 17 cm

8590 B **Same**, large

8590 C **Same**, medium (most commonly
used model)

8590 DN **Same**, small, length 18 cm
(for particularly difficult
anatomical circumstances)

8590 J **Same**, medium, length 18 cm
(for anterior commissure)

8590 JL **Same**, medium, length 22 cm
(for especially long neck)

8590 K **Same**, for children, small,
length 15 cm

8590 L **Same**, for infants, small,
length 13 cm

497 AC **Clip**, for proximal illumination

8590 GF **Fiber Optic Light Carrier**, for distal
illumination, working length 14 cm, for
use with Laryngoscopes 8590 A - JL

8590 HF **Fiber Optic Light Carrier**, for distal
illumination, working length 7.5 cm,
for use with Laryngoscopes 8590 K - L


8590 KC **Injection Cannula**, for positive pressure
assisted ventilation, working length 8.5 cm,
for use with Laryngoscopes 8590 A - L

8590 M **Suction Tube to remove vapor**,
for LASER treatment, diameter 3 mm,
working length 12.5 cm, for use with
Laryngoscopes 8590 A - JL

8590 N **Suction Tube, to remove vapor**,
for LASER treatment, diameter 3 mm,
working length 9 cm, for use with
Laryngoscopes 8590 K - L



497 AC



8590 GF - HF



8590 KC



8590 M - N


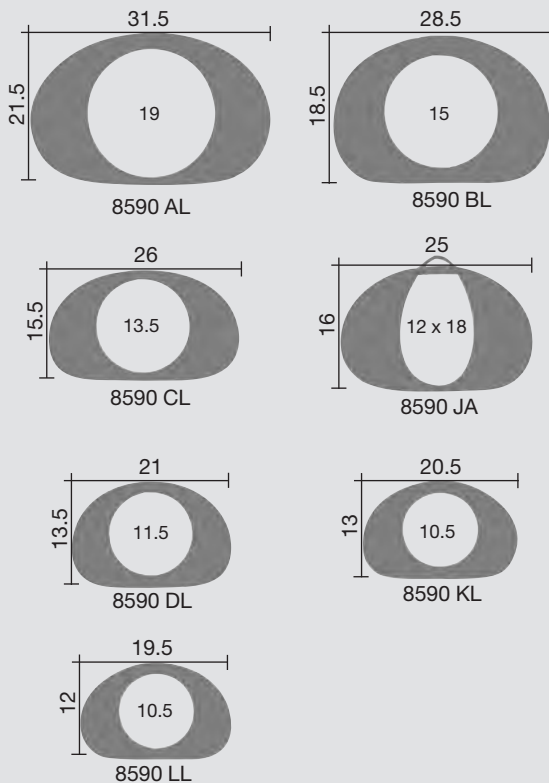
KLEINSASSER Operating Laryngoscopes

modified by RUDERT



Special Features:

- Proven conical KLEINSASSER design
- Modified by RUDERT with right and left lateral outer channels used for smoke evacuation and/or for fiber optic light carrier
- Full lumen working capacity, unobstructed view, operating instruments cannot get caught

Full size illustration:
inner diameter in mm proximal and distal



- 8590 AL **KLEINSASSER Laryngoscope**, extra large, modified by RUDERT for CO₂ LASER surgery, for adults, with lateral outer channels for suction tube to remove vapor and/or for fiber optic light carrier, length 17 cm
- 8590 BL **Same**, large
- 8590 CL **Same**, medium
- 8590 DL **Same**, small, length 18 cm
- 8590 JA **Same**, medium, length 18 cm, for anterior commissure
- 8590 KL **Same**, for children, length 15 cm
- 8590 LL **Same**, for infants, length 13 cm
- 8574 JH **Fiber Optic Light Carrier**, for distal illumination, length 12 cm, for use with Laryngoscopes 8574 J/JP and 8590 LL
- 8574 LF **Same**, length 16 cm, for use with Laryngoscopes 8590 AL/BL/CL/DL/JA and 8589 B/C
- 8574 LG **Same**, length 14 cm, for use with Laryngoscope 8590 KL
- 8574 JK **Suction Tube, to remove vapor**, for LASER treatment, length 12 cm, for use with Laryngoscopes 8574 J/JP and 8590 LL
- 8574 LM **Same**, length 16 cm, for use with Laryngoscopes 8590 AL/BL/CL/DL/JA and 8589 B/C
- 8574 LN **Same**, length 14 cm, for use with Laryngoscope 8590 KL



Triangle Anterior Commissure Laryngoscopes

Most laryngoscopes have a round or oval distal opening, which is not optimally suited to the triangular shaped glottis (Fig. 1, left). It is therefore frequently not possible to focus on the anterior commissure with these laryngoscopes. The so-called "anterior commissure tubes" with upturned distal end shift the larynx and thus the anterior third of the glottis forwards out of the field of view. In addition to this, the curve of the tube end impedes the view of the anterior commissure (Fig. 2).

Taking up the idea of Vaughan, we developed a laryngoscope for examining the anterior commissure. Its

distal end is not upturned, but is shaped like the ridge of a roof. The triangular shape means that the distal opening exactly fits into the similarly triangular shape of the glottis (Fig. 1, right). The laryngoscope offers a good view of the glottis from the anterior commissure right to the arytenoid region.

The laryngoscope is available in 2 sizes. The smaller one is the universal tube. The larger one is suitable for large larynxes in adults with edentulous upper jaws.

*Prof. emer. H. RUDERT, M. D.,
Universitätsklinik Kiel, Germany*

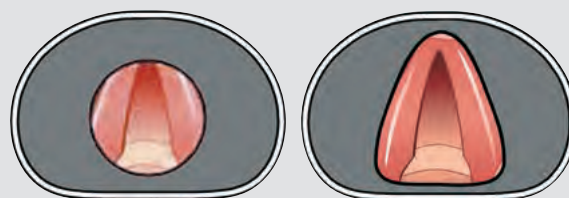
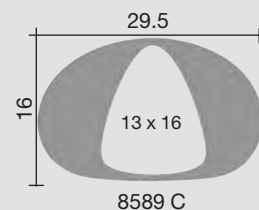
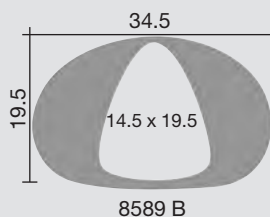


Fig. 1. Focus of distal laryngoscope on the glottis: the oval or round laryngoscope (left), our triangular shaped laryngoscope for the anterior commissure (right).



Fig. 2. The upturned distal end of the so-called "anterior commissure tube" impedes the view of the anterior commissure.



8589 B RUDERT **Anterior Commissure Laryngoscope**, large, triangular spatula-shaped, with lateral outer channels for Fiber Optic Light Carrier 8574 LF or Suction Tube to remove vapor 8574 LM, length 17 cm, (version with wide lumen for special cases)

8589 C **Same**, medium, universal size, (most commonly used model)

8574 LF **Fiber Optic Light Carrier**, for distal illumination, length 16 cm, for use with Laryngoscopes 8590 AL/BL/C/CL/DL/JA and 8589 B/C

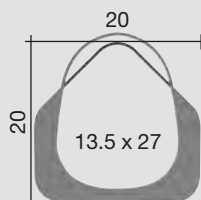
8574 LM **Suction Tube to remove vapor**, for LASER treatment, length 16 cm, for use with Laryngoscopes 8590 AL/BL/CL/DL/JA and 8589 B/C

DEDO Operating Laryngoscope ^{NEW}

Special Features:


- The DEDO laryngoscope enables a view of the glottis from the anterior commissure right to the arytenoid region.
- Thin tube diameter allows universal use in adults.
- The distal end of the laryngoscope is shaped like a rounded "V" for optimal visualization.
- Proximal design provides an excellent view of the anterior commissure.
- Comfortable handle design and low overall weight enables convenient handling.

Dimensions in mm:
proximal and distal




8890 A

8890 A DEDO Operating Laryngoscope,
with extra light handle, length 18 cm



8574 LG

Fiber Optic Light Carrier, for distal illumination, length 14 cm, for use with Laryngoscope 8890 A



8574 LN

Suction Tube to remove vapor, length 14 cm, for use with Laryngoscope 8890 A

STEINER Distending Operating Laryngoscopes

for Transoral LASER Microsurgery

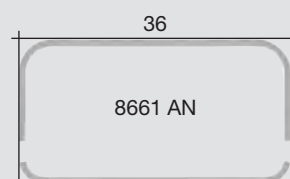


8661 AN

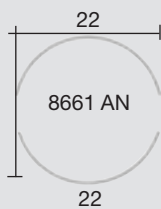
Rear view

Outer dimensions in mm:
proximal

distal



8661 AN



8661 AN

8661 AN

Width of valves: max. 35,
min. 19

Width of valves: max. 50,
min. 19

8575 K

STEINER Distending Operating

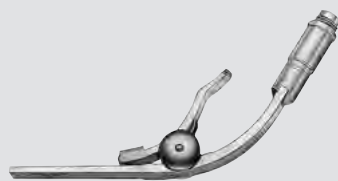
Laryngoscope, for adults, lightweight construction, with antireflex coating for LASER treatment, channel removing vapor integrated in handle and blade, length 18 cm, for use with Clip, for proximal illumination 497 AC and Laryngoscope Holder 8575 K/KC

Laryngoscope Holder and Chest

Support, GÖTTINGEN model, with adjustment wheel including:

Support Rod, movable, with metal ring, diameter 9 cm, length 34 cm

Clip, for proximal illumination



497 AC

497 AC

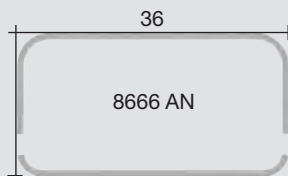
Components/Spare Parts see chapter 16

STEINER Distending Operating Laryngoscope and Oropharyngoscope

for Transoral LASER Microsurgery



Outer dimensions in mm:
proximal



Width of valves: max. 30,
min. 19

distal



Width of valves: max. 43,
min. 21

8666 AN

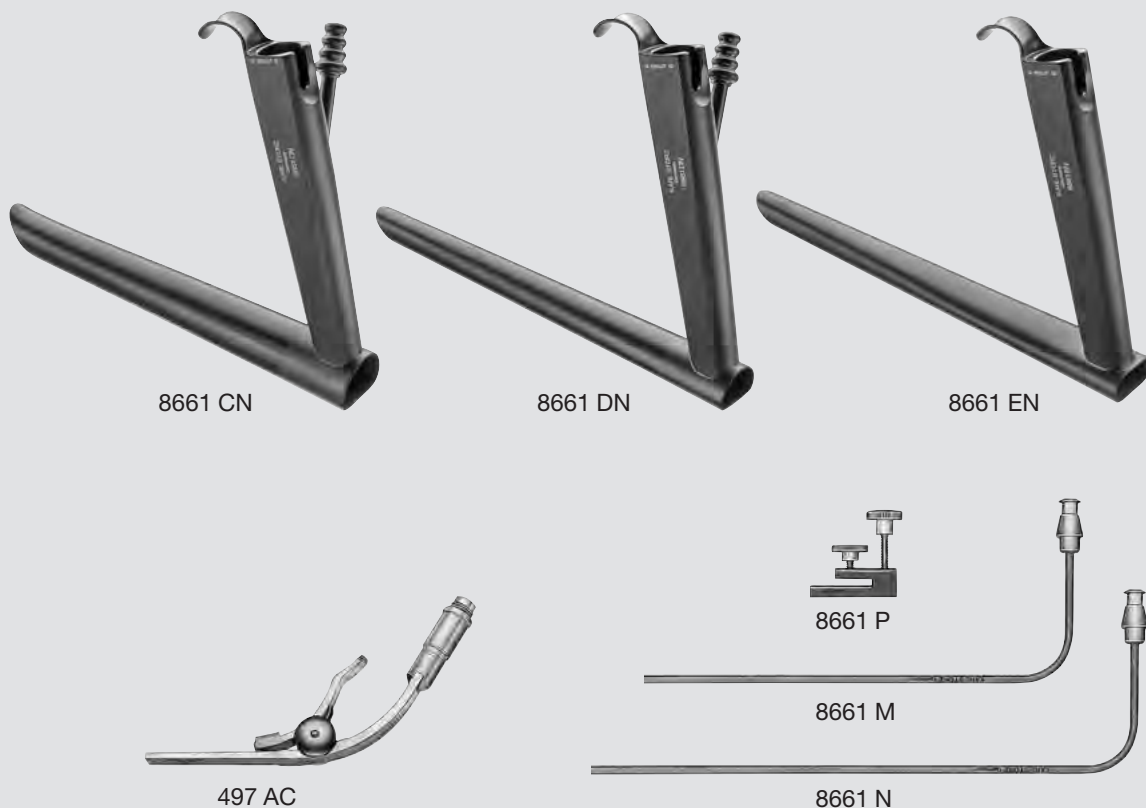
8666 DN

STEINER Distending Operating Laryngoscope, for adults, lightweight construction, with antireflex coating for LASER treatment, with right and left side wings to prevent the tongue/soft tissue from obstructing the lumen, channel removing vapor integrated in handle and blade, length 18 cm, for use with Clip, for proximal illumination 497 AC and Laryngoscope Holder 8575 K/KC

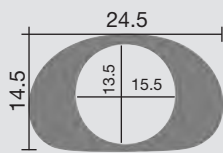
STEINER Distending Operating Oropharyngoscope, for adults, lightweight construction, with antireflex coating for LASER treatment, with right and left side wings to prevent the tongue/soft tissue from obstructing the lumen, channel removing vapor integrated in handle and blade, length 14 cm, for use with Clip, for proximal illumination 497 AC and Laryngoscope Holder 8575 K/KC

STEINER Operating Laryngoscopes

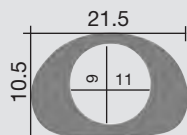
for Transoral LASER Microsurgery
with integrated channel to remove vapor



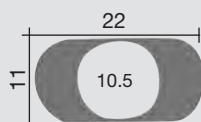
Full size illustration:
inner diameter in mm
proximal and distal



8661 CN



8661 DN



8661 EN

8661 CN

STEINER Operating Laryngoscope, medium-large, for adults, with antiflex coating for LASER treatment, with integrated channel to remove vapor, outer diameter proximal 26 x 18 mm, length 18 cm

8661 DN

STEINER Operating Laryngoscope, small, for adults with difficult anatomical circumstances and for children, with antiflex coating for LASER treatment, with integrated channel to remove vapor, outer diameter proximal 23 x 15 mm, length 19 cm

8661 EN

STEINER Operating Laryngoscope, extra small size, for difficult anatomical circumstances, with antiflex coating for LASER treatment, flat, outer diameter proximal 24 x 13 mm, length 20 cm, for use with Suction Tube 8661 M/N

8661 M

Suction Tube to remove vapor, for LASER treatment, outer diameter 3 mm, working length 16 cm, for use with operating laryngoscopes and Adaptor 8661 P

8661 N

Same, working length 20 cm

8661 P

Adaptor, for Suction Tube 8661 M/N, attachable to the laryngoscope's proximal end, allows continuous adjustment of the suction tube within the laryngoscope

497 AC

Clip, for proximal illumination

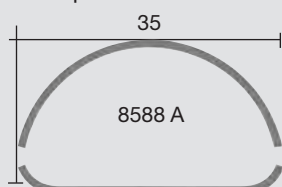
WEERDA Distending Operating Laryngoscopes

Special Features:

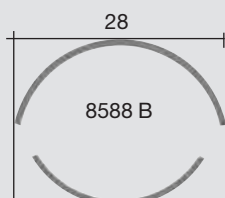
- Two adjustment screws enable maximal distending and exact adaptation to every anatomy, providing excellent viewing conditions. Lateral adjustment screw allows the lumen to be expanded by 38 – 30 mm. Front adjustment screw enables maximal distal distending of the lower spatula blade.
- Small dimensions of laryngoscope when spatula are closed ease introduction
- Wide lateral slots provide largest possible working area for micro surgical instruments
- Use of additional suction tubes to remove vapor during laser surgery ensures that overview is not obstructed.



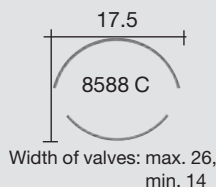
Outer dimensions in mm:
proximal



Width of valves: max. 30,
min. 18

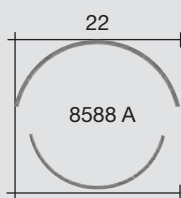


Width of valves: max. 35,
min. 23

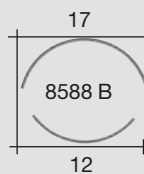


Width of valves: max. 26,
min. 14

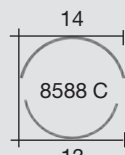
distal



Width of valves: max. 65,
min. 15



Width of valves: max. 57,
min. 10



Width of valves: max. 47,
min. 11.5

- 8588 A **WEERDA Distending Operating Laryngoscope**, large, for adults, length 18 cm
- 8588 B **Same**, for adolescents and adults
- 8588 C **WEERDA Distending Operating Laryngoscope**, for children, length 13.5 cm
- 8588 GF **Fiber Optic Light Carrier**, for use with Laryngoscopes 8588 A/B
- 8588 GP **Same**, for use with Laryngoscopes 8588 C
- 8588 K **Injection Cannula**, for positive pressure assisted ventilation, for use with 8588 A/B/BV
- 8588 M **Suction Tube to remove vapor**, for LASER treatment, for use with Laryngoscopes 8588 A/B/BV
- 8588 MP **Same**, for use with Laryngoscope 8588 C

WEERDA Distending Video Operating Laryngoscope

Transoral partial laryngectomy and pharyngectomy using the WEERDA distending video-laryngoscope


With conventional microlaryngeal surgery, because surgical procedures are performed through a narrow laryngoscope under the guidance of a surgical microscope, the visual field is limited and working space is narrow. In addition, the visual field is often blocked when two hands are used. These disadvantages have limited its indications.

In order to resolve these issues, we have been performing surgery using KARL STORZ's WEERDA distending video laryngoscope (conventional WEERDA distending laryngoscope and HOPKINS® telescope) and the Endovision® TELECAM SL/IPM camera system to achieve a larger visual field and sufficient working space.

Characteristics of the WEERDA distending video-laryngoscope

With the present system, because the laryngeal/hypopharyngeal region can be widely opened, a sufficient working space and a wide visual field can be achieved. As a result, surgical procedures that used to require tracheostomy or external cervical incision can now be performed transorally. Supraglottic laryngectomy and partial hypopharyngectomy can be performed with less invasiveness. In addition to such surgical procedures for laryngeal and hypopharyngeal cancers, the present system is useful for various procedures in the laryngeal, hypopharyngeal and lingual root regions. Hence, it is a powerful tool to make surgery in these regions less invasive.

*A. SHIOTANI, M. D.,
Professor and Chairman,
Department of Otolaryngology-Head and Neck Surgery,
National Defense Medical College,
Saitama, Japan*



8588 BV WEERDA **Distending Video Operating Laryngoscope**, for adolescents and adults, for operation under video control, with channel and holder for Telescope 8575 AV, length 17 cm, for use with Fiber Optic Light Carrier 8590 GF, Suction Tube to remove vapor 8588 M, Injection Cannula 8588 K and Laryngoscope Holder and Chest Support 8575 K

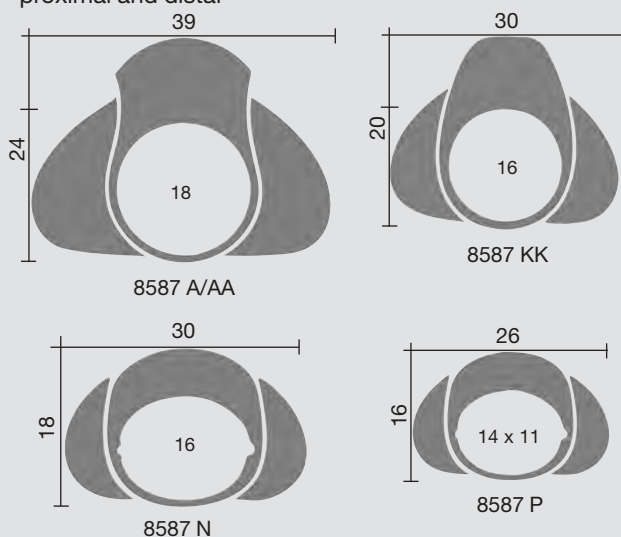
8575 AV **HOPKINS® Straight Forward Telescope 15°**, diameter 4 mm, length 17 cm, **autoclavable**, 45° angled eyepiece, fiber optic light transmission incorporated, color code: green

Original LINDHOLM and BENJAMIN-LINDHOLM Operating Laryngoscopes

Special Features:

- Unique design particularly suitable for laryngeal surgery
- Panoramic overview of the laryngopharynx
- Exceptional view of the epiglottis, arytenoids, posterior commissure, pyriform sinuses and cricoid region
- Excellent inspection of areas mentioned above with operation microscope

Full size illustration:
inner diameter in mm
proximal and distal



8587 A

LINDHOLM Operating Laryngoscope, large, for adults, inner proximal end 39 x 24 mm, distal end width 18 mm, length 15 cm



8587 AA
8587 KK

Same, length 17 cm

Same, for children, inner proximal end 30 x 20 mm, distal end width 16 mm, length 11 cm




8587 N

BENJAMIN-LINDHOLM Operating Laryngoscope, for children, inner proximal end 30 x 18 mm, distal end width 20 mm, length 11.5 cm



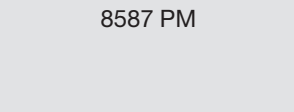
8587 P

BENJAMIN-LINDHOLM Operating Laryngoscope, for newborn babies and infants, inner diameter proximal end 26 x 16 mm, distal end 14 x 11 mm, length 9.5 cm



8587 GF

Fiber Optic Light Carrier, for distal illumination, length 7.5 cm, for use with Laryngoscopes 8587 A/AA/KK



8587 PF

Same, length 6.5 cm, for use with Laryngoscopes 8587 N/P



8587 K

Injection Cannula, for positive pressure assisted ventilation, length 8.5 cm, for use with Laryngoscopes 8587 A/AA/KK



8587 M

Suction Tube to remove vapor, for LASER treatment, length 8.5 cm, for use with Laryngoscopes 8587 A/AA

8587 MK

Same, length 7 cm, for use with Laryngoscope 8587 KK

8587 PM

Same, length 6.5 cm, for use with Laryngoscope 8587 N/P

Original BENJAMIN and BENJAMIN-PARSONS Slimline Operating Laryngoscopes and Subglottoscopes

Special Features:

- Appropriate for patients whose larynx is difficult to inspect
- For micro surgery and LASER surgery
- Light clip for proximal illumination
- Quickly and easily attachable to the laryngoscope



8574 SL

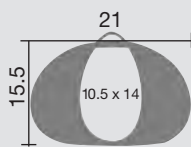


8574 SLS

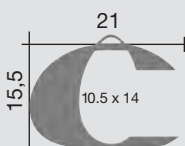


8574 SSL

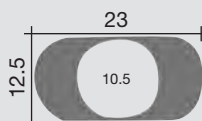
Full size illustration:
inner diameter in mm proximal and distal



8574 SL



8574 SLS

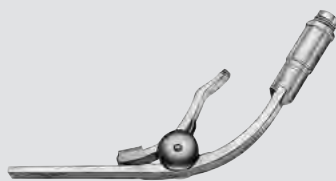


8574 SSL

8574 SL **BENJAMIN Slimline Operating Laryngoscope and Subglottoscope**, for adults, slender, length 17 cm, for use with Clip 497 AC


8574 SLS **BENJAMIN-PARSONS Slimline Operating Laryngoscope and Subglottoscope**, for adults, slender, right-hand side slotted for the introduction of bronchoscopes and tracheal tubes, length 17 cm, for use with Clip 497 AC

8574 SSL **BENJAMIN-PARSONS Super-Slimline Operating Laryngoscope and Subglottoscope**, for adults, extra slender, flat model, for particularly difficult anatomical circumstances, length 17 cm, for use with Clip 497 AC



497 AC

497 AC **Clip**, for proximal illumination



8574 GY - GZ

8574 GY **BENJAMIN Injection Cannula**, for positive pressure assisted ventilation, malleable, diameter 2 mm, working length 13.5 cm

8574 GZ **Same**, diameter 3 mm

Original PARSONS Adult Operating Laryngoscopes

Special Features:

- Wide proximal end – highly suitable for binocular inspection
- Superior surface of size 4 and 5 is rough to prevent tongue from sliding into the lumen.
- Easy use of instruments
- Maximum illumination of operation area



8576 AA

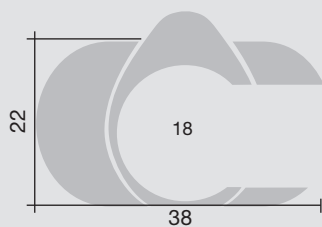


8576 A

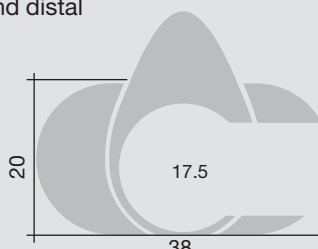


8576 B

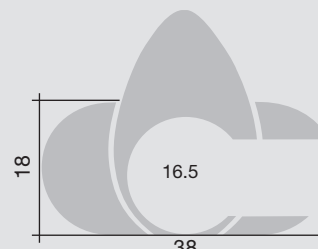
Full size illustration:
inner diameter in mm proximal and distal



8576 AA

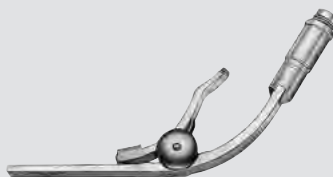


8576 A



8576 B

- 8576 AA **PARSONS Operating Laryngoscope**, size 6, for adults, large, for anterior commissure, wide proximal opening suitable for binocular viewing, right-hand side slotted for introduction of broncho-oesophagoscopes and operating instruments, left-hand side with insufflation channel for oxygen supply, anesthetic gas or for jet ventilation, length 18 cm, for use with Clip 497 AC for proximal illumination
- 8576 A **Same**, size 5, for adolescents and adults, medium-large, length 16.5 cm
- 8576 B **Same**, size 4, for children up to age 12, medium, length 14.5 cm



497 AC

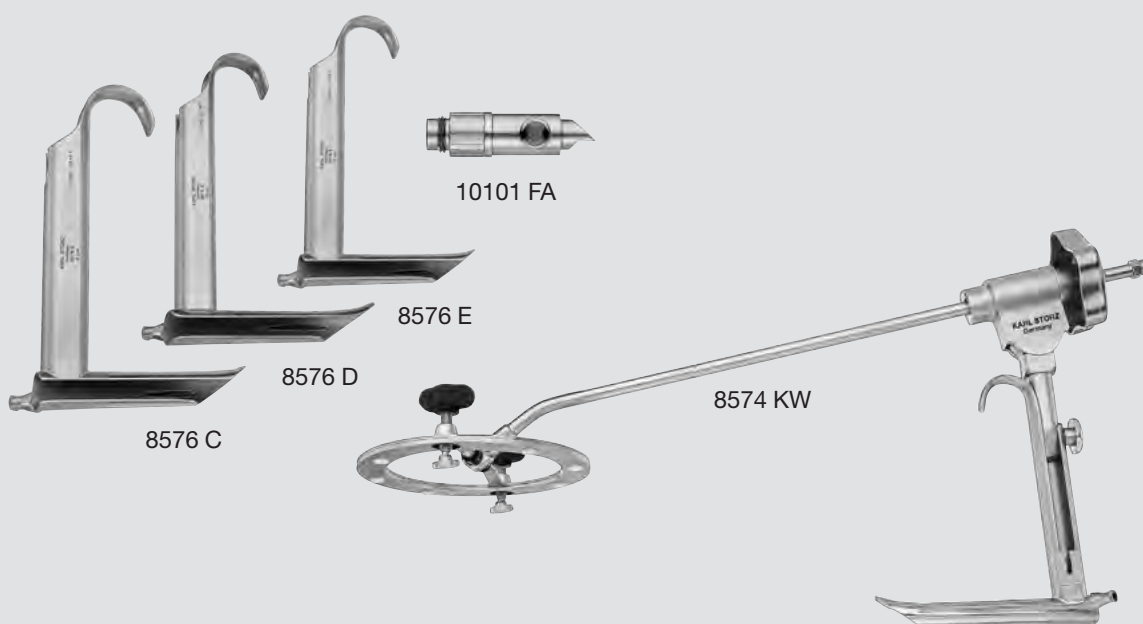
- 497 AC **Clip**, for proximal illumination

Original PARSONS Pediatric Laryngoscopes

with Proximal Illumination

Special Features:

- Enlarged proximal end enables binocular viewing
- Lateral insufflation channel for anesthetic gas and oxygen supply
- Also appropriate for jet ventilation
- Wide lateral slit allows introduction of bronchoscopes and esophagoscopes and enlarges the lumen of the laryngoscope for better binocular inspection
- Flat anterior tip enables better positioning in the anterior commissure or vallecula. Simultaneous use of a telescope enables excellent panoramic view
- Superior surface is rough to prevent tongue from sliding into the lumen, thereby ensuring an unobstructed view of supraglottic structures
- Complete set in 3 sizes for premature babies, newborn babies and infants up to 4 years old



8576 C PARSONS Laryngoscope, size 3, for toddlers, flat distal end for anterior commissure, wide proximal opening enable binocular viewing, right-hand side slotted for introduction of broncho-oesophagoscopes and operating instruments, left-hand side with insufflation channel for oxygen supply, anesthetic gas or jet ventilation, for use with Prismatic Light Deflector 10101 FA/JA/JUA and Laryngoscope Holder 8574 KT/KW, length 11 cm

8576 D Same, size 2, for neonates, length 9 cm

8576 E Same, size 1, for premature infants, length 8 cm

10101 FA

Prismatic Light Deflector, autoclavable, with connection to fiber optic light cable (not to be used with 8574 K/KB/KT/KW)

8574 KW

BENJAMIN-PARSONS Laryngoscope Holder and Chest Support, GÖTTINGEN model, with adjustment wheel including:

BENJAMIN-PARSONS Support Rod, movable, with metal ring, diameter 12 cm and 2 lateral set screws, length 34 cm

Pediatric Laryngoscopes 8574 B – G and 8576 C – E are for use with the Laryngoscope Holders 8574 KT/KW only.

Components/Spare Parts see chapter 16

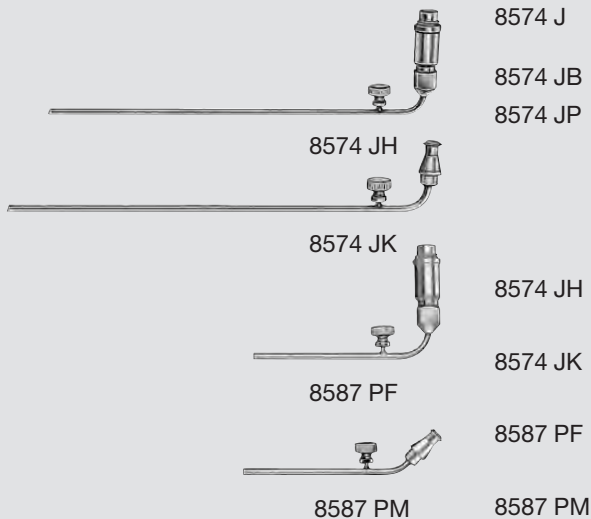
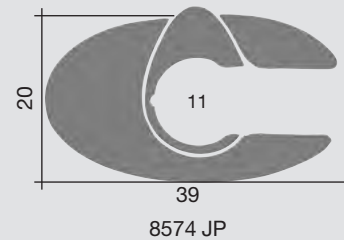
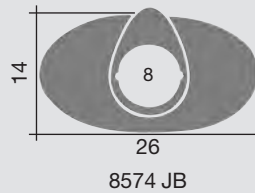
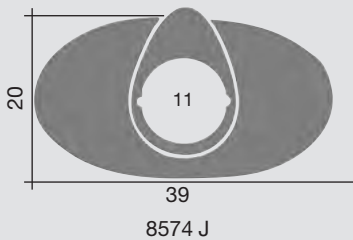
Original BENJAMIN and BENJAMIN-PARSONS Pediatric Operating Laryngoscope

Special Features:

- Wide proximal end for binocular inspection
- Easy use of instruments due to large access
- Safe use of CO₂ laser
- Lateral channels for suction tubes to remove vapor during LASER surgery and for light carrier for distal illumination
- Maximum illumination of operation area



Full size illustration:
inner diameter in mm proximal and distal



8574 J BENJAMIN Operating Laryngoscope, for children, length 15 cm

8574 JB Same, small size, length 11.5 cm

8574 JP BENJAMIN-PARSONS Operating Laryngoscope, for children, lateral slit for the introduction of pediatric bronchoscopes up to size 6 and tracheal tubes, lower surface of spatula is rough to prevent tongue from slipping off, length 15 cm

8574 JH Fiber Optic Light Carrier, for distal illumination, length 12 cm, for use with Laryngoscopes 8574 J/JP

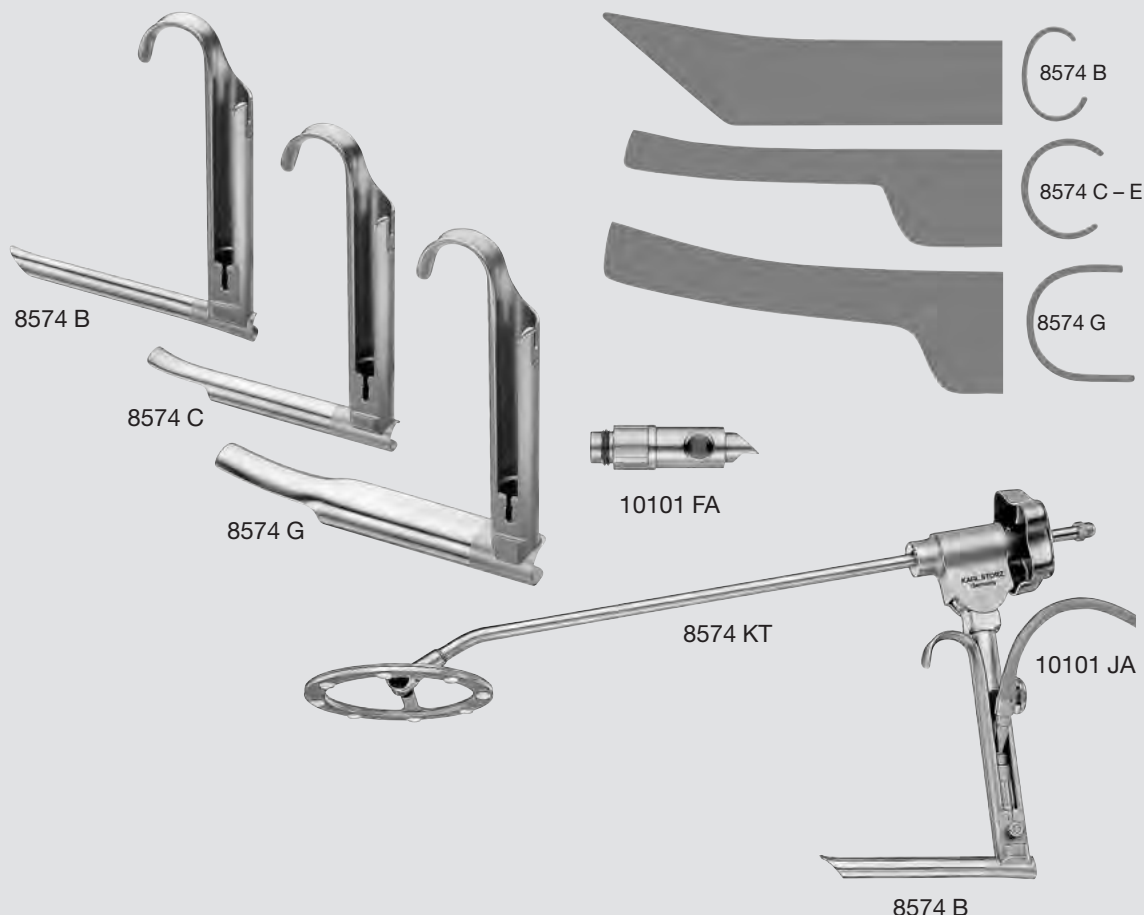
8574 JK Suction Tube to remove vapor, for LASER treatment, length 12 cm, for use with 8574 J/JP

8587 PF Fiber Optic Light Carrier, for distal illumination, length 6.5 cm, for use with Laryngoscope 8574 JB

8587 PM Suction Tube, to remove vapor, for LASER treatment, length 6.5 cm, for use with Laryngoscope 8574 JB

Pediatric Laryngoscopes

with Proximal Illumination




- 8574 B **HOLINGER-TUCKER Anterior Commissure Laryngoscope**, lateral opening, length 11 cm
- 8574 C **Slotted Laryngoscope**, lateral opening, length 11 cm
- 8574 D **Same**, length 9.5 cm
- 8574 E **Same**, length 8 cm
- 8574 G **BENJAMIN Slotted Laryngoscope**, lateral opening, especially appropriate for introducing pediatric bronchoscopes, length 13.5 cm
- 10101 FA **Prismatic Light Deflector, autoclavable**, with connection to fiber optic light cable
- 10101 JA **Same**, fiber optic light cable integrated (for use with 8574 KT/KW)
- 10101 JUA **Same**, autoclavable, with additional light cable for the simultaneous use of telescopes

- 8574 KT **Laryngoscope Holder and Chest Support, GÖTTINGEN model**, with adjustment wheel including: **Support Rod**, movable, with metal ring, diameter 9 cm, length 34 cm
- or:**
- 8574 KW **BENJAMIN-PARSONS Laryngoscope Holder and Chest Support, GÖTTINGEN model**, with adjustment wheel including: **BENJAMIN-PARSONS Support Rod**, movable, with metal ring, diameter 12 cm and 2 lateral set screws, length 34 cm

Pediatric Laryngoscopes 8574 B – G and 8576 C – E are for use with the Laryngoscope Holders 8574 KT/KW only.

Components/Spare Parts see chapter 16

HOLINGER Laryngoscope, LEWY Laryngoscope Holder



8575 KT



original size:

8580 B



8580 H

8575 KT
NEW

LEWY Laryngoscope Holder and Chest Support

including:

Support Rod, movable, with metal ring, diameter 9 cm, length 34 cm

8575 KW
NEW

LEWY Laryngoscope Holder and Chest Support

including:

Support Rod, movable, with metal ring, diameter 12 cm, length 34 cm

8580 B

HOLINGER Anterior Commissure Laryngoscope, for adults, length 17 cm, with Fiber Optic Light Carrier 8580 BL and Handle 8580 H

8580 H

Laryngoscope Handle, detachable, for use with LEWY laryngoscope holder and chest support and with operating laryngoscopes

11-031

Please note:

Chest Supports 8575 GL/K/KC are not to be used with Pediatric Laryngoscopes 8576 C – E.


Handle 8580 H is detachable for use of Laryngoscope 8580 B, also with Chest Supports 8575 K/KC.

LEWY Chest Support 8575 GL can be adapted to Handle 8580 H.

Components/Spare Parts see chapter 16

Laryngoscope Holders

for Operating Laryngoscopes



- 8575 K **Laryngoscope Holder and Chest Support, GÖTTINGEN model,** with adjustment wheel
including:
Support Rod, movable, with metal ring, diameter 9 cm, length 34 cm
- 8575 KC BENJAMIN-PARSONS **Laryngoscope Holder and Chest Support,** GÖTTINGEN model, with adjustment wheel
including:
BENJAMIN-PARSONS **Support Rod**, movable, with metal ring, diameter 12 cm and 2 lateral set screws, length 34 cm
- 8575 V **Extension**, GRONINGEN model, for enlargement of opening angle of support rod for overweight patients, angled, length 8 cm, for use with Laryngoscope Holder 8575 K/KC and Laryngoscopes 8574 J – JP/SL – RB, 8576 AA – B, 8580 – 8590, 8661 – 8666

Components/Spare Parts see chapter 16

Chest Support

for Laryngoscope Holders

Chest Support, GÖTTINGEN model

A special **chest support system** has been designed to meet the requirements of transoral tumor surgery in the pharynx and larynx, together with an adjustable platform that can be secured in any of three dimensional positions, allowing effortless changes in the position of the laryngo-pharyngoscope during tumor surgery.

Extremely lateral angles, as are often necessary for work in the pharynx, are easily achieved and maintained.

*Prof. emer. W. STEINER, M. D.,
Universitäts-Hals-Nasen-Ohrenklinik,
Göttingen, Germany*



8575 L

8575 L

Support Table, GÖTTINGEN model,
for Laryngoscope Holders 8575 K/KC, 8574 KT/KW,
autoclavable

including:

Swivel Arm, with movable plate

Holding Rod, for height adjustment

Attachment Blocks, can be mounted on operation
table equipped with standard sliding rail 25 x 10 mm

Components/Spare Parts see chapter 16

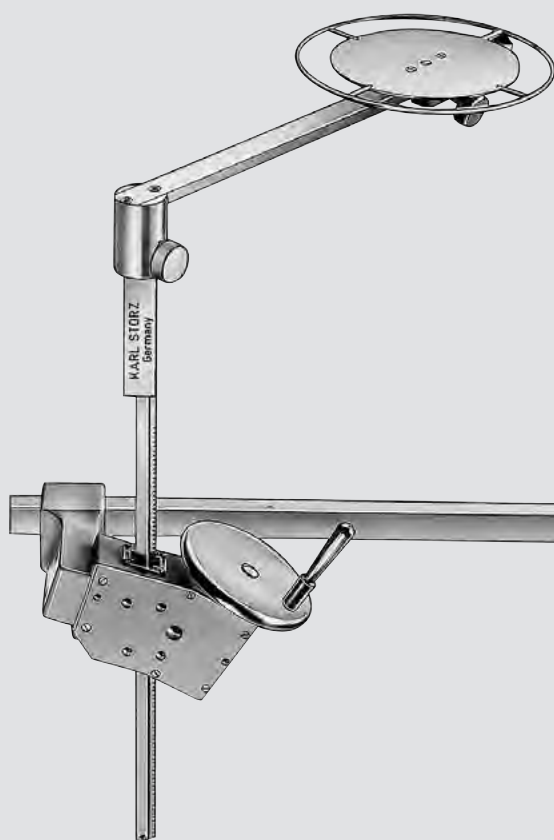
Chest Support

for Laryngoscope Holders

Chest Support, LÜBECK model

Special Features:

- Movable plate for Chest Supports 8575 K/KC, 8574 KT/KW
- Swivel holding arm
- Fine gear system complements height adjustment of chest support
- Ensures safe mounting of the chest support and the laryngoscope
- Ideal for children and overweight patients
- Support plate with lateral ring for attaching Tongue Spatula 743910 – 744405 for adenoidectomy and tonsillectomy



8585 S

8585 S

Chest Support, LÜBECK model, with gear system for height adjustment and swivel arm with movable plate, for use with Laryngoscope Chest Supports 8575 K/KC, 8574 KT/KW, can be mounted on OR table equipped with standard sliding rail 25 x 10 mm

Components/Spare Parts see chapter 16



The missing piece of the puzzle
The new generation of ENT forceps from KARL STORZ


Nothing could be more simple!

The preparation of instruments is increasingly in the spotlight. The demand for a perfect hygienic cleaning process which can be validated and recorded is difficult to meet due to the design constraints of conventional instruments.

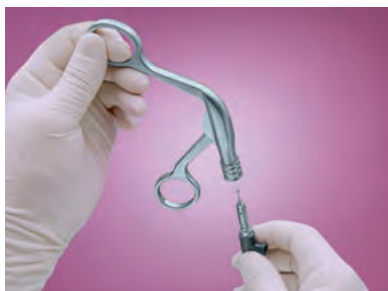
LaryngoFIT®, the new ENT forceps from KARL STORZ, on the contrary, make perfect hygiene child's play. One

hand movement is enough to separate the working insert from the handle. You then have 2 instrument parts without dirt traps or inaccessible channels, which can be cleaned efficiently to a cutting-edge hygienic standard.

Naturally, the instruments can be reassembled as quickly and easily as they can be dismantled.



Dismantling the instrument in 2 simple steps: Push the slide back...



...and pull the working attachment out of the handle.



Machine cleaning of the **LaryngoFIT®** instruments is as easy as it is efficient. Specially developed cleaning racks, in which the separate parts of the **LaryngoFIT®** can be connected directly to the rinsing system, ensure particularly thorough preparation.



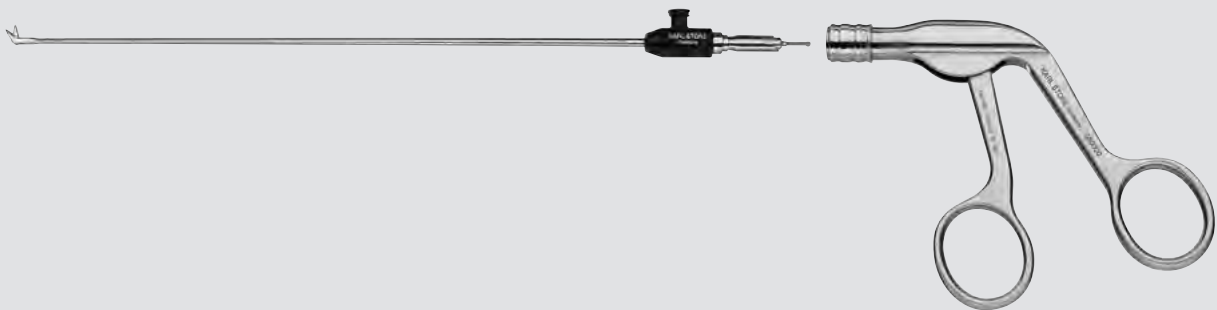
Special Features:

- Completely detachable
- Easy dismantling and reassembly
- Easy and efficient cleaning also by means of the LUER-Lock connection
- Economic advantages due to compatibility with all working attachments
- Well-balanced handle with ergonomic design
- Great variety of working inserts
- Inserts can be locked into three different positions

Two-piece design

LaryngoFIT® Instruments can be completely disassembled into separate components:

- Handle
- Working attachment





Working Attachment

for use with
Metal Handle



working length 23 cm

LaryngoFIT® KLEINSASSER Cutting Forceps, with cupped jaws, 2 mm

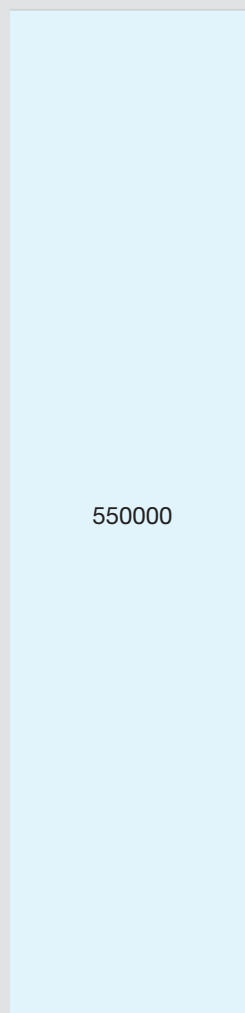
| | | |
|--|---------|----------------|
| | 8591 AZ | straight |
| | 8591 BZ | curved upwards |
| | 8591 CZ | curved right |
| | 8591 DZ | curved left |

LaryngoFIT® KLEINSASSER Alligator Forceps, serrated

| | | |
|--|---------|----------------|
| | 8593 AZ | straight |
| | 8593 BZ | curved right |
| | 8593 CZ | curved left |
| | 8593 EZ | curved upwards |

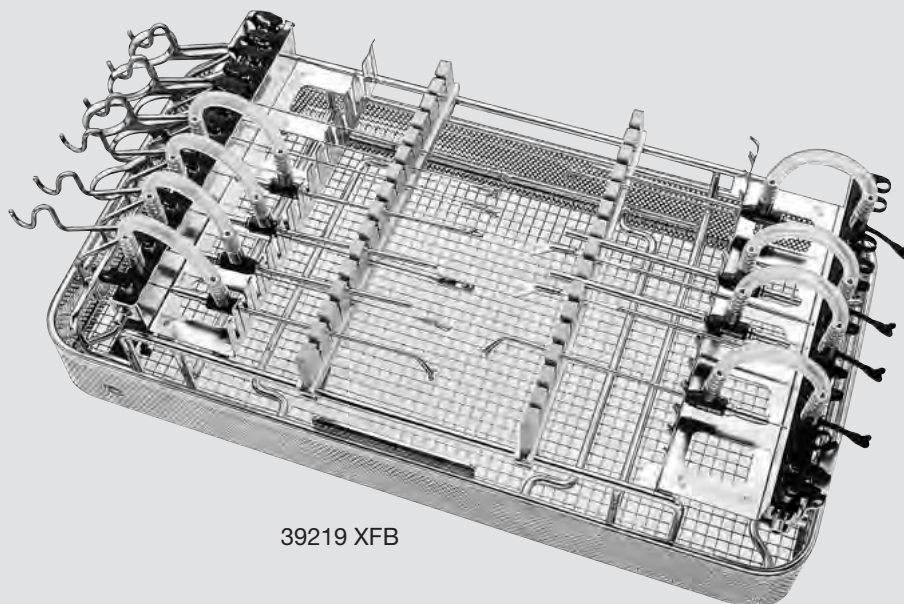
LaryngoFIT® KLEINSASSER Scissors

| | | |
|--|---------|--------------|
| | 8594 AZ | straight |
| | 8594 BZ | angled 45° |
| | 8594 CZ | curved right |
| | 8594 DZ | curved left |



550000

Please note:
Metal Handle 550000 is **not** included. Please order separately.



39219 XFB

- 39219 XF **Instrument Rack**, with one irrigation block (standard version) for cleaning, sterilization and storage of up to 15 **LaryngoFIT®** or 15 **SinuFIT®** instrument attachments and 6 handles, incl. variable bars with silicone holder and direct connection of the instrument attachments via a multi-port bridge to the washer-disinfector and Wire Tray 39502 ZB, external dimensions (w x d x h): 480 x 250 x 160 mm
- 39219 XFB **Same for Cleaning, Sterilization and Storage** of up to 15 **LaryngoFIT®** or 15 **SinuFIT®** instrument attachments and 6 handles

Optional Accessory



39502 V

- 39502 V **Wire Tray for Cleaning, Sterilization and Storage** of instruments, with hole plate walls and foldaway handles, external dimensions (w x d x h): 228 x 248 x 45 mm

Components/Spare Parts see chapter 16

Further accessories for cleaning and sterilization see catalog HYGIENE

Please note: The instruments displayed are not included in the instrument racks.

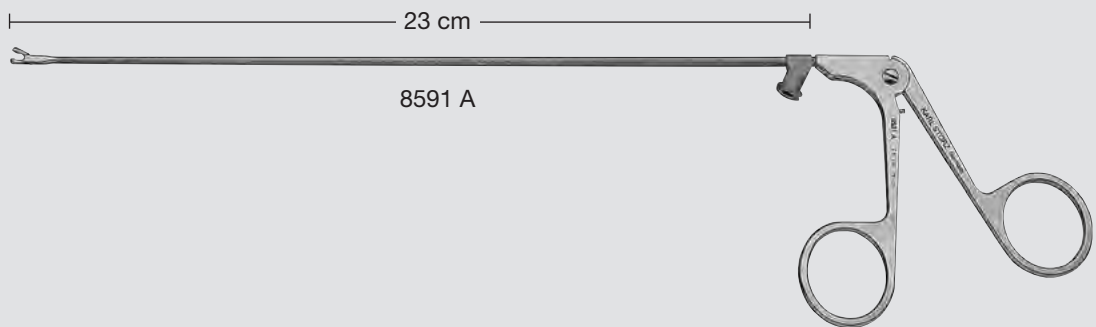
Original KLEINSASSER Instruments







for Endolaryngeal Microsurgery

Working length 23 cm

Special Features:

- Distal end thinner than proximal end to provide better viewing
- Sheath conically reinforced from distal to proximal end to increase mechanical stability




| | | |
|---|---------|--|
|  | 8591 A | KLEINSASSER Cutting Forceps , straight, with 2 mm cupped jaws, with cleaning connector, working length 23 cm |
|  | 8591 B | Same , curved upwards |
|  | 8591 C | Same , curved to right |
|  | 8591 D | Same , curved to left |
|  | 8591 EA | Same , with straight cutting edge for tangential removal of polyps on vocal cords edge, curved upwards to right |
|  | 8591 FA | Same , with straight cutting edge for tangential removal of polyps on vocal cords edge, curved upwards to left |

Original KLEINSASSER Instruments

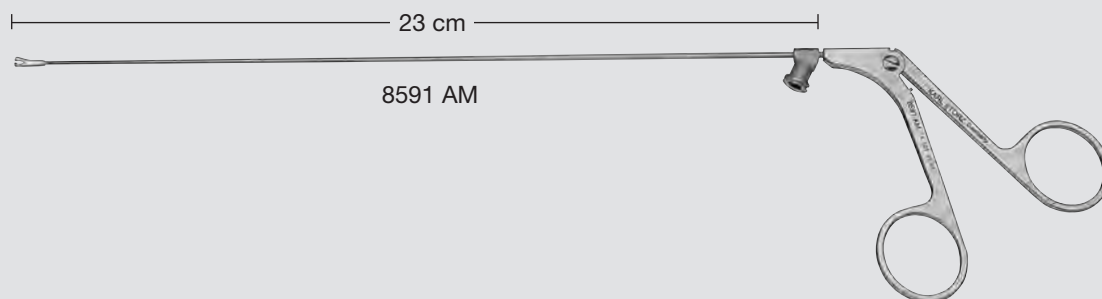
for Endolaryngeal Microsurgery

Working length 21 cm, for adolescents



| | | |
|--|---------|--|
| | 8591 AJ | KLEINSASSER Forceps , straight, with 2 mm cupped jaws, sheath conically reinforced from distal to proximal end, with cleaning connector, working length 21 cm |
| | 8591 CJ | Same , curved to right |
| | 8591 DJ | Same , curved to left |

Working length 23 cm



| | | |
|--|---------|--|
| | 8591 AM | KLEINSASSER Miniature Forceps , straight, with 1 mm cupped jaws, sheath conically reinforced from distal to proximal end, with cleaning connector, working length 23 cm |
| | 8591 BM | Same , curved upwards |
| | 8591 CM | Same , curved to right |
| | 8591 DM | Same , curved to left |
| | 8591 EM | Same , curved upwards to right |
| | 8591 FM | Same , curved upwards to left |


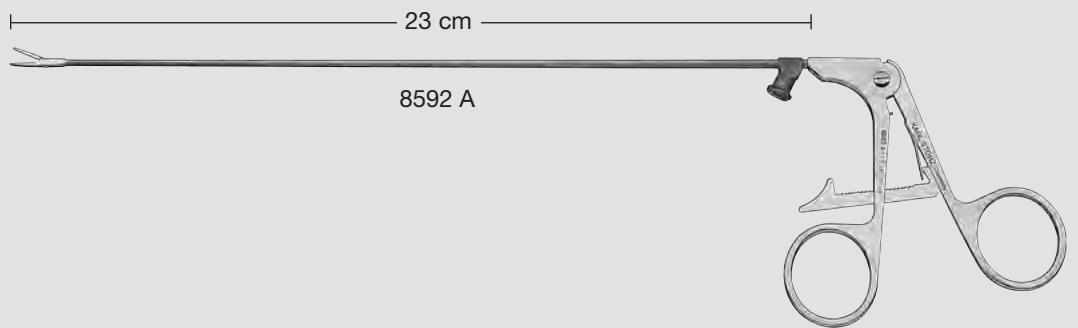
Original KLEINSASSER Instruments

for Endolaryngeal Microsurgery

Working length 23 cm

Special Features:

- Distal end thinner than proximal end to provide better viewing
- Sheath conically reinforced from distal to proximal end to increase mechanical stability



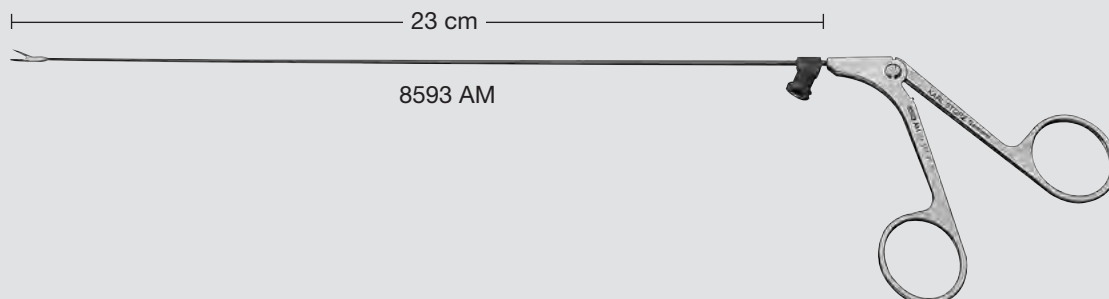
| | | |
|--|--------|--|
| | 8592 A | KLEINSASSER Artery Forceps , with ratchet, with cleaning connector, working length 23 cm |
| | 8593 A | KLEINSASSER Grasping Forceps , without ratchet, serrated, straight, with cleaning connector, straight, working length 23 cm |
| | 8593 B | Same , curved to right |
| | 8593 C | Same , curved to left |
| | 8593 E | Same , curved upwards |
| | 8593 G | Same , with triangular jaws, curved upwards to right |
| | 8593 H | Same , curved upwards to left |

3-99z

Original KLEINSASSER Instruments

for Endolaryngeal Microsurgery

Working length 23 cm



8593 AM

KLEINSASSER Miniature Grasping Forceps, straight, serrated, sheath conically reinforced from distal to proximal end, with cleaning connector, working length 23 cm



8593 BM

Same, curved to right



8593 CM

Same, curved to left

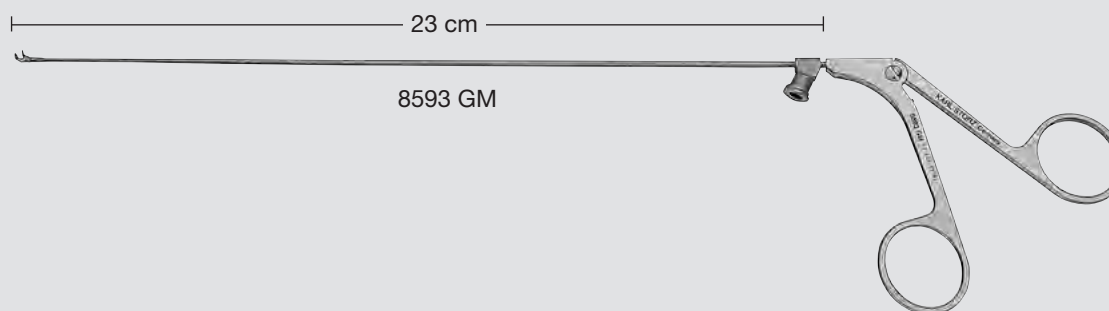


8593 EM

Same, curved upwards

Special Features:

- Extra fine grasping forceps, with triangular fenestrated jaws, curved upwards to right or left



8593 GM

Miniature Grasping Forceps, extra delicate, serrated, with triangular jaws, curved upwards to right, with cleaning connector, working length 23 cm



8593 HM

Same, curved upwards to left

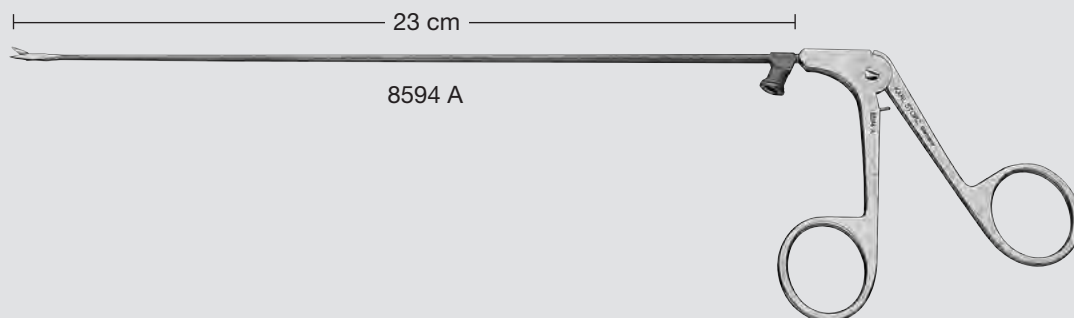
Original KLEINSASSER Instruments

for Endolaryngeal Microsurgery

Special Features:

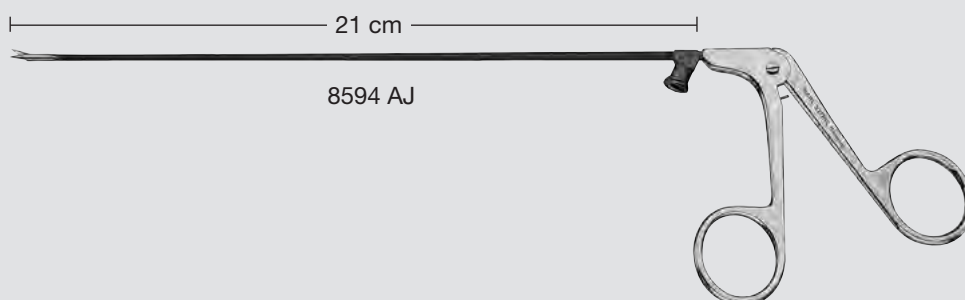
- Excellent cutting performance with optimal transfer of strength
- Due to specially ground surface scissor blades stay sharper much longer
- Distal end thinner than proximal end to provide better viewing
- Sheath conically reinforced from distal to proximal end to increase mechanical stability

Working length 23 cm



| | | |
|--|---------|---|
| | 8594 A | KLEINSASSER Scissors , straight, with cleaning connector, working length 23 cm |
| | 8594 BB | Same , angled 15° |
| | 8594 B | Same , angled 45° |
| | 8594 C | Same , curved to right |
| | 8594 D | Same , curved to left |
| | 8594 E | Same , straight, cuts horizontally |

Working length 21 cm, for adolescents



| | | |
|--|---------|--|
| | 8594 AJ | KLEINSASSER Scissors , straight, sheath conically reinforced from distal to proximal end, with cleaning connector, working length 21 cm |
| | 8594 CJ | Same , curved to right |
| | 8594 DJ | Same , curved to left |

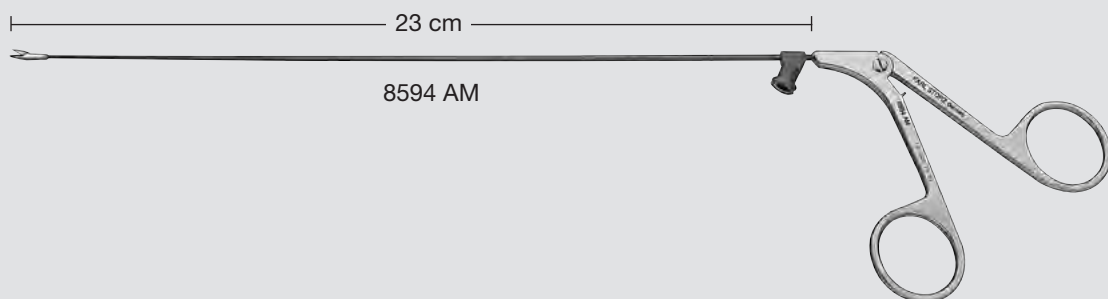
Original KLEINSASSER Instruments

for Endolaryngeal Microsurgery

Working length 23 cm

Special Features:

- Distal end thinner than proximal end to provide better viewing
- Sheath conically reinforced from distal to proximal end to increase mechanical stability



8594 AM

KLEINSASSER **Miniature Scissors**, straight, with cleaning connector, working length 23 cm



8594 BM

Same, angled 45°



8594 CM

Same, curved to right



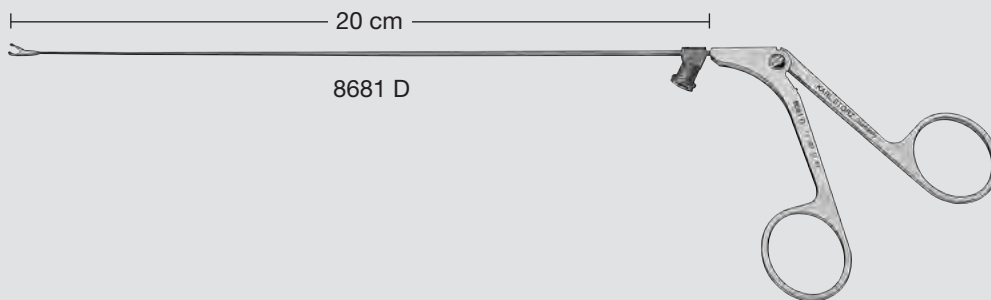
8594 DM

Same, curved to left

Working length 20 cm

Special Features:

- Distal end thinner than proximal end to provide better viewing
- Sheath conically reinforced from distal to proximal end to increase mechanical stability



8681 A

Micro Forceps, straight, with 1 mm cupped jaws, with cleaning connector, working length 20 cm



8681 B

Same, curved upwards



8681 C

Same, curved to right



8681 D

Same, curved to left



8683 A

Micro Grasping Forceps, straight, serrated, with cleaning connector, working length 20 cm



8683 B

Micro Grasping Forceps, curved upwards, serrated, with cleaning connector, working length 20 cm



8683 C

Same, curved to right



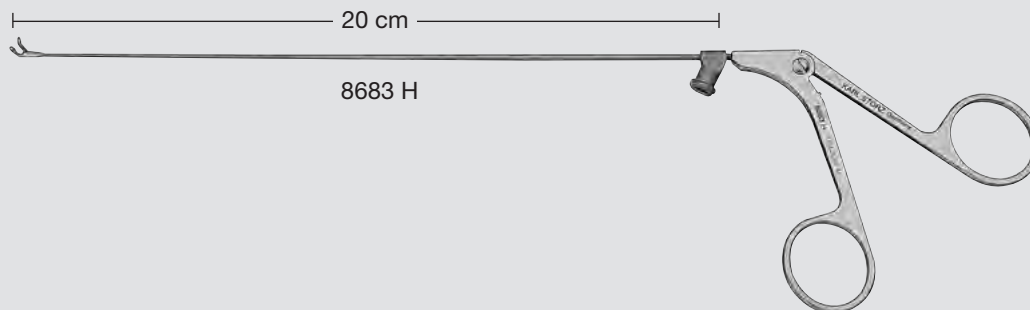
8683 D









Same, curved to left

Working length 20 cm

Special Features:

- Distal end thinner than proximal end to provide better viewing
- Sheath conically reinforced from distal to proximal end to increase mechanical stability



| | | |
|---|--------|---|
|  | 8683 G | SHAPSHAY-PERETTI Micro Grasping Forceps , curved upwards to right, serrated, with triangular fenestrated jaws, with cleaning connector, working length 20 cm |
|  | 8683 H | Same , curved upwards to left |
|  | 8684 A | Micro Scissors , straight, with cleaning connector, working length 20 cm |
|  | 8684 B | Same , curved upwards |
|  | 8684 C | Same , curved to right |
|  | 8684 D | Same , curved to left |
|  | 8686 A | Micro Grasping Forceps , straight, hollow jaws, serrated tips, opens horizontally to right, with cleaning connector, working length 20 cm |
|  | 8687 A | Micro Alligator Forceps , both jaws open vertically, with suction channel to remove LASER vapors, with cleaning connector, working length 20 cm |

KLEINSASSER LASER Additional Instruments

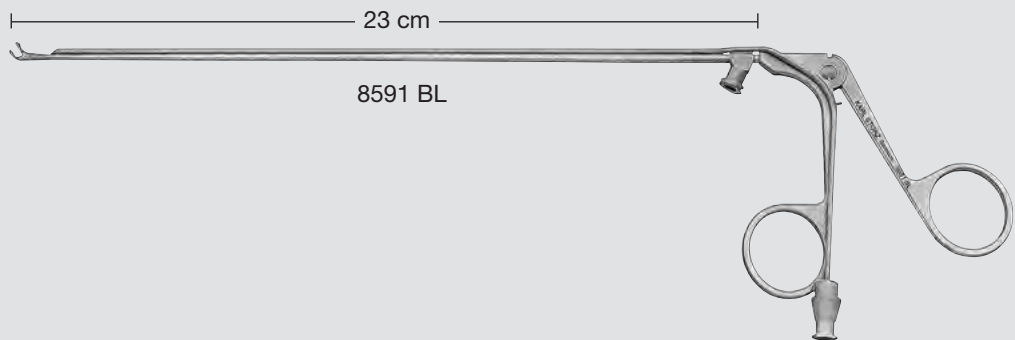
modified by RUDERT

for Laryngoscopy during CO₂ LASER Treatment

Working length 18 and 23 cm

Special Features:

- All instruments are equipped with a channel for evacuation of LASER vapors
- Special matt finish for use with CO₂-LASER
- Distal end thinner than proximal end to provide better viewing
- Sheath conically reinforced from distal to proximal end to increase mechanical stability



8591 AL

Spoon Forceps, straight, diameter 2 mm, with suction channel to remove LASER vapors, with cleaning connector, working length 23 cm



8591 BL

Spoon Forceps, curved upwards, diameter 2 mm, with suction channel to remove LASER vapors, with cleaning connector, working length 23 cm



8591 RL

KLEINSASSER Forceps, opens horizontally to right, with 2 mm cupped jaws, with cleaning connector, working length 23 cm



8591 SL

Same, opens horizontally to left



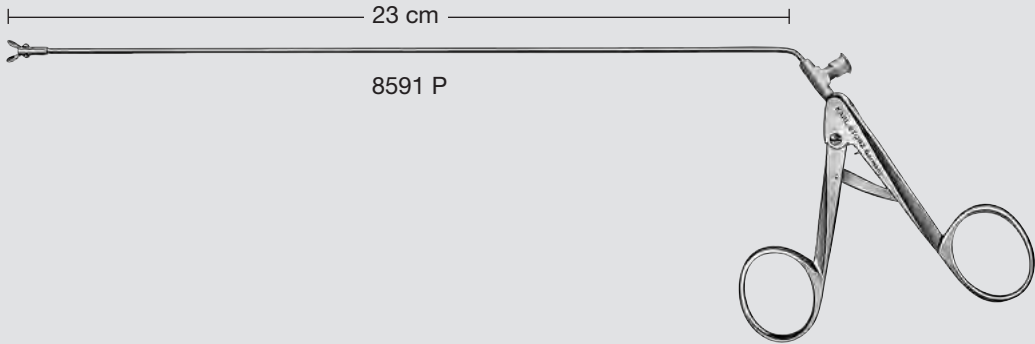
8591 TL

Spoon Forceps, straight, heavy model, diameter 4 mm, with suction channel to remove LASER vapors, with cleaning connector, working length 22 cm

Instruments

for Endolaryngeal Microsurgery

Working length 23 cm



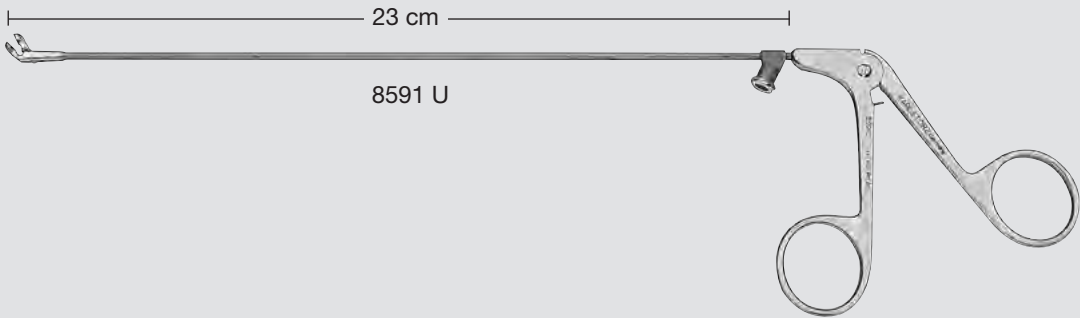
8591 P

Spoon Forceps, with cupped jaws, diameter 5 mm, robust model, double action jaws, sheath diameter 2.5 mm, with cleaning connector, working length 23 cm



8591 PL

Forceps, spoon-shaped, oval, width 4 mm, fenestrated, for biopsy, double action jaws, sheath diameter 2.5 mm, with cleaning connector, working length 23 cm



8591 T

Spoon Forceps, with 4 mm cupped jaws, straight, heavy model, single action jaws, with cleaning connector, working length 23 cm



8591 U

Same, curved upwards



8591 V

Same, curved to right



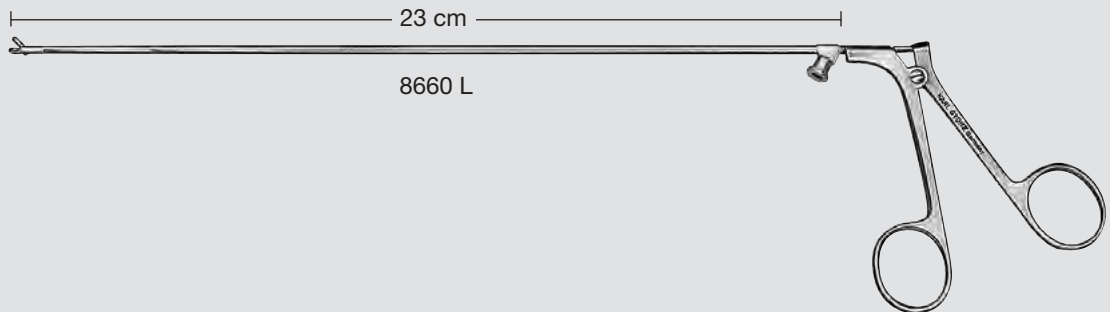
8591 W

Same, curved to left

Instruments

for Endolaryngeal Microsurgery

Working length 23 cm



8660 L



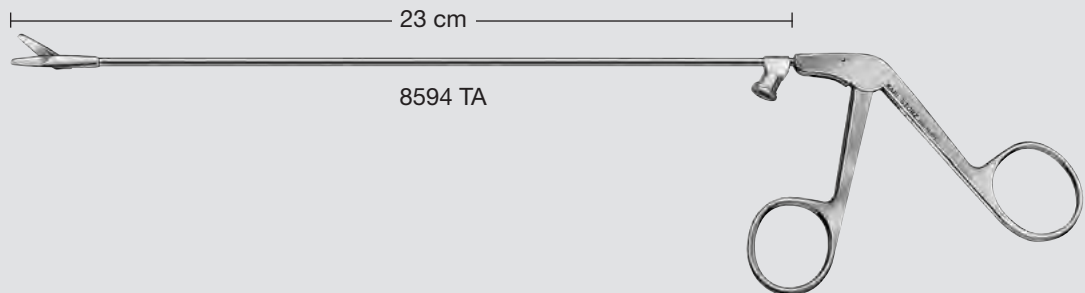
8660 H

KLEINSASSER Alligator Grasping Forceps,
heavy model, single action jaws, with
cleaning connector, working length 23 cm



8660 L

KLEINSASSER Laryngeal Biopsy Forceps,
heavy model with oval jaws, size 3 x 4 mm,
single action jaws, with cleaning connector,
working length 23 cm



8594 TA



8594 TA

LARYNGOFORCE® II Scissors for Large Tumors,
straight, robust model, cutting blade 10 mm,
sheath diameter 3 mm, with cleaning connector,
working length 23 cm

Original STEINER Instruments

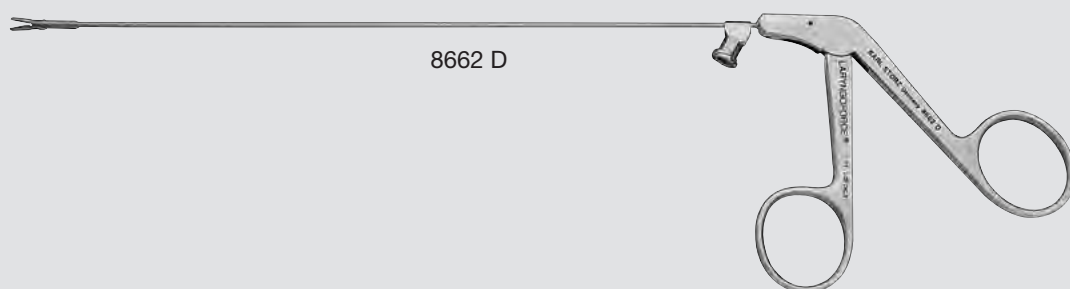
for Transoral LASER Microsurgery

The special laryngoscopes are supplemented by a set of newly developed micro-instruments:

- **Grasping Forceps** for gentle and yet effective grasping of tissue. They are available in five sizes, four of which feature an integrated smoke evacuation tube.

All instruments are manufactured with a special, matt finish, that diffuses the LASER beams. This is particularly advantageous during photo or video documentation, due to the elimination of interfering reflections.

*Prof. W. STEINER, M. D.,
Universitäts-Hals-Nasen-Ohrenklinik, Göttingen, Germany*




8662 D

LARYNGOFORCE® II Grasping Forceps, delicate, serrated, special matt finish, with cleaning connector, working length 22 cm



8662 E

LARYNGOFORCE® II Grasping Forceps, with oval alligator jaws, small, special matt finish, with cleaning connector, working length 22 cm



8662 F



8662 F

LARYNGOFORCE® II Grasping Forceps, with oval alligator jaws, medium, special matt finish, with cleaning connector, working length 22 cm



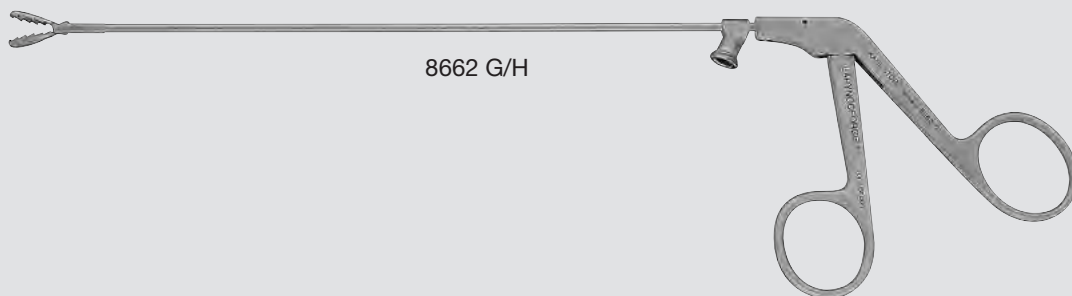
8662 FL

Same, medium, with suction channel to remove LASER vapors

Original STEINER Instruments

for Transoral LASER Microsurgery

Working length 22 cm



8662 G/H



8662 G

LARYNGOFORCE® II Grasping Forceps, with oval, fenestrated alligator jaws, large, special matt finish, with cleaning connector, working length 22 cm



8662 GL

Same, with suction channel to remove LASER vapors



8662 H

LARYNGOFORCE® II Grasping Forceps, with triangular, fenestrated alligator jaws, extra large, special matt finish, with cleaning connector, working length 22 cm



8662 HL

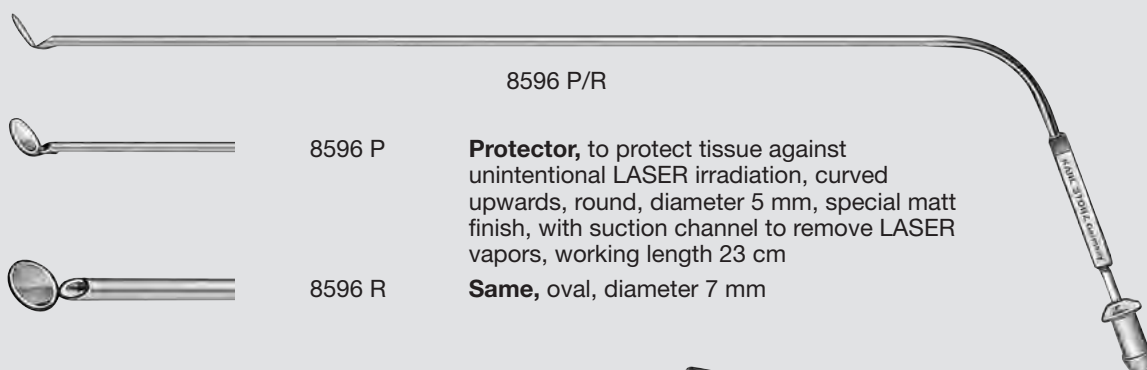
Same, with suction channel to remove LASER vapors

Original STEINER Instruments


for Transoral LASER Microsurgery

Special Features:

- Protectors to shield distal mucosa from unintentional LASER irradiation, e. g. protection of the subglottis during LASER resection at the free edge of the vocal cord in unintubated patient. Available in diameter 5 mm and 7 mm, each with an integrated suction tube.
- Unipolar cannula for suction and coagulation, ergonomic handle enables steady and targeted work. Also suitable for dissecting and retracting tissue, insulated, with cleaning stylet and available in diameter 2, 2.5 and 3.5 mm.
- Suction tube with retractor and ergonomic handle for retracting tissue during LASER incisions. The straight distal end may also be used as a shield e. g. for protection of the contralateral vocal cord during LASER resection.



8596 P/R




8596 P

Protector, to protect tissue against unintentional LASER irradiation, curved upwards, round, diameter 5 mm, special matt finish, with suction channel to remove LASER vapors, working length 23 cm

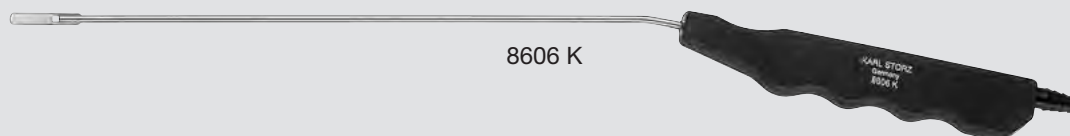


8596 R

Same, oval, diameter 7 mm



8606 D – F



8606 K



8606 D

Coagulation Suction Tube, with ergonomic handle, insulated, with connection for unipolar coagulation, with Cleaning Stylet 8606 FM, outer diameter 2 mm, working length 23 cm



8606 E

Coagulation Suction Tube, with ergonomic handle, insulated, with connection for unipolar coagulation, with Cleaning Stylet 8606 FM, outer diameter 2.5 mm, working length 23 cm



8606 F

Coagulation Suction Tube, with ergonomic handle, insulated, with connection for unipolar coagulation, with Cleaning Stylet 8606 FM, outer diameter 3.5 mm, working length 23 cm



8606 K

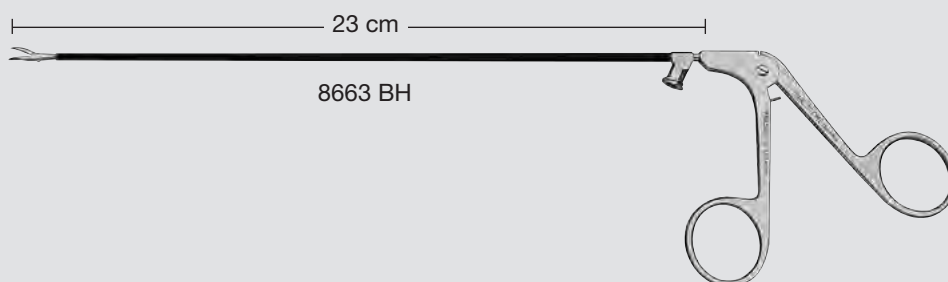
Suction Tube, with ergonomic handle, with distal elevator 18 x 5 mm, for dissecting and retracting tissue, special matt finish, with Cleaning Stylet 8606 FM, outer diameter 3 mm, working length 23 cm

Please note:

Simultaneous use of insulated instruments and LASER is prohibited.

Original STEINER Instruments

for Transoral LASER Microsurgery



8663 BH



8663 AH

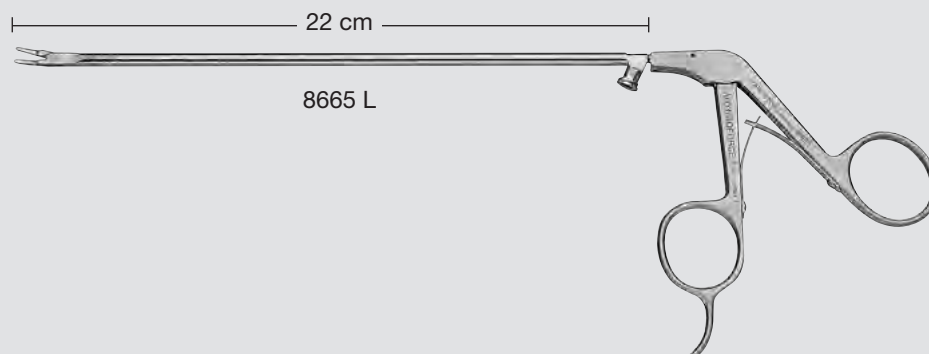
Grasping Forceps, straight, serrated, sheath insulated, with cleaning connector, working length 23 cm

8663 BH

Same, curved to right

8663 CH

Same, curved to left



8665 L



8665 L

LARYNGOFORCE® II Clip Forceps, jaws curved to left, with cleaning connector, working length 22 cm, for use with Clips 8665 T



8665 R

Same, jaws curved to right



8665 T

Clip, titanium LT 200, medium, 5 mm, sterile, package of 36 cartridges with 6 clips each, for use with Forceps 8665 L/R, 12067 NL/NR

Please note:

Simultaneous use of insulated instruments and LASER is prohibited.

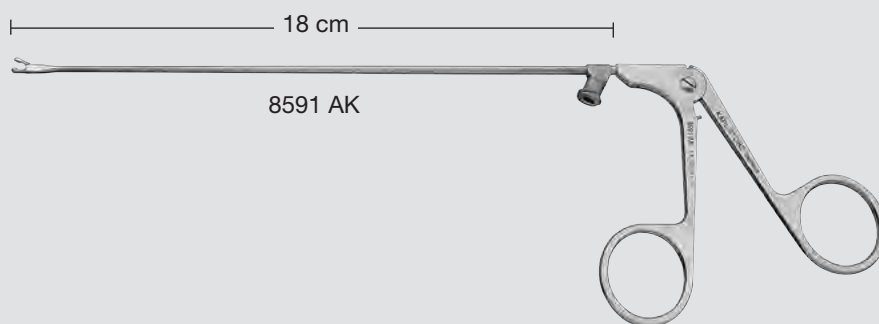
Pediatric Instruments




for Endolaryngeal Microsurgery

Working length 18 cm

Special Features:


- Excellent cutting performance with optimal transfer of strength
- Due to specially ground surface scissor blades stay sharper much longer
- Distal end thinner than proximal end to provide better viewing
- Sheath conically reinforced from distal to proximal end to increase mechanical stability



| | | |
|---|---------|---|
|  | 8591 AK | KLEINSASSER Forceps , straight, with cupped jaws, 2 mm, with cleaning connector, working length 18 cm |
|  | 8591 BK | KLEINSASSER Forceps , upturned, with cupped jaws, 2 mm, with cleaning connector, working length 18 cm |
|  | 8591 CK | KLEINSASSER Forceps , curved to right, with cupped jaws, 2 mm, with cleaning connector, working length 18 cm |
|  | 8591 DK | Same , curved to left |

Pediatric Instruments

for Endolaryngeal Microsurgery



8593 AK

KLEINSASSER Grasping Forceps, straight, serrated, with cleaning connector, working length 18 cm



8593 GK

Micro Grasping Forceps, curved upwards to right, serrated, with triangular fenestrated jaws, with cleaning connector, working length 18 cm



8593 HK

Same, curved upwards to left



8594 AK

KLEINSASSER Scissors, straight, with cleaning connector, working length 18 cm



8594 CK

Same, curved to right

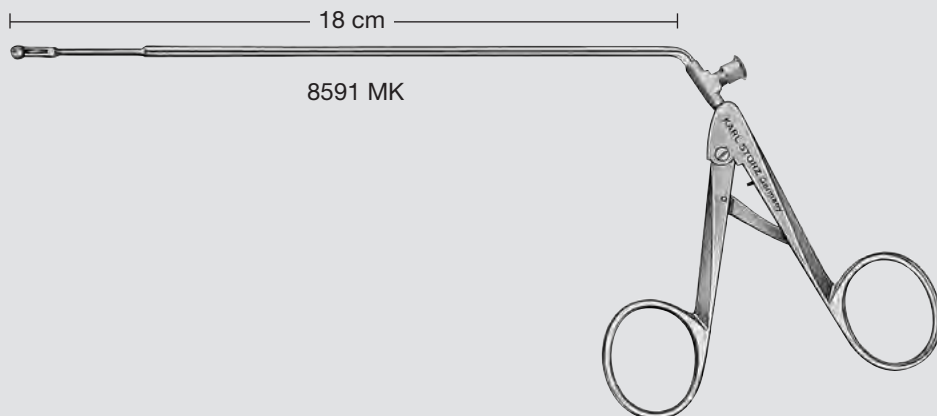


8594 DK

Same, curved to left

Pediatric Instruments

for Endolaryngeal Microsurgery

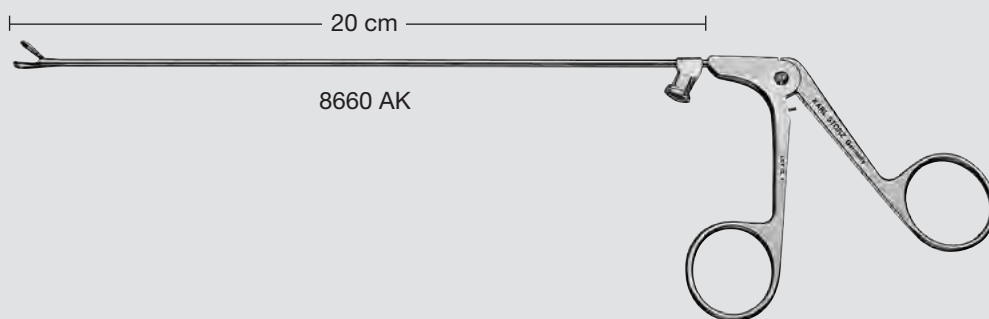


8591 MK



8591 MK

Spoon Forceps, jaws open horizontally, distal end malleable, diameter 4 mm, with cleaning connector, working length 18 cm



8660 AK



8660 AK

Grasping Forceps, for arytenoid cartilage, serrated, width of jaws 5 mm, with cleaning connector, working length 20 cm

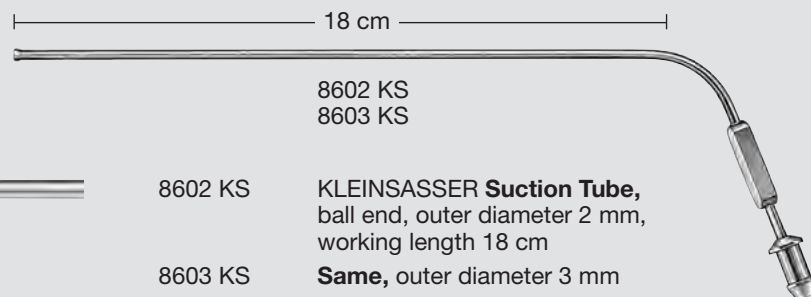


27200 SK




27200 SK

Injection Cannula, short tip, for single use, LUER-Lock, tip outer diameter 1 mm, inner diameter 0.7 mm, working length 18 cm, package of 3



8602 KS
8603 KS



8602 KS

KLEINSASSER Suction Tube, ball end, outer diameter 2 mm, working length 18 cm

8603 KS

Same, outer diameter 3 mm

WENDLER Needle Holder

for Endolaryngeal Microsurgery

When performing surgical interventions in direct laryngoscopy, any necessary endolaryngeal suture is usually complex because the confined space leaves little room for needle guidance. Particularly in the craniocaudal direction, as is the case with suture at the margins of the vocal cords, it can be difficult to place the needle correctly with a straight needle holder because it only allows parallel gripping by the grasping jaws in the direction of the sheath. It twists slightly and does not remain under adequate control.


The needle holder bent upward grips the needle in an optimal position and permits punctures in the direction of the sheath without any problems. It is recommended that the tissue to be sewn be tensioned with grasping forceps. For punctures to return the thread outward (caudocranial) both straight and angled needle holders

can be used, depending on specific conditions. A knot pusher for immobilizing the knot is indispensable in all cases.

The new needle holder was initially developed for glottal surgery to shorten the glottis, serving to raise the pitch of the voice in transsexual patients. But also in the case of arytenoidectomy, synechia resections, and traumatic lesions of varying genesis (also during endolaryngeal operations) there is frequently a need for suture in the direction of puncture described.

In all the cases the angled needle holder facilitates puncture guidance to optimally adapt the margins of the mucous membrane in the required plane.

*J. WENDLER,
Universitätsklinikum Charité,
Abteilung für Phoniatrie, Berlin, Germany*



8660 W

WENDLER Needle Holder, delicate, curved upwards, for glottal surgery, arytenoidectomy and other endolaryngeal interventions, sheath conically reinforced from distal to proximal end, with ratchet, with serrated round jaws, diameter 1.6 mm, with cleaning connector, working length 23 cm

FEHLAND Needle Holder

for Endolaryngeal Microsurgery

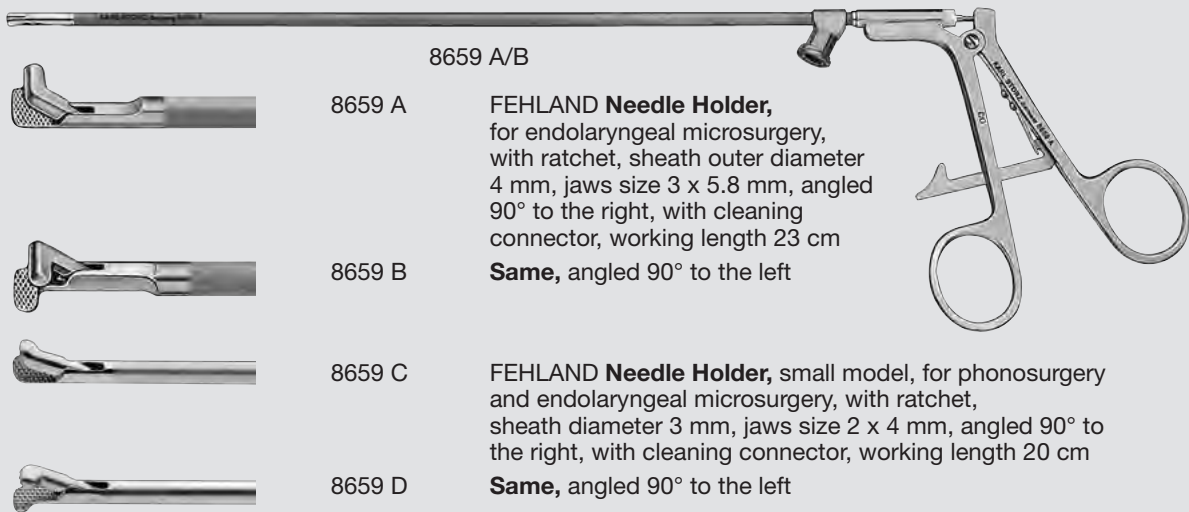
For interventions which require guidance of the needle parallel to the sheath during endolaryngeal microsurgery, locking and guidance of the needle without twisting and tilting is very difficult or impossible with conventional needle holders. Frequent repositioning of the needle with conventional needle holders is very time consuming, technically demanding and can unnecessarily traumatize tissue. A new needle holder was developed by Dr. FEHLAND in cooperation with KARL STORZ for the following applications:

- All suturing procedures particularly when the needle needs to be guided parallel to the needle holder sheath.
- For the creation of endolaryngeal swing flaps, arytenoidectomies, etc.
- For surgical elevation of the middle vocal register with displacement of the frontal vocal cord commissure (glottal graft).
- For vascular purse-string ligature in narrow lumen and hard-to-reach tissue areas.

*P. FEHLAND, M. D.,
Universitätsklinikum Benjamin Franklin,
Abteilung für Phoniatrie, Berlin, Germany*

Special Features:

- Available in 2 designs with 90° lateral jaw angle to right or left, providing a uniquely wide useable angle of over 180°
- Specially cross-corrugated jaw surfaces and a locking handle with a ratchet mechanism ensure stable grasping and needle handling without twisting or turning
- Suitable for both straight and curved needles of varying lengths and curvatures, regardless of grasping angle
- Slim and yet very stable sheath, matt finish for low reflection
- Improved view of the operation field with the needle guide parallel to the sheath, e.g. subglottal-glottal and vice versa
- Easy and safe use with less maneuvering and minimized tissue trauma
- Small size with delicate jaws recommended for phonosurgery, working length 20 cm



The first stitch is completed; preparation of the second stitch



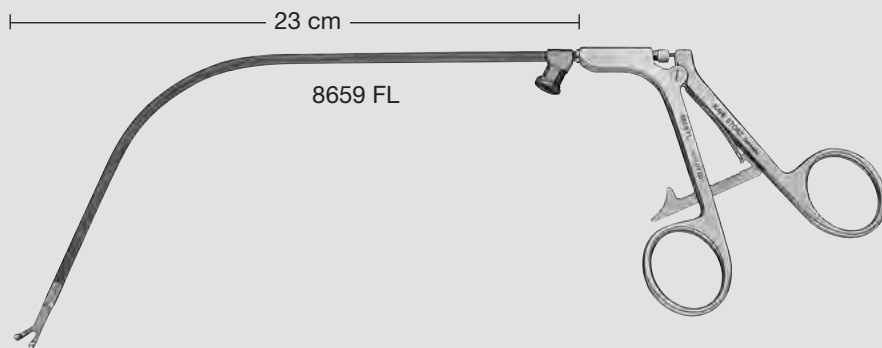
The second stitch is also completed



Preparation of the third stitch

FEHLAND-NAWKA and KLEINSASSER Needle Holder

for Endolaryngeal Microsurgery



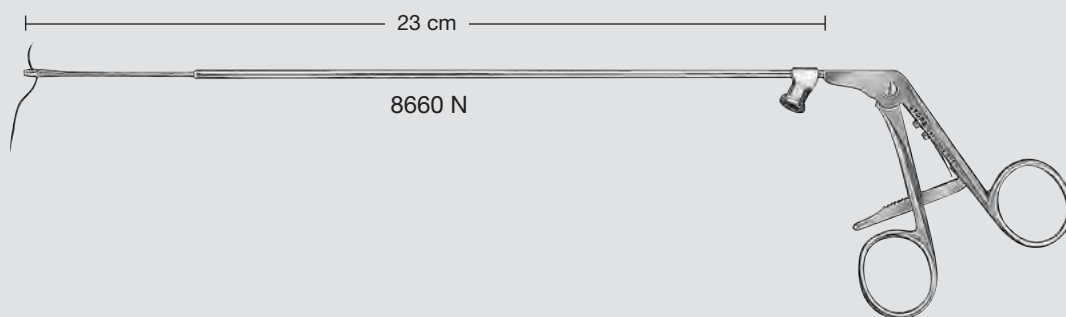
8659 FL

FEHLAND-NAWKA Needle Holder, with crosswise recess for holding the butterfly needle, for indirect injection into the larynx, with ratchet, angled 90° to the left, with cleaning connector, working length 23 cm



8659 FR

Same, angled 90° to the right



8660 N

KLEINSASSER Needle Holder, delicate, straight, serrated jaws, size 1.8 x 3.5 mm, sheath conically reinforced from distal to proximal end, with ratchet, with cleaning connector, working length 23 cm

Distending Forceps, LASER Application Instrument

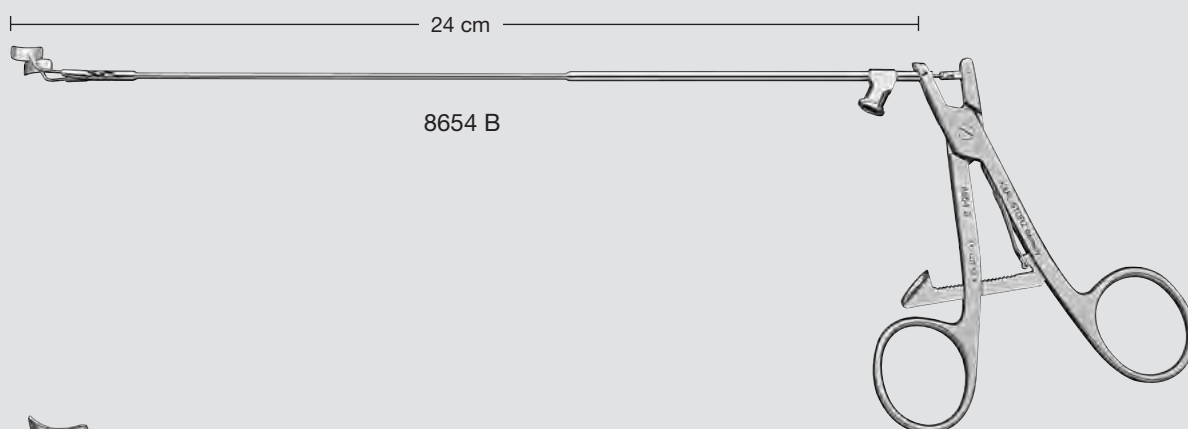
for Endolaryngeal Microsurgery

LINDHOLM Distending Forceps

In many instances, retraction of the false vocal cords, the true vocal cords or other soft tissue is temporarily needed during an endoscopic procedure. For LASER surgery of limited vocal cord carcinoma it is, for instance, very convenient to be able to visualize more of the upper surface of the vocal cords by retraction of the false vocal cords. Similar retraction of the true vocal cords gives better access to subglottic pathology.

For endoscopic surgery the key problem is often the difficulty of obtaining access to the target. These retractors are a valuable addition to the wide range of new endoscopic instruments which enables further versatility of endoscopic procedures.

*C.-E. LINDHOLM, M. D.,
Uppsala, Sweden*




8654 B

LINDHOLM Forceps, for atraumatic retraction of true vocal cords and false vocal cords, distal end with blunt curved blades, self-retaining, with ratchet and cleaning connector, working length 24 cm

WOO/SHAPSHAY/OSSOFF Microsurgical Instruments for Phonosurgery

Special Features

- Universal handle is fully adjustable, providing various working lengths
- Slender construction allows direct view without glare
- Instruments can be rotated 360° in the universal handle



8656 A



8656 A

Sickle Knife, curved, delicate, 3 to 1 mm tapered shaft, total length 23 cm



8656 B

Same, straight cutting



8656 C

Round Knife, vertical cutting, delicate, 3 to 1 mm tapered shaft, total length 23 cm



8656 D

Lancet Knife, straight, delicate, 3 to 1 mm tapered shaft, total length 23 cm



8656 E

Needle, straight, sharp, delicate, 3 to 1 mm tapered shaft, total length 23 cm



8656 F

Hook 90°, 1 mm, sharp, delicate, 3 to 1 mm tapered shaft, total length 23 cm



8656 G

Same, 2 mm



8656 J

Dissector, straight, ball end, delicate, 3 to 0.6 mm tapered shaft, diameter 1.3 mm, total length 23 cm

WOO/SHAPSHAY/OSSOFF Microsurgical Instruments for Phonosurgery



8656 L **Elevator**, slightly curved, blunt, delicate, 3 to 1 mm tapered shaft, total length 23 cm



8656 LS **Same**, sharp tip



8656 N **Same**, angled 15°



8656 R **Curette**, oval spoon, straight, delicate, 3 to 1 mm tapered shaft, total length 23 cm

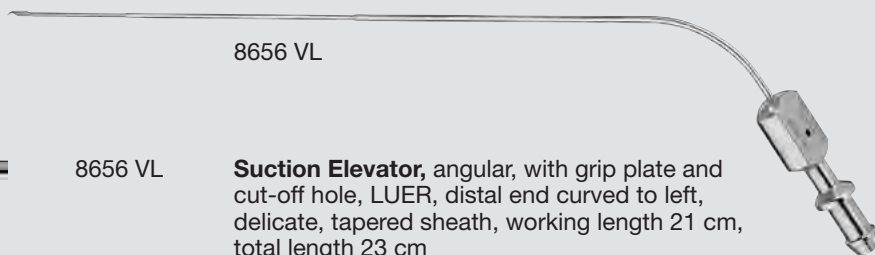


8656 S **Same**, angled 35°



8657 H

8657 H **Universal Handle**, forceps shape, with 2 handle rings, length 9 cm, for use with 3 mm instruments for phonosurgery and endolaryngeal microsurgery 8595 A – 8596 T, 8655 A – K and 8656 A – S



8656 VL



8656 VL **Suction Elevator**, angular, with grip plate and cut-off hole, LUER, distal end curved to left, delicate, tapered sheath, working length 21 cm, total length 23 cm




8656 VR **Same**, distal end curved to right

Original KLEINSASSER Instruments


for Endolaryngeal Microsurgery

KLEINSASSER Instruments, working length 23 cm, for use with Handle 8597



- | | | |
|--|--------|--|
| | 8595 A | Knife , oval, straight |
| | 8595 B | Same , angled 45° |
| | 8595 C | Same , sickle-shaped, curved, pointed |
| | 8595 D | Same , straight cut, pointed |
| | 8595 E | Same , golf club-shaped, curved, round |
| | 8595 F | Same , round, cuts vertically |
| | 8596 A | Hook , blunt, with probe end |
| | 8596 B | Hook , sharp |
| | 8596 C | Hook , blunt, angled 90°, with probe end, length 5 mm |
| | 8596 E | Needle , curved to right, working length 23 cm |
| | 8596 F | Same , curved to left |
| | 8596 H | Suction Elevator , working length 23 cm |
| | 8596 T | Knot Tier |

8597 KLEINSASSER **Handle**, for use with 8595 A – 8596 T, 8655 A – K, 8693 A/B



8596 W

8596 W **Cotton Applicator**, straight, working length 25 cm

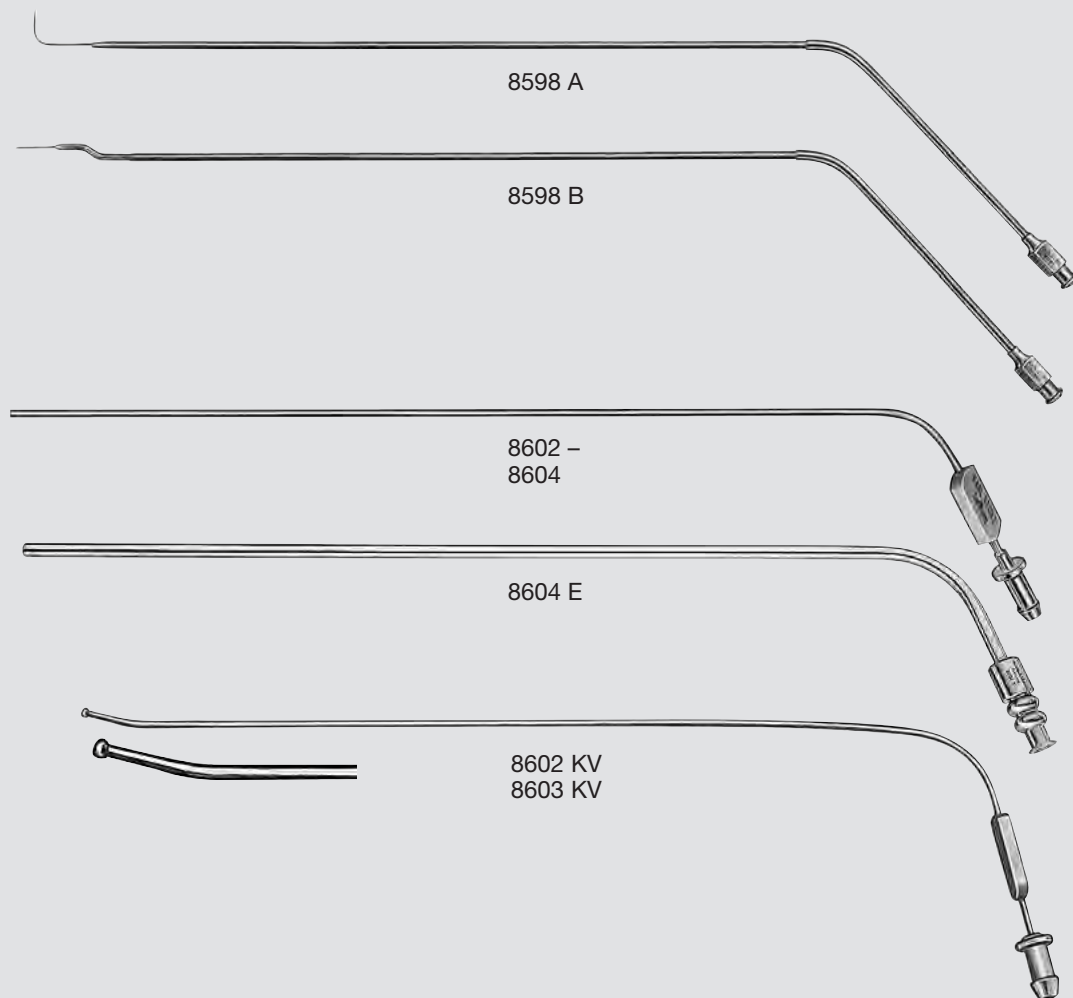
8596 WJ **Cotton Applicator**, for endolaryngeal microsurgery, straight, working length 21 cm

8596 WK **Same**, working length 18 cm

Original KLEINSASSER Instruments

for Endolaryngeal Microsurgery

Working length 23 cm



- 8598 A KLEINSASSER **Injection Needle**, LUER-Lock, curved, working length 23 cm
- 8598 B **Same**, straight
- 8602 KLEINSASSER **Suction Tube**, outer diameter 2 mm, working length 23 cm
- 8603 **Same**, outer diameter 2.5 mm
- 8604 **Same**, outer diameter 3 mm
- 8604 E KLEINSASSER **Suction Tube**, outer diameter 4 mm, working length 23 cm

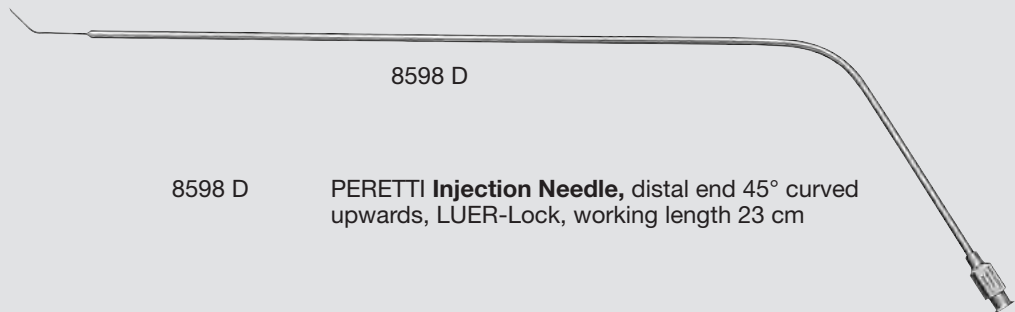
For use with KANTOR-BERCI Video-Laryngoscopes

- 8602 KV KLEINSASSER **Suction Tube**, ball end, curved upwards, outer diameter 2 mm, working length 23 cm
- 8603 KV **Same**, outer diameter 3 mm

Instruments

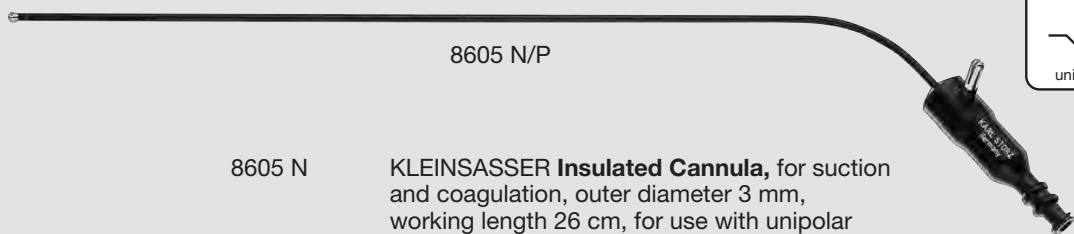
for Endolaryngeal Microsurgery

Working length 23 cm

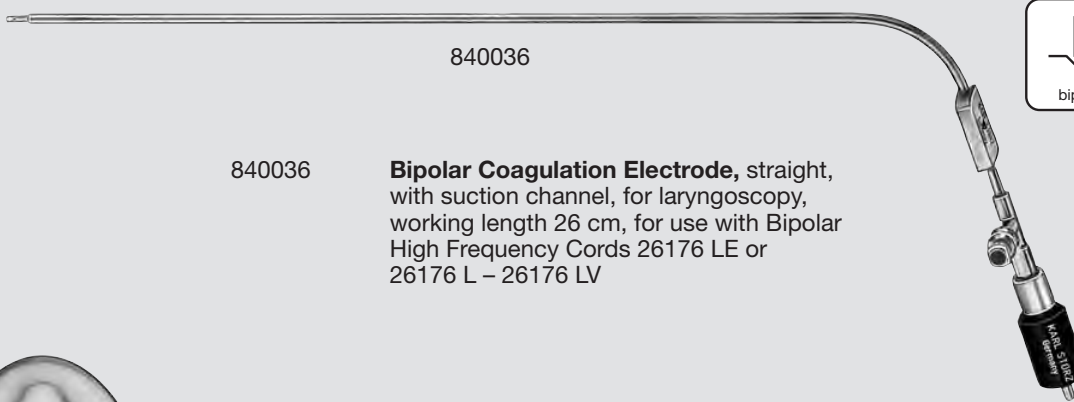


8598 D PERETTI **Injection Needle**, distal end 45° curved upwards, LUER-Lock, working length 23 cm

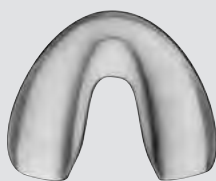
Working length 26 cm



8605 N/P
8605 N KLEINSASSER **Insulated Cannula**, for suction and coagulation, outer diameter 3 mm, working length 26 cm, for use with unipolar High Frequency Cords 26005 M or 26002 M/26004 M/26006 M
8605 P **Same**, outer diameter 5 mm

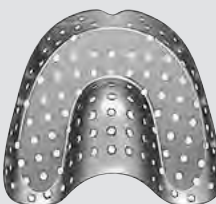


840036
840036 **Bipolar Coagulation Electrode**, straight, with suction channel, for laryngoscopy, working length 26 cm, for use with Bipolar High Frequency Cords 26176 LE or 26176 L – 26176 LV



8575 QS

8575 QS **Teeth Protector, silicone, autoclavable**, can also be used as inlay in metal teeth protector



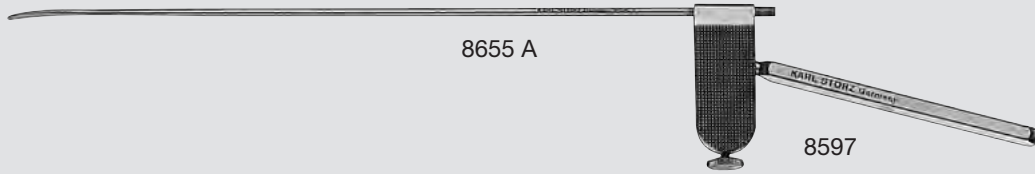
8575 RA – RD

8575 RA **Teeth Protector, metal, large**
8575 RB **Same**, medium
8575 RC **Same**, small
8575 RD **Same**, extra small

8-11

Additional Instruments

for Endolaryngeal Microsurgery



8655 A

Elevator, slightly curved, working length 23 cm, for use with Handle 8597



8655 C

Same, 90° curved




8655 K

Knife, lancet-shaped, straight, working length 23 cm, for use with Handle 8597

8597

KLEINSASSER Handle, for use with 8595 A – 8596 T, 8655 A – K, 8693 A/B



8596 D



8596 D

Laryngeal Probe, GREAT ORMOND STREET HOSPITAL model, straight, sheath angled, round handle, working length 23 cm

Working length 20 cm

Special Features:

- Extra fine sheath gradually reinforced from distal to proximal end

8691 A

8691 A **Suction Tube**, handle with cut-off hole, tip with central opening, outer diameter 1 mm, working length 20 cm

8691 B **Same**, outer diameter 1.5 mm

8691 C **Same**, outer diameter 2 mm

8692 A

8692 A **Suction Tube**, handle with cut-off hole, tip closed, with 2 lateral openings, outer diameter 1 mm, working length 20 cm

8692 B **Same**, outer diameter 1.5 mm

8692 C **Same**, outer diameter 2 mm

8693 A

8693 B

8693 A **Probe**, straight, diameter 1 mm, working length 20 cm

8693 B **Same**, angled 45°

8597

8597 **KLEINSASSER Handle**, for use with 8595 A – 8596 T, 8655 A – K, 8693 A/B

PERETTI High Pressure Syringe

for Fat Injection

PIAFI = Primary intracordal autologous fat injection following endoscopic chordectomy for glottal laryngeal carcinoma.

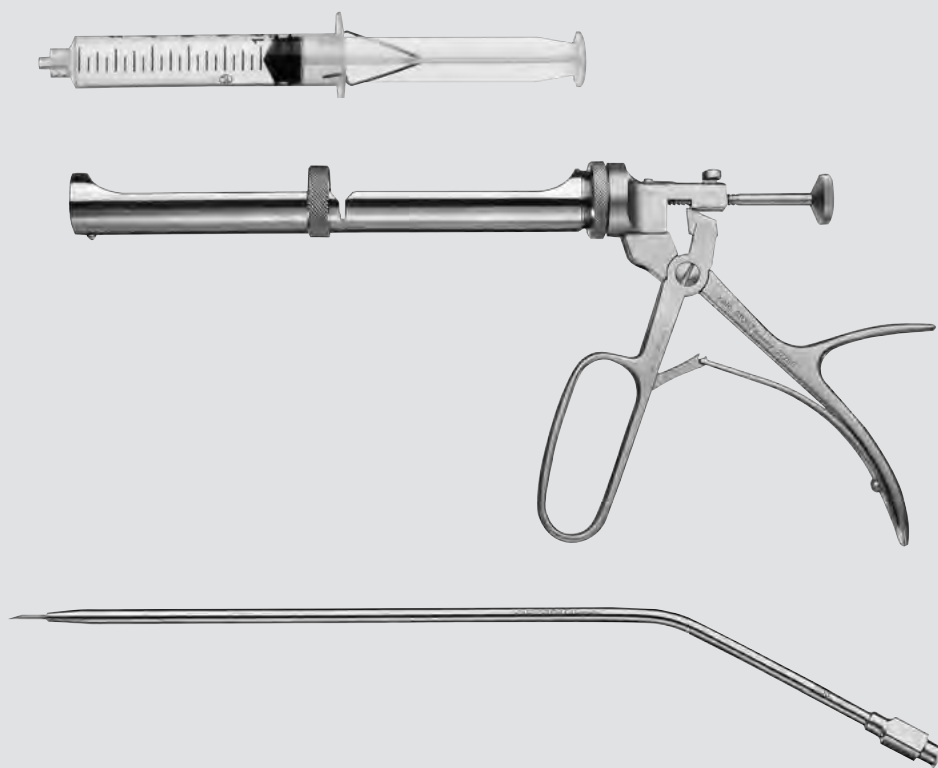
- Chordectomy is the standard treatment for vocal cord carcinoma.
- For voice restoration, it is necessary to reconstruct the vocal cords either with synthetic or autologous material. In the case of the PIAFI technique, fat is injected with the PERETTI-BOLZONI instrument. The syringe for fat harvesting lies in the instrument as in a groove.
- Injection is performed by means of a cogwheel mechanism which releases 0.5 ml fat with each cogwheel click.

Operative procedure:

- In the case of the Peretti technique, the surgeon removes subcutaneous abdominal fat.
- Autologous fat is used for the vocal cords after a few minutes.

Benefits of autologous fat injection:

- No risk of rejection
- No allergic reactions
- Hardly any costs
- Only one operation

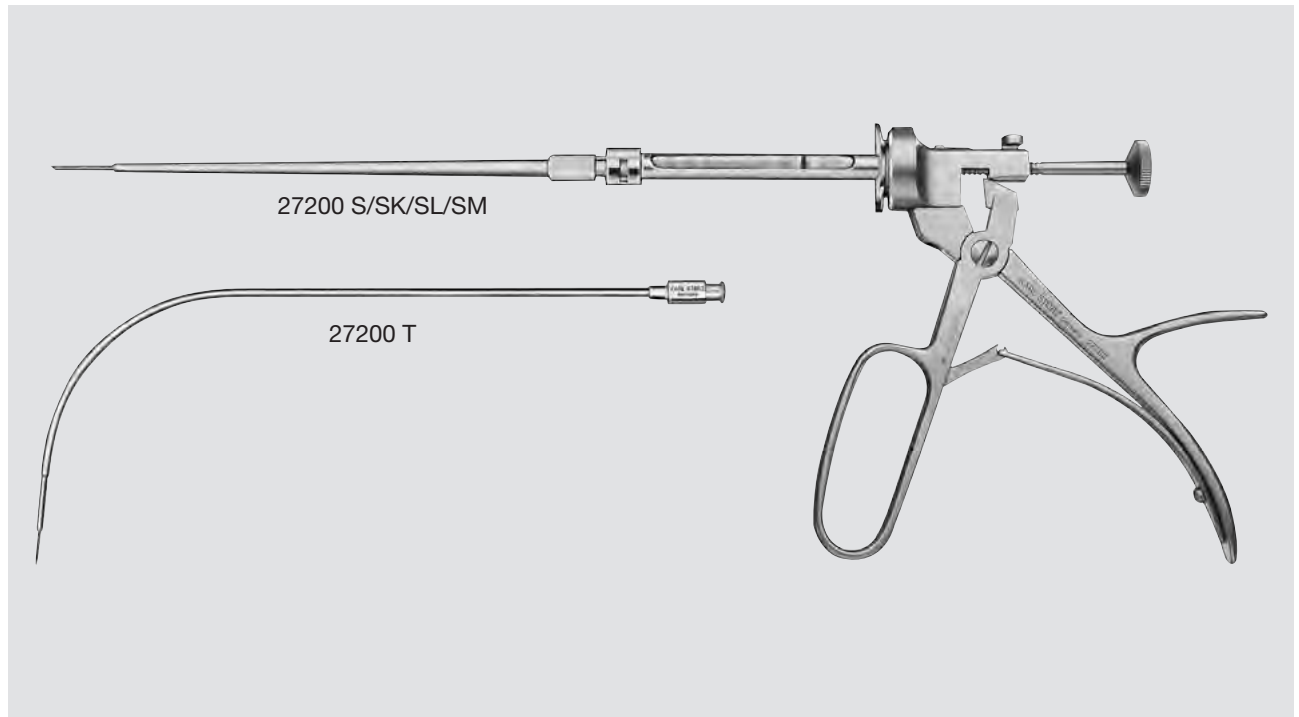


- 771410 PERETTI High Pressure Syringe, for fat injection including:
- High Pressure Handle**, for use with Syringe Holder 771412
 - Syringe Holder**, for Plastic Syringe 771415, for use with High Pressure Handle 27200
 - Pusher**, for use with High Pressure Handle 27200 with Plastic Syringe 771415
 - Plastic Syringe**, spring-action, self-retaining, 10 ml, sterile, for single use, package of 25
 - Injection Cannula**, angular, LUER-Lock, tip outer diameter 1.3 mm, inner diameter 0.8 mm, working length 20 cm, package of 3

Components/Spare Parts see chapter 16

High Pressure Syringe

for Viscous Fluid Injection, for Larynx



- 771400 **High Pressure Syringe**, for viscous fluid injection including:
High Pressure Handle, for use with Syringe Holder 27201 Q
Adaptor, for injection of viscous fluid, for filling plastic syringe, package of 3
Plastic Syringe, 1 ml, for single use, package of 100
Syringe Holder, for plastic syringe, package of 3
Injection Cannula, LUER-Lock, outer diameter of syringe 1.3 mm, inner diameter 0.8 mm, working length 23 cm, package of 3
- 27200 SK **Injection Cannula**, short tip, for single use, LUER-Lock, tip outer diameter 1 mm, inner diameter 0.7 mm, working length 18 cm, package of 3
- 27200 SL **Injection Cannula**, for single use, LUER-Lock, tip outer diameter 1.3 mm, inner diameter 1.1 mm, working length 18 cm, package of 3
- 27200 SM **Same**, working length 15 cm, package of 3
- 27200 T **JOUSSEN Larynx Cannula**, curved, for single use, LUER-Lock, outer diameter of tip 0.6 mm, for collagen application, for use with High Pressure Syringe 771400 or Syringe 810002, package of 3

8-87₅

Please note:

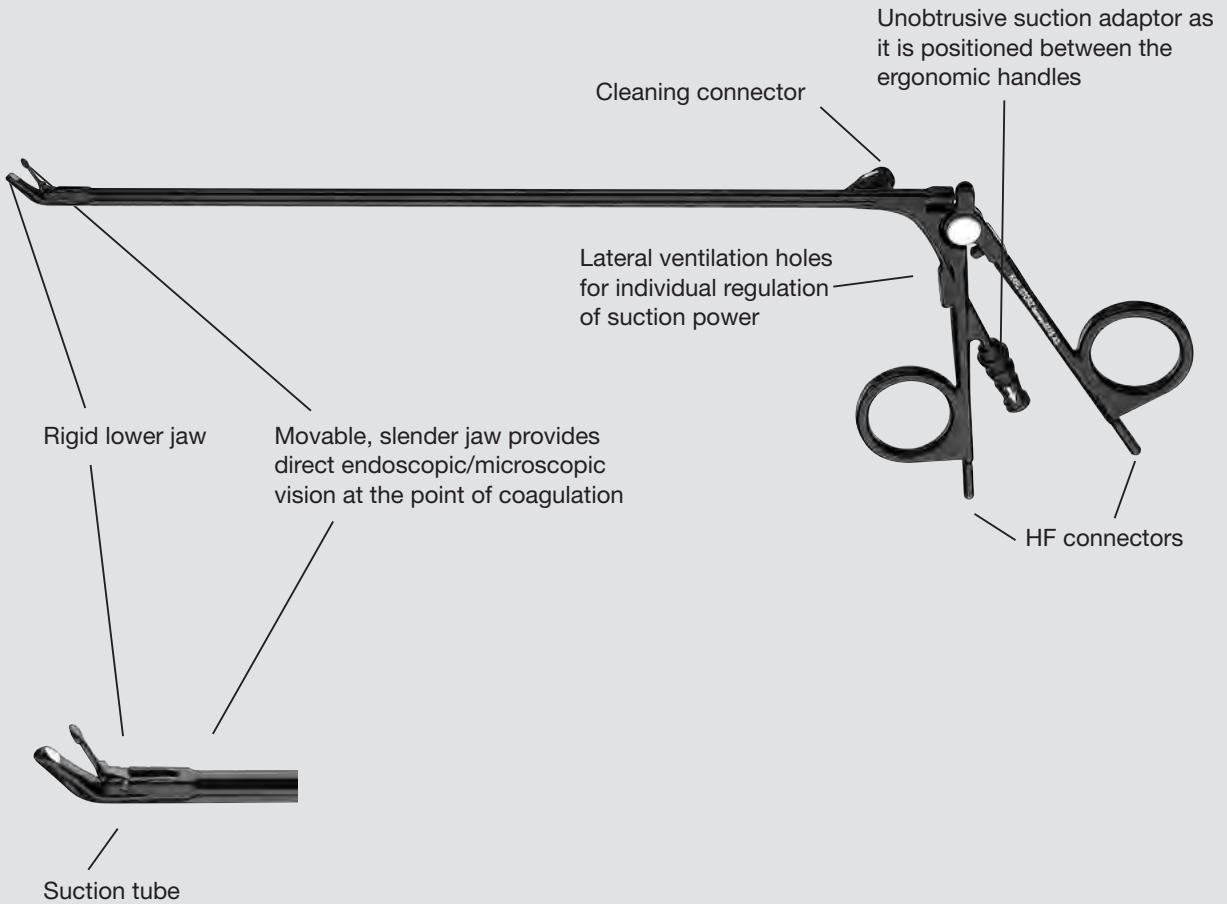
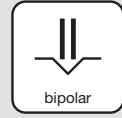
Collages are injected cool. If the material becomes warm it becomes rigid and can not be made liquid again by recooling.

Components/Spare Parts see chapter 16



Bipolar Forceps

Special Features:

- Bipolar coagulation
 - Insulated except for small coagulation area on the instrument tip
 - Single action jaws
 - Distance between cautery poles may be varied, enabling punctual and extensive coagulation
 - With and without suction
- Special design of the movable jaw provides direct endoscopic/microscopic vision at the point of coagulation
 - Slim design enables good availability of previously hard to reach regions for cauterization



Bipolar Forceps




8615 A



8615 A

Bipolar Forceps, jaws 45° upturned, for bipolar coagulation in larynx, working length 23 cm, for use with Bipolar High Frequency Cords 847002 E or 847002 A/M/V/U



8615 AS



8615 AS

Bipolar Suction Forceps, jaws 45° upturned, with suction channel, for bipolar coagulation in larynx, working length 23 cm, for use with Bipolar High Frequency Cords 847002 E or 847002 A/M/V/U

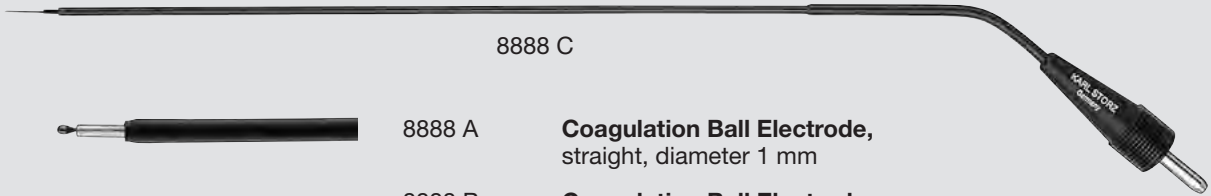
1-08

Bipolar High Frequency Cords see chapter 8, page 418

Accessories

for High Frequency Surgical Units

Working length 23 cm



8888 C



8888 A

Coagulation Ball Electrode,
straight, diameter 1 mm

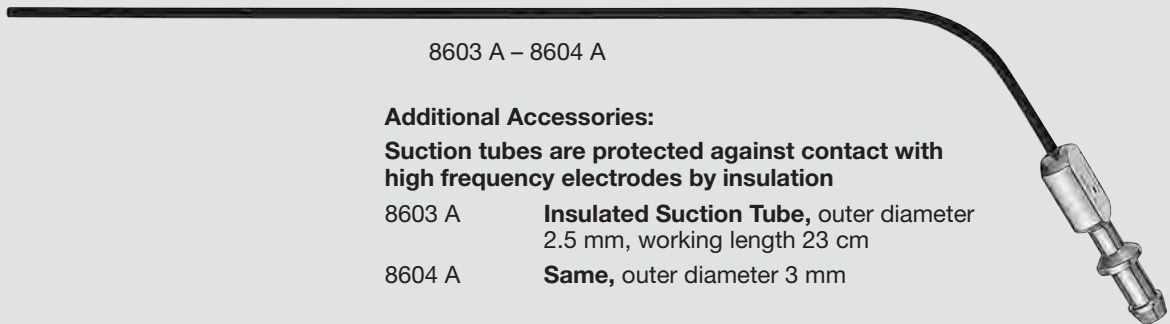
8888 B

Coagulation Ball Electrode,
straight, diameter 2 mm



8888 C

Cutting Electrode, straight, diameter 0.45 mm



8603 A – 8604 A

Additional Accessories:

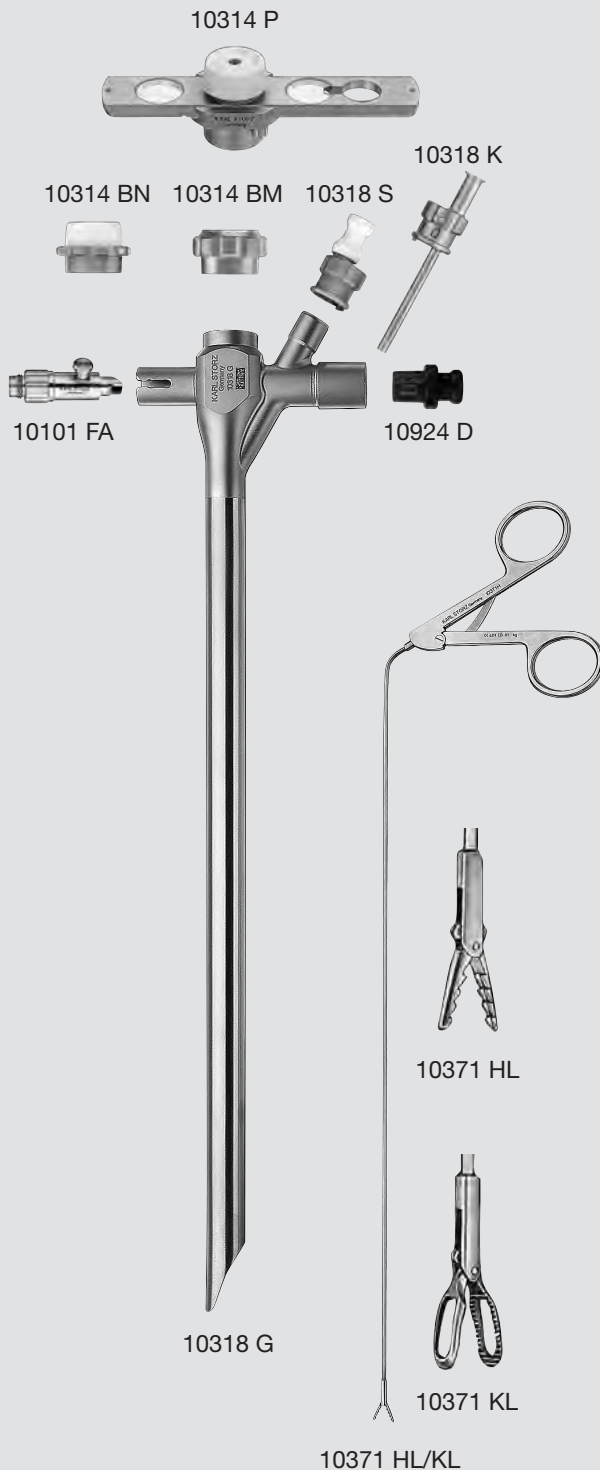
Suction tubes are protected against contact with high frequency electrodes by insulation

8603 A **Insulated Suction Tube,** outer diameter 2.5 mm, working length 23 cm

8604 A **Same,** outer diameter 3 mm

Electrode Handle 26 5200 43 and 26 5200 46 see chapter 8, page 414
Unipolar and bipolar high frequency cords see chapter 8, page 416

Full Lumen Operating Tracheoscope



Special Features:

- Absence of distal light carrier does not restrict inner diameter
- Prismatic light deflector which is inserted proximally ensures best illumination and enables full use of lumen through operation instruments
- Excellent view of operation area
- Round inner diameter enables bronchial bougies from 30 to 37 Fr. to be introduced
- Suitable for the application of bronchial stents

- 10318 G **Full Lumen Operating Tracheoscope**, size 14 mm, length 33 cm
- 10101 FA **Prismatic Light Deflector**, autoclavable, with connection to fiber optic light cable
- 10314 BM **Glass Window Plug**
- 10314 BN **Rubber Telescope Guide**
- 10314 P **FLUVOG Adaptor**, with observation window, cap with rubber seal and with window, adjustable
- 10318 K **Injection Cannula**, for positive pressure assisted ventilation system, LUER-Lock, outer diameter 3.5 mm
- 10318 S **Instrument Guide**, for suction catheter
- 10924 D **Adaptor**, for respirator
- 10371 HL **Forceps**, alligator, for hard foreign bodies, double action jaws, sheath diameter 2 mm, working length 45 cm
- 10371 KL **Forceps**, for peanuts and soft foreign bodies, double action jaws, sheath diameter 2 mm, working length 45 cm

Polyflex self-expanding silicon stents with polyester netting for maintaining air passage patency in cases of central airway stenosis and for bridging tracheo-oesophageal fistulus can be obtained from:

Willy Rüsç AG, P. O. Box 1180, D-72385 Kernen, Germany

For more forceps please see chapter 11-12, ESOPHAGOSCOPY – BRONCHOSCOPY

Dilation Tracheoscopes

GRONINGEN Model

Some tracheal stenoses can be treated endoscopically. An intubation laryngoscope, a dilation tracheoscope, telescope and suction tubes are required for this procedure.

The tracheoscope is available with a diameter of 8 mm or 12 mm. The size of the instrument is determined by the size of the larynx and the healthy portion of the trachea. There are numerous tiny openings in the distal end of the instrument which enable air to come through the middle of the stenosis. The proximal end of the instrument is designed in such a way that customary ventilation tubes and a telescope (30 cm) can be connected.

The intervention is carried out under general anesthesia. Following the administration of the anesthesia and with ventilation taking place via the anesthesia mask, the dilation tracheoscope is introduced under endoscopic control. The stenosis is visible through the vocal cords. The design of the tip which can be advanced forward

through the stenosis ensures that the ventilation is maintained during this process. The conical construction of the tip enables the instrument to be advanced carefully up to the wider section of the tracheoscope, whereby the tracheoscope remains in place 5-10 minutes. The intervention is then completed.

Fig. 1 corresponds to the view through the telescope and shows the proximal part of the tracheal stenosis. The vocal cords are at the front of the picture. In Fig. 2 the stenosis can be seen in detail. Fig. 3 shows the stenosis following the dilation; Fig. 4 the healthy, distal trachea.

The constellation of instruments is suitable for treating most medium-sized stenoses (Myer-Corton 2nd degree). The intervention can be repeated after 6-24 months without difficulty.

F. G. DIKKERS, M.D., Groningen, The Netherlands



Fig. 1

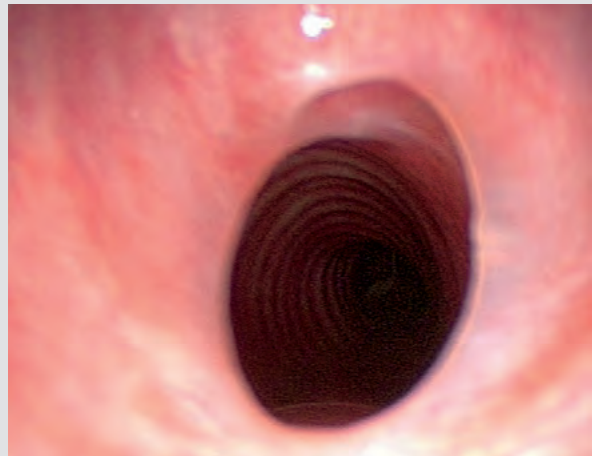


Fig. 2

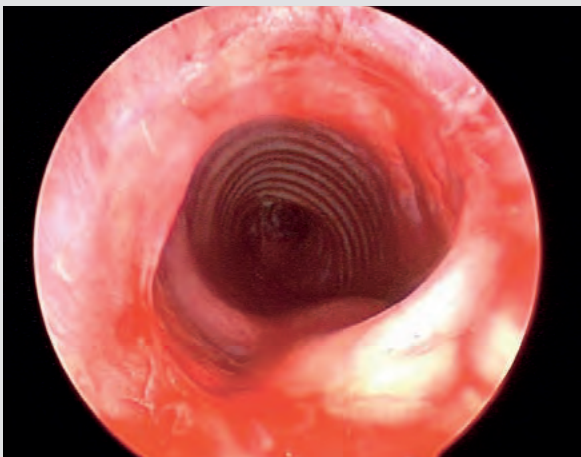


Fig. 3

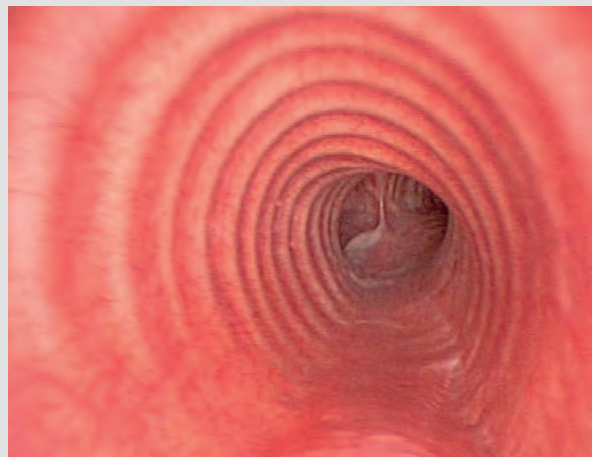



Fig. 4

Dilation Tracheoscopes

GRONINGEN Model



Optical Dilation Tracheoscope, GRONINGEN model, rigid, with distance markings, for dilation for stenosis and tumors in the upper trachea, distal tapered with lateral ventilation holes, proximal with attachment for oxygen, outer diameter 12 mm, length 30 cm, for use with HOPKINS® II Telescopes 10005 AA and BA, Prismatic Light Deflector 10101 FA, Adaptor for Respirator 10316 LR and adjustable FLUVOG attachment, with window and Rubber Seal 10314 P

Same, outer diameter 8 mm

Optical Intubation Tracheoscope, GRONINGEN model

including:

Sheath, for insertion of endotracheal tubes under optical control, proximal with LUER-Lock and distal with lateral holes for anesthetic gases, outer diameter 5.5 mm, length 30 cm, for use with HOPKINS® II Telescopes 10005 AA and BA

Distance Ring, with fixation screw for length adjustment of the endotracheal tubes

10005 AA HOPKINS® II Straight Forward Telescope 0°, enlarged view, diameter 4 mm, length 30 cm, autoclavable, fiber optic light transmission incorporated, color code: green

10005 BA HOPKINS® II Forward-Oblique Telescope 30°, enlarged view, diameter 4 mm, length 30 cm, autoclavable, fiber optic light transmission incorporated, color code: red

10314 P FLUVOG Adaptor, with observation window, cap with rubber seal and with window, adjustable

10316 LR Adaptor, for respirator

10101 FA Prismatic Light Deflector, autoclavable, with connection to fiber optic light cable

10337 R/S

10337 T

11-031

Components/Spare Parts see chapter 16



**ESOPHAGOSCOPY
DIVERTICULOSCOPY**

CMOS Video Esopharyngoscope for adults, without working channel,
working length 75 cm, diameter 3,7 mm

Special Features:

- Possibility of inversion up to 200°
- A cm-scale with special markings for every 5 and 10 cm – can be read as distance between the optical window to the vestibule of the nose
- Every 10 cm the distance from the optical window is visible as a figure beside the marking, e. g. 30 cm = 3; 50 cm = 5 or 70 cm = 7. This means that the height and caudal-cranial extent of a pathological process can be determined with an accuracy of up to less than 1 cm in the esophagus. This procedure is suitable for measuring extensive alterations.
- When the distal end is curved backwards by 200°, a 2.5 mm-scale is visible in the optical window on the sheath. The cm-scale is positioned in inversion beside the pathological process. The extension is read and recorded with the video-endoscope. It allows measuring the length of a change in the esophagus with an accuracy up to ± 1 mm, whilst eliminating the parallax error. This procedure is suitable for measuring smaller processes outside the sphincter regions.
- The possibility of long-term endoscopy is comparable to pH-metry or impedancometry.

Fields of application

- Laryngopharynx
- Upper Esophageal Sphincter (UES)
- Cardia or Lower Esophageal Sphincter (LES)

Applications

- Stress endoscopy
- Polysomnography
- Tracheobronchoscopy
- Combined endoscopy

Handling

The video esopharyngoscope is introduced transnasally. It is inserted into the pharynx under visual control. During this maneuver the functions of breathing, speaking, singing, coughing, swallowing water, liquid and solid food, etc. can be examined in the nose, rhinopharynx, velopharynx, oropharynx and larynx or laryngopharynx. This endoscopic procedure can be performed on adults without any medication. Administering decongestant nose drops with the addition of a few drops of e. g. oxybuprocaine (Novosine) is only advisable in the case of allergic patients and children on account of increased sensitivity or the narrower nasal passage.

To aid passage through the upper esophageal sphincter, the patient is given a glass of plain water (non-carbonated) and a straw. Once the optical window of the video esopharyngoscope is positioned above the postcricoid region, the endoscope passes the upper sphincter after the first sip of water. This takes advantage of the physiological hypesthesia which occurs through the act of swallowing. The patient virtually drinks the endoscope. With the help of the patient, the optical window reaches the lower esophageal sphincter. Drinking plain water enables the endoscope to pass through the cardia. Stomach gas, the stomach's contents and the stomach wall can then be visualized via mucosal relief.

Field of application

Stress endoscopy

Following the transnasal introduction of the endoscope into the esophagus, the functions of the stomach, esophagus, pharynx and larynx can be simultaneously recorded with an ECG under the same conditions as a stress electrocardiogram. As the symptoms for cardiac disorders and gastric reflux are similar, differential diagnosis is important in this case. Respiration and reflux disorders in the esophagus, pharynx and larynx or resulting electrocardiographic changes are documented during an exercise stress test.

Polysomnography (sleep endoscopy in conjunction with polysomnography)

Similar to stress endoscopy, a new diagnostic sleep endoscopy has been developed which combines polysomnography with somnography (sleep endoscopy) on-line. The video esopharyngoscope is introduced as described above. In the sleep laboratory, the mechanisms of obstruction in the velopharynx, oropharynx and larynx regions that are observed and recorded during sleep endoscopy can be correlated on-line with polysomnographic data. This shows that there is a direct correlation between causes recorded by means of sleep registration and polysomnographic findings. Consequently, the significance of laryngeal obstruction mechanisms, which are responsible for 22% of all snoring and OSAHS problems, could be established. For the first time, a pretherapeutic diagnostic technique allows a prognosis on a postoperative outcome. This offers the possibility of objective quality control of the performed therapy during post-therapeutic follow-up.

A C-PAP or B-PAP machine is set up or adjusted under polysomnographic control. This ensures that OSAHS patients receive a higher standard of treatment.

Tracheobronchoscopy

Out-patient tracheobronchoscopy can be performed on patients (including children) in a sitting position. Following administration of decongestant nose drops and nasal decongestion, e.g. 2% oxybuprocaine is inhaled deeply through an atomizer. This maneuver is repeated every 2 minutes. One waits for about 4 minutes until the patient confirms anesthesia. The video esophagoscope is advanced to the vocal cord level and oxybuprocaine is applied as drops to the tracheal mucosa. It is then possible to advance to the tracheobronchial tree.

Combined endoscopy (Functional analysis under visual control)

Using a Steri-Strip (6 × 50 mm = half-length (3M)), a Sleuth catheter (impedancometry) and a pH meter probe or manometer probe, for example, are placed in parallel (piggyback) on the video esopharyngoscope and mounted on the side of the fiberscope with cm-markings (up to 70 cm). The tip of the catheter or the probe must be visible in the optical window even when the endoscope is deflected. Following nasal decongestion, the piggyback system is inserted into the side of the nose which offers the most space for maneuver. After reaching the pharynx, the system passes the upper sphincter as described above. The plaster should not be wrapped around the instruments more than twice (max. 50 mm = half-length) so that it comes off easily in the stomach. Gentle counter-rotation of both piggyback components enables this fixation to be detached more quickly in the stomach.

Benefits of combined endoscopy:

- Introduction of probe or catheter under visual control, i.e. without gagging and without accidentally entering the larynx or the trachea
- Visualization of sensor position (sensor of the pH probe in the gaseous space of the stomach with correct pH values, but false interpretation)
- Visualization of the sensor or catheter position (i. e. kinked catheter in the esophagus)
- Prevention of blind measuring and, consequently, false interpretations via visualization and measurements

This new endoscopic technique offers improved functional diagnostics which is now performed under visualization in contrast to previous blind introduction. This opens up new dimensions and several possibilities for understanding mechanisms and pathomechanisms, for preventive medicine, and to develop more specific therapy plans.

A patient's case history and food diary (when, what, where, how long) – which records the type, time of day, and duration of food and drink consumption as well as any complaints – helps shorten the time required to perform medical examinations. Indications are also provided for, i. e. impedance measurement combined with pH-metry and/or simultaneous endoscopic long-term functional analysis. A more specific diagnosis can prevent the indiscriminate use of antacids and similar medications.

*Prof. Dr. I. F. HERRMANN,
Düsseldorf, Germany*

HERRMANN CMOS Video ^{NEW} Esopharyngoscope

for Functional Diagnostics in Otorhinolaryngology

STORZ
KARL STORZ — ENDOSKOPE

The **CMOS video esopharyngoscope** features a compact and mobile solution thanks to its integrated light source and camera control unit.

Combined with the lightweight Monitor 8402 ZX and our KARL STORZ C-HUB® System, the **CMOS video**

esophagoscope provides a convenient and fast solution for the doctor's office, house calls or consultation purposes.

Special Features:


- Convenience thanks to all-in-one solution – the lightweight monitor combined with the CMOS video esopharyngoscope offer quick installation and great flexibility
- CMOS chip technology for good image quality
- Optimal field of view for excellent visualization of pathologies
- Large angle of view for optimal orientation
- Integrated LED light source for optimal illumination
- Replay of recorded video sequences and images via monitor
- Can be combined with the KARL STORZ C-HUB® system
- Sensitive yet robust control through ergonomic handle
- Waterproof, fully immersible for cleaning and disinfection
- Sterilizable via EtO gas, Sterrad® 100S, Sterrad® NX and Steris® System 1/System 1E



HERRMANN CMOS Video ^{NEW} Esopharyngoscope

for Functional Diagnostics in Otorhinolaryngology

STORZ
KARL STORZ — ENDOSKOPE



13304 CS



8402 ZX

13304 CSK CMOS Video Esopharyngoscope KIT,

for use with Monitor 8402 ZX

Direction of view: 0°
Angle of view: 85°
Working length: 75 cm
Outer diameter: 3.7 mm
Deflection up/down: 210°/140°

Following accessories included:

13304 CS **CMOS Video Esopharyngoscope**
13242 XL **Leakage Tester**, with bulb and manometer
11025 E **Pressure Compensation Cap**, for ventilation during gas sterilization
27677 FV **Case**

13304 CSM CMOS Video Esopharyngoscope with Monitor

Direction of view: 0°
Angle of view: 85°
Working length: 75 cm
Outer diameter: 3.7 mm
Deflection up/down: 210°/140°

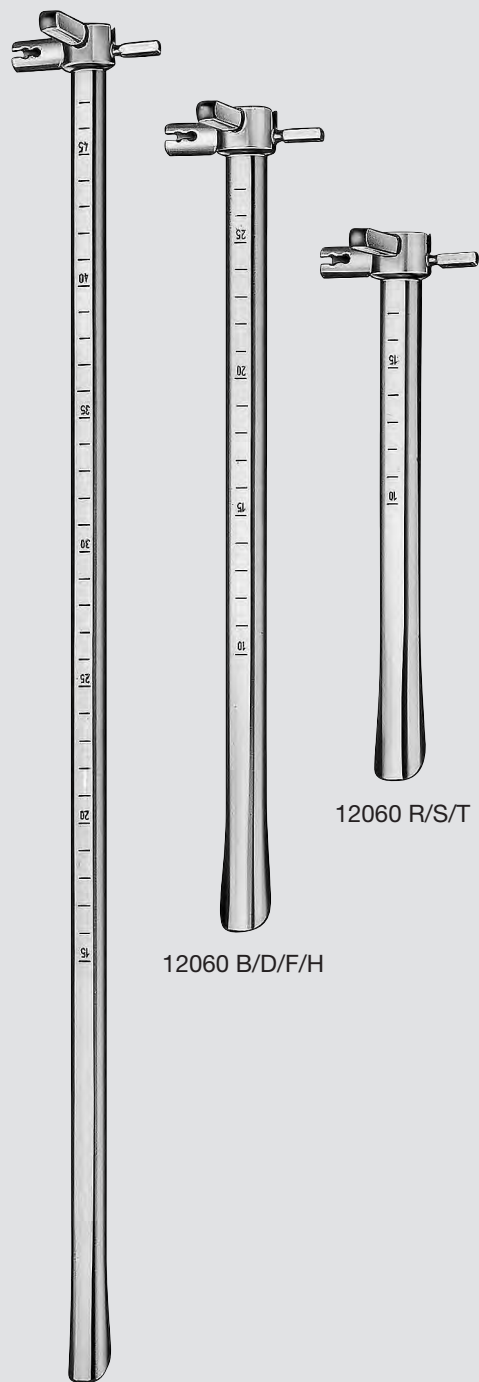
Following accessories included:

13304 CSK **CMOS Video Esopharyngoscope KIT**
8402 ZX **Monitor for CMOS endoscopes**

ROBERTS-JESBERG Esophagoscopes and Hypopharyngoscopes

for Distal and Proximal Illumination

STORZ
KARL STORZ — ENDOSKOPE



12060 A/C/E

12060 B/D/F/H

12060 R/S/T

Size 12 x 16

- 12060 AX ROBERTS-JESBERG **Esophagoscope**, oval, size 12 x 16, length 55 cm
- 12060 A **Same**, length 50 cm
- 12060 AW **Same**, length 45 cm
- 12060 AV **Same**, length 40 cm
- 12060 AU **Same**, length 35 cm
- 12060 B **Same**, length 30 cm

Size 10 x 14

- 12060 C ROBERTS-JESBERG **Esophagoscope**, oval, size 10 x 14 mm, length 50 cm
- 12060 CV **Same**, length 40 cm
- 12060 D **Same**, length 30 cm

Size 8 x 12

- 12060 E ROBERTS-JESBERG **Esophagoscope**, oval, size 8 x 12, length 50 cm
- 12060 EV **Same**, length 40 cm
- 12060 F **Same**, length 30 cm

Size 7 x 9

- 12060 H ROBERTS-JESBERG **Esophagoscope**, oval, size 7 x 9, length 30 cm

Hypopharyngoscopes, length 20 cm

- 12060 R ROBERTS-JESBERG **Hypopharyngoscope**, oval, size 12 x 16, length 20 cm
- 12060 S **Same**, size 10 x 14
- 12060 T **Same**, size 8 x 12



10101 FA

For proximal illumination

10101 FA **Prismatic Light Deflector, autoclavable,**
 with connection to fiber optic light cable

12061 A – C



For distal illumination

12061 A **Fiber Optic Light Carrier,** for use with
 esophoscopes, length 50 cm

12061 AX **Same,** for use with esophoscopes,
 length 55 cm

12061 AW **Same,** for use with esophoscopes,
 length 45 cm


12061 AV **Same,** for use with esophoscopes,
 length 40 cm

12061 AU **Same,** for use with esophoscopes,
 length 35 cm

12061 B **Same,** for use with esophoscopes,
 length 30 cm

12061 C **Fiber Optic Light Carrier,** for use with
 hypopharyngoscopes, length 20 cm

12062 A – C



Additional Accessories:

12062 A **Insertable Suction Tube,** for use with
 esophoscopes, outer diameter 2 mm,
 length 50 cm

12062 AX **Same,** for use with esophoscopes,
 length 55 cm

12062 B **Same,** for use with esophoscopes,
 length 30 cm

12062 C **Insertable Suction Tube,** for use with
 hypopharyngoscopes, outer diameter 2 mm,
 length 20 cm

10338 TA **Adjustable Magnifier, autoclavable,** swing-
 away type, with plug connection

12070 **Handle,** for esophoscopes



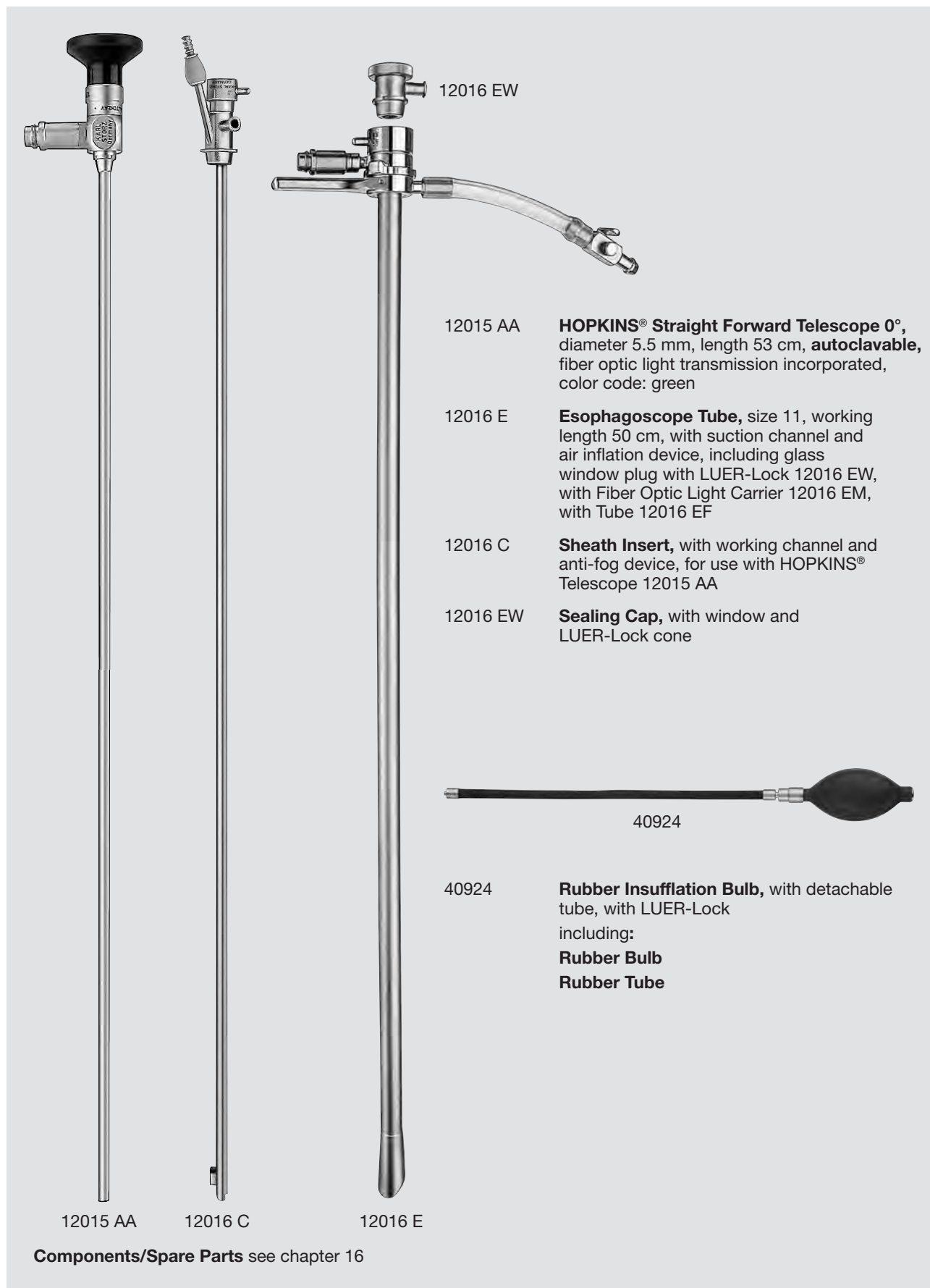
10338 TA



12070

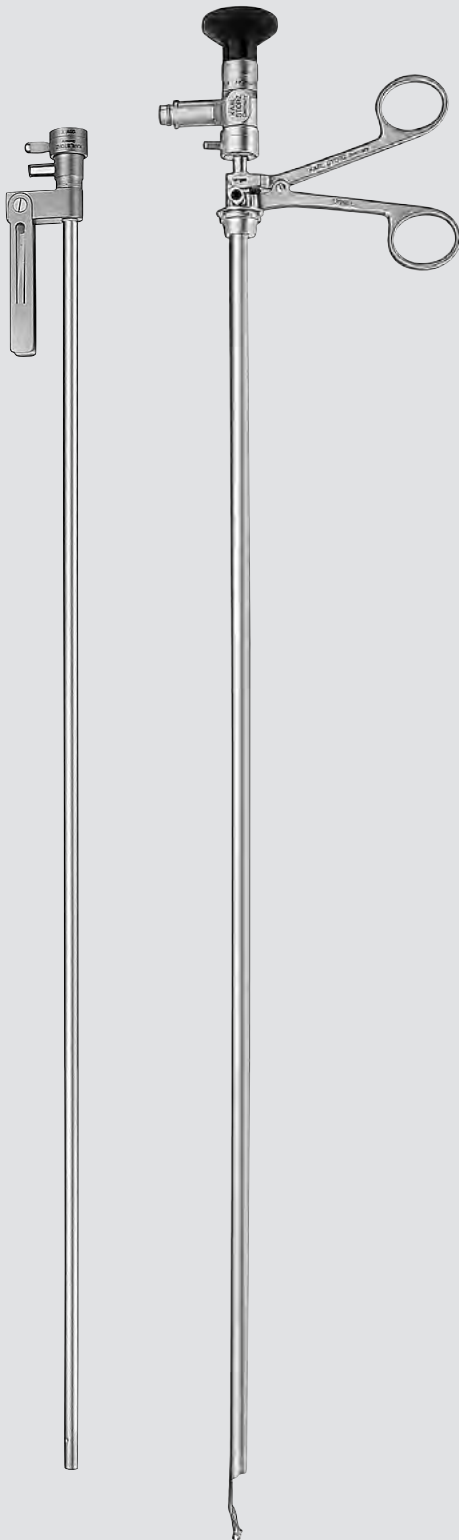
Optical Esophagoscope

with Suction Channel and Air Inflation Device



Optical Forceps and Injection Needle

12015 AA



Instruments for use with HOPKINS® Telescope 12015 AA

- 12016 K **Optical Peanut Forceps**, for large chunks of meat and soft foreign bodies
- 12016 L **Optical Forceps**, spoon-shaped, round, for biopsy
- 12016 M **Optical Forceps**, alligator, large jaws, for hard foreign bodies
- 12016 N **Optical Forceps**, universal, for biopsy, for foreign bodies and removal of denatured tissue
- 12016 X **Telescope Guide**, for use with Esophagoscopes 12060 A/C/E, length 50 cm and HOPKINS® Telescope 12015 AA

12016 X

12016 L

12016 K

12016 L

12016 M

12016 N

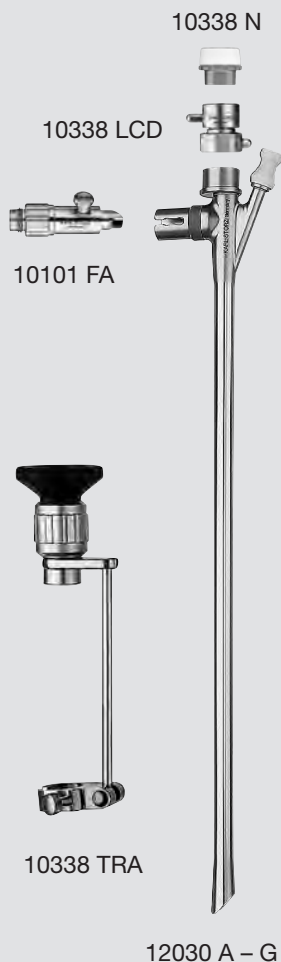
11-981

Pediatric Esophagoscopes

with Proximal Illumination

Special Features:

- Absence of distal light carrier does not restrict inner diameter
- Prismatic Light Deflector 10101 FA inserted proximally ensures best illumination and enables full use of lumen through operating instruments
- Excellent view of operation area
- Lateral channel for introduction of instruments and catheters



- 12030 A **Esophagoscope Tube**, size 6, length 30 cm
- 12030 B **Same**, size 5
- 12030 C **Same**, size 4
- 12030 F **Esophagoscope Tube**, size 3.5 mm, length 18.5 cm
- 12030 G **Same**, size 3
- 10101 FA **Prismatic Light Deflector**, autoclavable, with connection to fiber optic light cable
- 10338 TRA **Adjustable Magnifier**, autoclavable, swing-away type, with ring adaption
- 10338 N **Rubber Telescope Guide**, for use with telescopes and optical forceps
- 10338 LCD **Telescope Bridge**, for fixed position between bronchoscope and telescope

For use through lateral working channel of esophagoscopes, lengths 30 and 18.5 cm, under control of HOPKINS® Telescopes 10324 AA, 10020 ATA and 10018 AA:

- 10338 U **Forceps**, alligator, spoon-shaped, single action jaws, semiflexible, sheath diameter 1 mm, with cleaning connector, working length 35 cm
- 10338 X **Forceps**, spoon-shaped, for biopsy, single action jaws, semiflexible, width of jaws 1.2 mm, sheath diameter 1 mm, with cleaning connector, working length 35 cm
- 10468 B **Suction Catheter**, 7.5 Fr., with Adaptor 10479 B
- 10468 B **Suction Catheter**, 7.5 Fr., with Adaptor 10479 B
- 10468 D **Suction Catheter**, 4.5 Fr., with Adaptor 10479 F

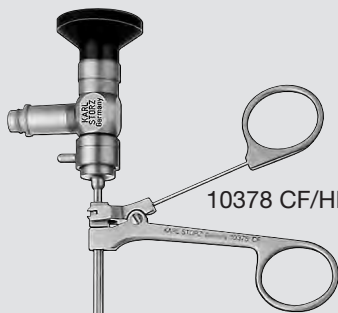
Optical Forceps and Scissors

for Pediatric Esophagoscopes, size 6 – 3.5, length 30 cm – 18.5 cm

Special Features:

- Newly designed forceps for hard and soft foreign bodies enable removal under precise optical control not previously possible
- Small size of forceps allows them to be introduced through pediatric esophagoscopes as of size 3.5 cm and in lengths 30 or 18.5 cm
- Foreign bodies can be removed quickly and with utmost safety
- Better assessment of the depth of cut when taking biopsies

10324 AA



10378 CF/HF/KF/KSF

10324 AA



10378 L/S/U/M

For use with Esophagoscopes 12030 A/B/C/F

- 10324 AA **HOPKINS® Straight Forward Telescope 0°**, diameter 2.9 mm, length 36 cm, **autoclavable**, fiber optic light transmission incorporated, color code: green
- 10378 CF **Optical Forceps**, 2 x 2 teeth, for grasping coins and flat foreign bodies, with spring-action handle
- 10378 HF **Optical Forceps**, alligator, for grasping hard foreign bodies, with spring-action handle
- 10378 KF **Optical Forceps**, with KILLIAN bean jaws, for grasping peanuts and soft foreign bodies, with spring-action handle
- NEW** 10378 KSF **Optical Forceps**, VANCOUVER model, for grasping peanut fragments and soft foreign bodies, with spring-action handle
- 10378 L **Optical Forceps**, spoon-shaped, for biopsy
- 10378 S **Optical Scissors**
- 10378 U **Optical Forceps**, universal, for biopsy and foreign bodies removal
- 10378 M **Optical Forceps**, spoon-shaped, oval, for biopsy, large model



10378 CF

10378 HF

10378 KF

10378 KSF

10378 L

10378 S

10378 U


10378 M

Optical Forceps

for Pediatric Esophagoscopes, size 3.5, length 18.5 cm

Special Features:

- Newly designed forceps for hard and soft foreign bodies enable removal under precise optical control not previously possible
- Foreign bodies can be removed quickly and with utmost safety
- Better assessment of the depth of cut when taking biopsies



For use with Esophagoscope 12030 F

- 10020 ATA **HOPKINS® Straight Forward Telescope 0°**, diameter 2.9 mm, length 30 cm, **autoclavable**, fiber optic light transmission incorporated, color code: green
- 10377 CF **Optical Forceps**, 2 x 2 teeth, for grasping coins and flat foreign bodies, with spring-action handle
- 10377 HF **Optical Forceps**, alligator, for grasping hard foreign bodies, with spring-action handle
- 10377 KF **Optical Forceps**, with KILLIAN bean jaws, for grasping peanuts and soft foreign bodies, with spring-action handle
- 10377 L **Optical Forceps**, spoon-shaped, for biopsy
- 10377 U **Optical Forceps**, universal, for biopsy and foreign bodies removal



10377 CF

10377 HF

10377 KF

10377 L

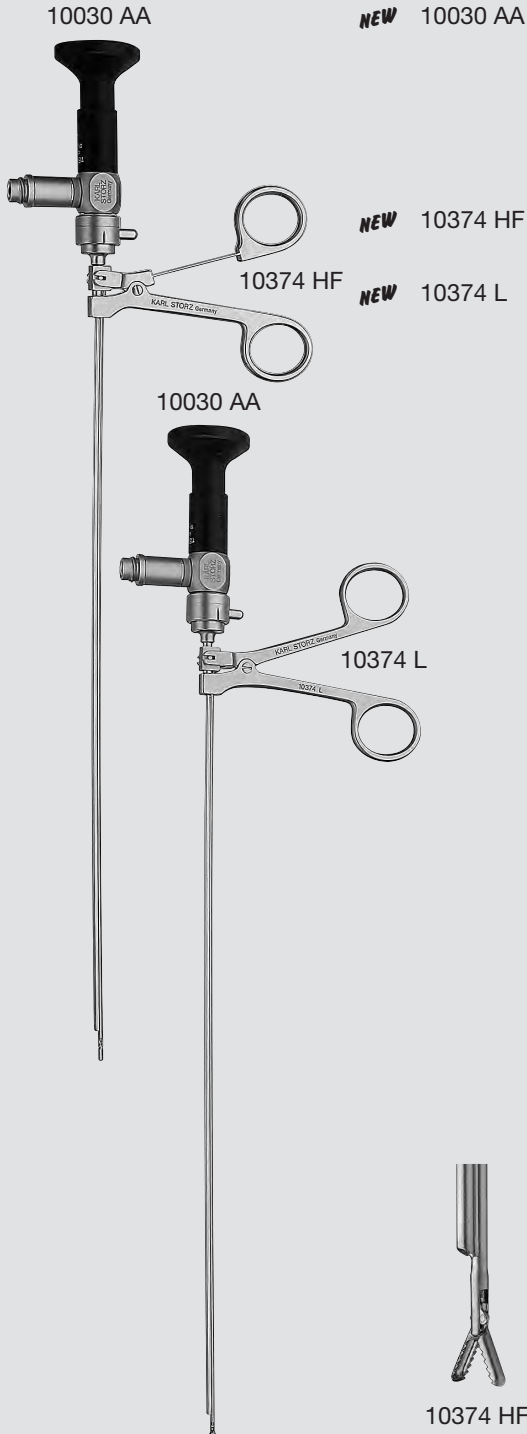
10377 U

Optical Forceps ^{NEW}

for Pediatric Esophagoscopes, size 3.5 – 3, length 18.5 cm

Special Features:

- Small size of forceps allows them to be introduced through pediatric bronchoscopes as of size 3 and a length of 18.5 cm
- Foreign bodies can be removed quickly and with utmost safety
- Better assessment of the depth of cut when taking biopsies



NEW 10030 AA

Miniature Straight Forward Telescope 0°, semirigid, autoclavable, fiber optic light transmission incorporated

Direction of view: 0°
 Angle of view: 90°
 Working length: 30.6 cm
 Outer diameter: 1.3 mm
 Color code: green

NEW 10374 HF

Optical Forceps, with alligator jaws, for grasping hard foreign bodies, with spring-action handle

NEW 10374 L

Optical Forceps, spoon-shaped, for biopsy



10374 HF

10374 L

Forceps and Scissors for Esophagoscopy

single action jaws

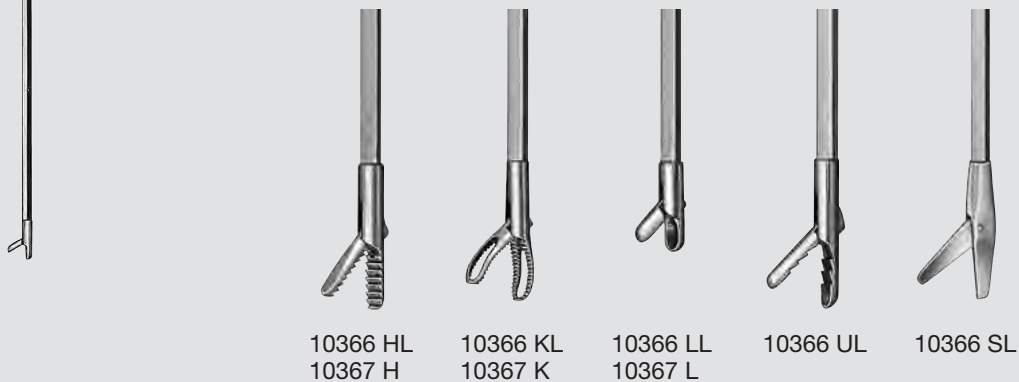


Sheath diameter 2.5 mm, working length 55 cm

- 10366 HL **Forceps**, alligator, for hard foreign bodies, single action jaws, sheath diameter 2.5 mm, working length 55 cm
- 10366 KL **Same**, for peanuts and soft foreign bodies
- 10366 LL **Same**, spoon-shaped, round, for biopsy
- 10366 UL **Same**, universal, for biopsy and foreign bodies removal
- 10366 SL **Scissors**, straight, for trituration of bone

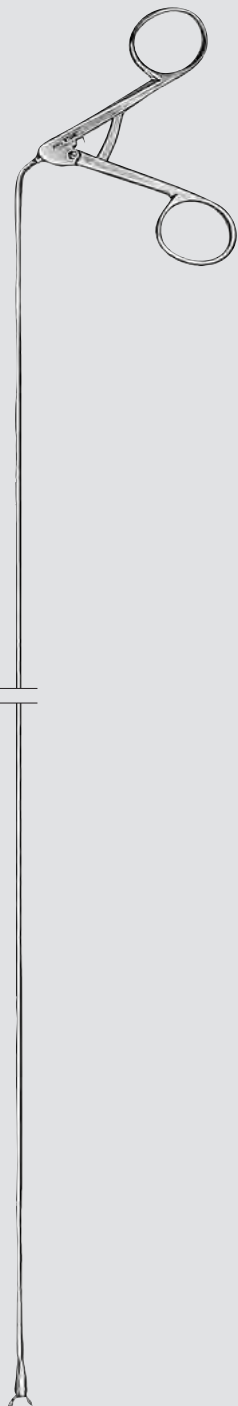
Sheath diameter 2.5 mm, working length 35 cm

- 10367 H **Forceps**, alligator, for hard foreign bodies, single action jaws, sheath diameter 2.5 mm, working length 35 cm
- 10367 K **Same**, for peanuts and soft foreign bodies
- 10367 L **Same**, spoon-shaped, round, for biopsy



Esophagoscopic Forceps

double action jaws



Sheath diameter 2.5 mm, working length 55 cm

- 10370 HL **Forceps**, alligator, for hard foreign bodies, double action jaws, sheath diameter 2.5 mm, working length 55 cm
- 10370 JL **Same**, pointed, serrated, for coins and flat foreign bodies
- 10370 KL **Same**, for peanuts and soft foreign bodies
- 10370 LL **Same**, spoon-shaped, round, for biopsy



10370 HL



10370 JL



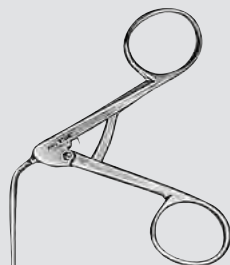
10370 KL



10370 LL

Esophagoscopic Forceps

double action jaws



Sheath diameter 2 mm, working length 45 cm

- 10371 HL **Forceps**, alligator, for hard foreign bodies, double action jaws, sheath diameter 2 mm, working length 45 cm
- 10371 KL **Same**, for peanuts and soft foreign bodies
- 10371 LL **Same**, spoon-shaped, round, for biopsy
- 10371 UL **Same**, universal, for biopsy and foreign bodies removal

Sheath diameter 2 mm, working length 35 cm

- 10371 H **Forceps**, alligator, for hard foreign bodies, double action jaws, sheath diameter 2 mm, working length 35 cm
- 10371 J **Same**, pointed, serrated, for coins and flat foreign bodies
- 10371 K **Same**, for peanuts and soft foreign bodies
- 10371 L **Same**, spoon-shaped, round, for biopsy
- 10371 P **Same**, spoon-shaped, oval, fenestrated, for biopsy and foreign bodies removal
- 10371 U **Same**, universal, for biopsy and foreign bodies removal



10371 HL
10371 H



10371 J



10371 KL
10371 K



10371 LL
10371 L



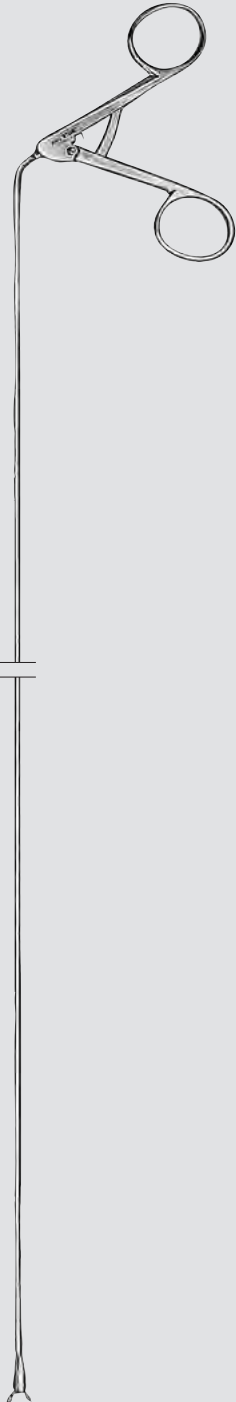
10371 P



10371 UL
10371 U

Esophagoscopic Forceps

double action jaws



Sheath diameter 1.5 mm, working length 35 cm

- 10372 HL **Forceps**, alligator, for hard foreign bodies, double action jaws, sheath diameter 1.5 mm, working length 35 cm
- 10372 JL **Same**, pointed, serrated, for coins and flat foreign bodies
- 10372 KL **Same**, for peanuts and soft foreign bodies
- 10372 LL **Same**, spoon-shaped, round, for biopsy
- 10372 UL **Same**, universal, for biopsy and foreign bodies removal

Sheath diameter 1.5 mm, working length 25 cm

- 10372 H **Forceps**, alligator, for hard foreign bodies, double action jaws, sheath diameter 1.5 mm, working length 25 cm
- 10372 K **Same**, for peanuts and soft foreign bodies



10372 HL
10372 H



10372 JL



10372 KL
10372 K



10372 LL



10372 UL

Accessories for Esophagoscopy

Suction Tubes, Cotton Carriers and Sponge Holders

10380 AK – CB

10383 AL – F

10381 AL – B

10382 AM – B

10390 BN – LN

10384 AL – B

10385 B

10387 AL – B

Accessories for Esophagoscopy

Suction Tubes, Cotton Carriers and Sponge Holders

Working length 60 cm

| | |
|----------|-------------------------------------|
| 10380 AX | Suction Tube , diameter 4 mm |
| 10384 AX | Cotton Carrier |

Working length 55 cm

| | |
|----------|---|
| 10380 AL | Suction Tube , diameter 4 mm |
| 10383 AL | Same , with cut-off hole |
| 10381 AL | Suction Tube , with rubber tip, straight, diameter 4 mm |
| 10390 LN | Coagulating Suction Tube , insulated, with connector pin for unipolar coagulation, diameter 4 mm |
| 10384 AL | Cotton Carrier |
| 10387 AL | Sponge Holder , with spring handle |

Working length 45 cm

| | |
|----------|--|
| 10380 AM | Suction Tube , diameter 4 mm |
| 10381 AM | Suction Tube , with rubber tip, straight, diameter 4 mm |
| 10381 BL | Same , diameter 2 mm |
| 10382 AM | Same , diameter 4 mm, curved |
| 10383 AM | Suction Tube , with cut-off hole, diameter 3 mm |

Working length 35 cm

| | |
|----------|---|
| 10380 CB | Suction Tube , diameter 2 mm |
| 10380 B | Same , diameter 3 mm |
| 10380 AK | Same , diameter 4 mm |
| 10383 B | Suction Tube , with cut-off hole, diameter 3 mm |
| 10383 BL | Same , diameter 5.5 mm |
| 10381 B | Suction Tube , with rubber tip, straight, diameter 2 mm, working length 35 cm |
| 10382 B | Same , curved |
| 10390 BN | Coagulation Suction Tube , insulated, with connector pin for unipolar coagulation, diameter 3 mm |
| 10384 B | Cotton Applicator |
| 10385 B | Sponge Holder |
| 10387 B | Sponge Holder , with spring handle |

Working length 30 cm

| | |
|----------|--|
| 10383 DD | Suction Tube , with cut-off hole, diameter 2 mm |
| 10383 F | Same , diameter 3 mm |

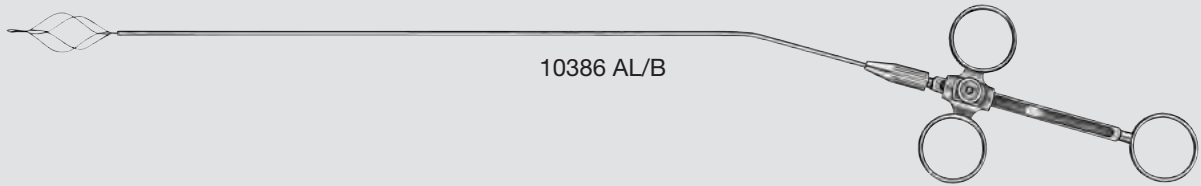
Working length 25 cm

| | |
|---------|-------------------------------------|
| 10380 C | Suction Tube , diameter 2 mm |
|---------|-------------------------------------|

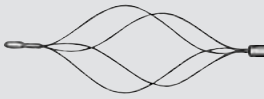
Components/Spare Parts see chapter 16

Accessories for Esophagoscopy

Foreign Body Baskets



10386 AL/B



10386 AL

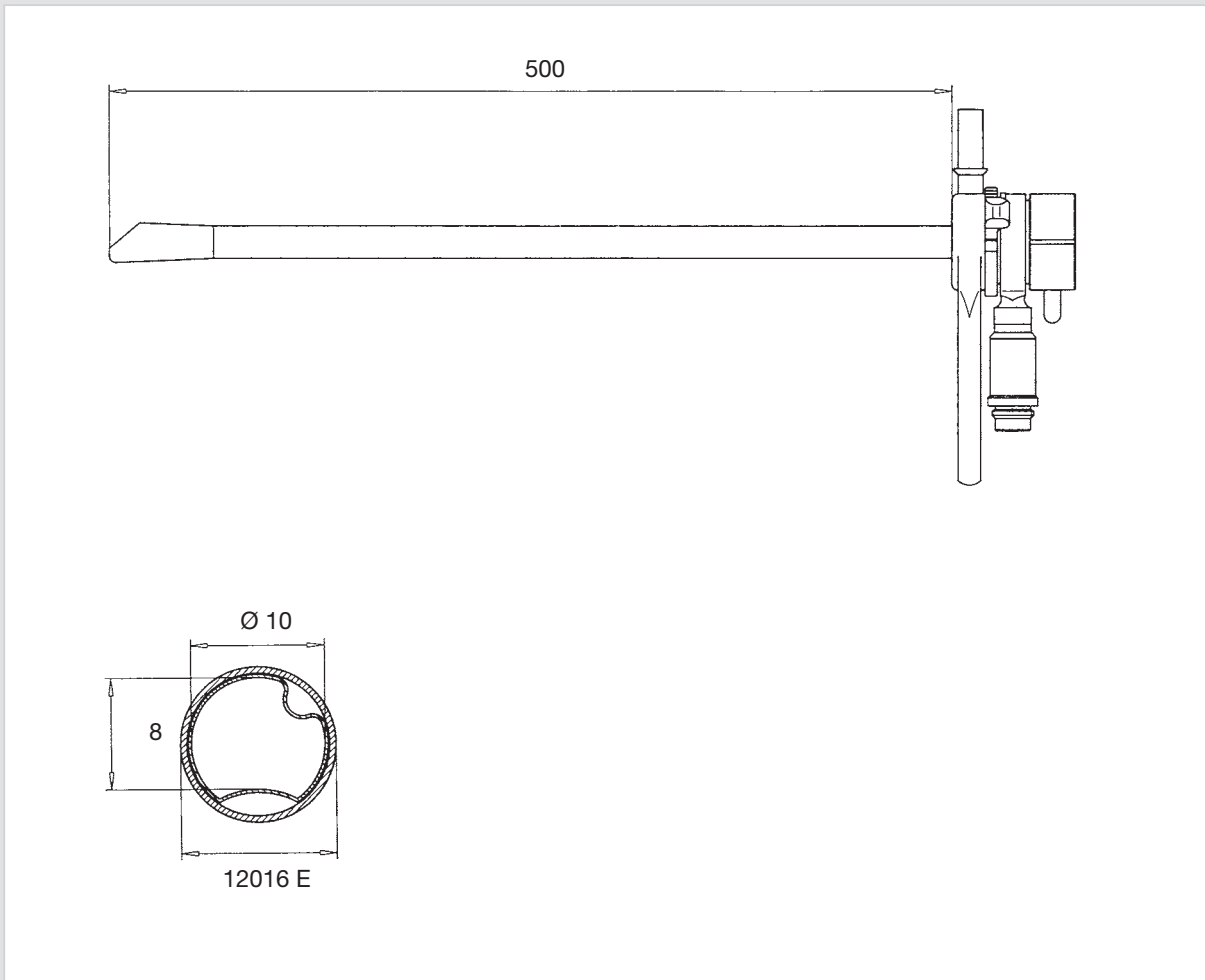
Foreign Body Basket, with ring handle,
working length 55 cm

10386 B

Same, working length 35 cm

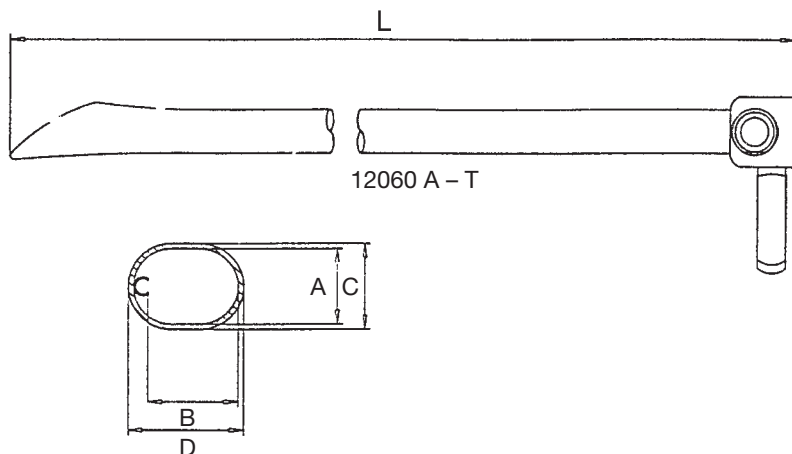
Components/Spare Parts see chapter 16

Dimensions of Esophagoscopes 12016 E



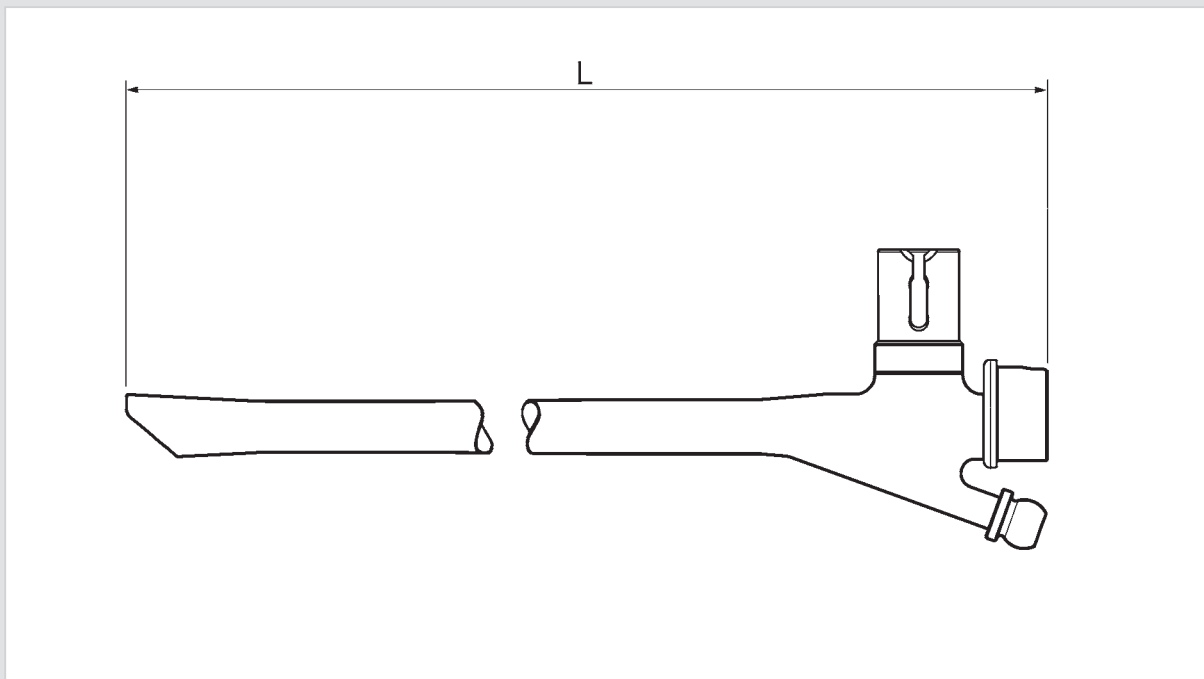
| Cat. No. | Working Length | Outer Diameter Size | Telescopes | Optical Forceps |
|----------|----------------|---------------------|------------|---|
| 12016 E | 50 cm | 11 | 12015 AA | 12016 K, 12016 L, 12016 M, 12016 N, with 12015 AA |

Dimensions of Esophagoscopes 12060



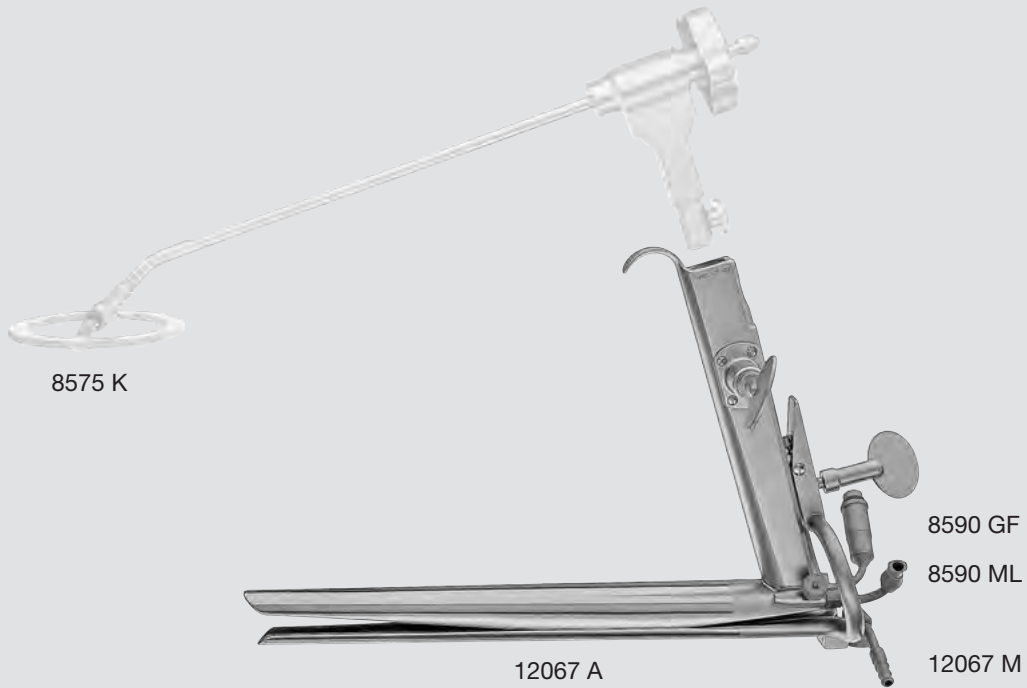
| Cat. No. | Total Length - L - | Inner Diameter Size - A x B - | Outer Diameter Size - C x D - | Telescopes | Optical Forceps |
|----------|-----------------------|----------------------------------|----------------------------------|-----------------------|---|
| 12060 A | 50 cm | 11 x 12 | 12 x 16 | 12015 AA with 12016 X | 12016 K, 12016 L, 12016 M, 12016 N, with 12015 AA |
| 12060 AU | 35 cm | 11 x 12 | 12 x 16 | 12015 AA | |
| 12060 AV | 40 cm | 11 x 12 | 12 x 16 | 12015 AA | |
| 12060 AW | 45 cm | 11 x 12 | 12 x 16 | 12015 AA | |
| 12060 AX | 55 cm | 11 x 12 | 12 x 16 | 12015 AA | - |
| 12060 B | 30 cm | 11 x 12 | 12 x 16 | 10324 AA | 10378 CF, 10378 HF, 10378 KF, 10378 KSF, 10378 L, 10378 U, 10378 S, with 10324 AA |
| 12060 C | 50 cm | 9 x 10 | 10 x 14 | 12015 AA with 12016 X | 12016 K, 12016 L, 12016 M, 12016 N, with 12015 AA |
| 12060 CV | 40 cm | 9 x 10 | 10 x 14 | 12015 AA | |
| 12060 CX | 55 cm | 9 x 10 | 10 x 14 | 12015 AA | - |
| 12060 D | 30 cm | 9 x 10 | 10 x 14 | 10324 AA | 10378 CF, 10378 HF, 10378 KF, 10378 KSF, 10378 L, 10378 U, 10378 S, with 10324 AA |
| 12060 E | 50 cm | 7 x 8 | 8 x 12 | 12015 AA with 12016 X | 12016 K, 12016 L, 12016 M, 12016 N, with 12015 AA |
| 12060 EV | 40 cm | 7 x 8 | 8 x 12 | 12015 AA | |
| 12060 F | 30 cm | 7 x 8 | 8 x 12 | 10324 AA | 10378 CF, 10378 HF, 10378 KF, 10378 KSF, 10378 L, 10378 U, 10378 S, with 10324 AA |
| 12060 H | 30 cm | 6 x 6 | 7 x 9 | 10324 AA | |
| 12060 R | 20 cm | 11 x 12 | 12 x 16 | 10324 AA | |
| 12060 S | 20 cm | 9 x 10 | 10 x 14 | 10324 AA | |
| 12060 T | 20 cm | 7 x 8 | 8 x 12 | 10324 AA | |

Dimensions of Esophagoscopes 12030

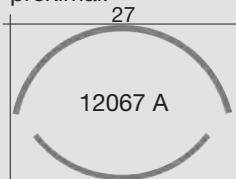


| Cat. No. | Size | Total Length - L - | Telescopes | Optical Forceps |
|----------|------|-----------------------|------------------------|--|
| 12030 A | 6 | 30 cm | 10324 AA | 10378 CF, 10378 HF, 10378 KF, 10378 KSF, 10378 L, 10378 U, 10378 M, 10378 S, with 10324 AA |
| 12030 B | 5 | 30 cm | 10324 AA | |
| 12030 C | 4 | 30 cm | 10324 AA | |
| 12030 F | 3.5 | 18.5 cm | 10020 ATA, 10018 AA | 10377 CF, 10377 HF, 10377 KF, 10377 L, 10377 U, with 10020 ATA |
| 12030 G | 3 | 18.5 cm | 10018 AA | 10374 HF, 10374 L with 10030 AA |

WEERDA Distending Diverticuloscope for CO₂ LASER Technique

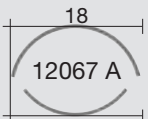


Outer dimensions in mm: 12067 A
proximal:



Spread: max. 40
min. 29

distal:



Spread: max. 65
min. 7

12067 A **WEERDA Distending Diverticuloscope**, length 24 cm,
with adaptor for Suction Tube 12067 M

Proximal size open: max. 40 x 27 mm
min. 29 x 27 mm

Distal size open: max. 65 x 18 mm
min. 7 x 18 mm

8590 GF **Fiber Optic Light Carrier**, for distal illumination,
working length 14 cm

8590 ML **Suction Tube**, to remove vapor, for LASER treatment,
outer diameter 3 mm

12067 M **Suction Tube**, to remove vapor, flat, size 6 x 3 mm

8575 K **Laryngoscope Holder and Chest Support**,
GÖTTINGEN model, with adjustment wheel
including:

Support Rod, movable, with metal ring, diameter 9 cm,
length 34 cm

or


8575 KC **BENJAMIN-PARSONS Laryngoscope Holder and Chest
Support**, GÖTTINGEN model, with adjustment wheel
including:

BENJAMIN-PARSONS Support Rod, movable, with metal ring,
diameter 12 cm and 2 lateral set screws, length 34 cm

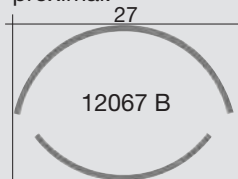
Components/Spare Parts see chapter 16

WEERDA Distending Diverticuloscope for Stapling Technique

For use with HOPKINS® II Straight Forward Telescope 10005 AA

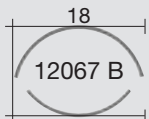


Outer dimensions in mm: 12067 B
proximal:



Spread: max. 40
min. 29

distal:



Spread: max. 65
min. 7

12067 B WEERDA **Distending Diverticuloscope**, length 24 cm,
without adaptor for Suction Tube 12067 M

Proximal size open: max. 40 x 27 mm
min. 29 x 27 mm

Distal size open: max. 65 x 18 mm
min. 7 x 18 mm

10005 AA **HOPKINS® II Straight Forward Telescope 0°**,
enlarged view, diameter 4 mm, length 30 cm,
autoclavable, fiber optic light transmission
incorporated,
color code: green

8590 GF **Fiber Optic Light Carrier**, for distal illumination,
working length 14 cm

8575 K **Laryngoscope Holder and Chest Support**,
GÖTTINGEN model, with adjustment wheel
including:

Support Rod, movable, with metal ring, diameter 9 cm,
length 34 cm

or

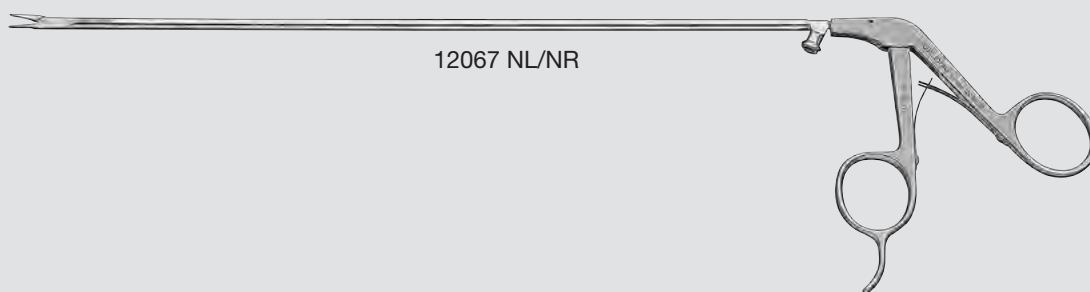
8575 KC **BENJAMIN-PARSONS Laryngoscope Holder and Chest
Support**, GÖTTINGEN model, with adjustment wheel
including:

BENJAMIN-PARSONS Support Rod, movable, with metal ring,
diameter 12 cm and 2 lateral set screws, length 34 cm

Components/Spare Parts see chapter 16

Instruments for Diverticulosopes

Clip Forceps



12067 NL

Clip Forceps, jaws curved to left, with cleaning connector, working length 30 cm, for use with Clip 8665 T



12067 NR

Same, jaws curved to right



8665 T

Clip, titanium LT 200, medium, 5 mm, sterile, package of 36 cartridges with 6 clips each, for use with Forceps 8665 L/R, 12067 NL/NR



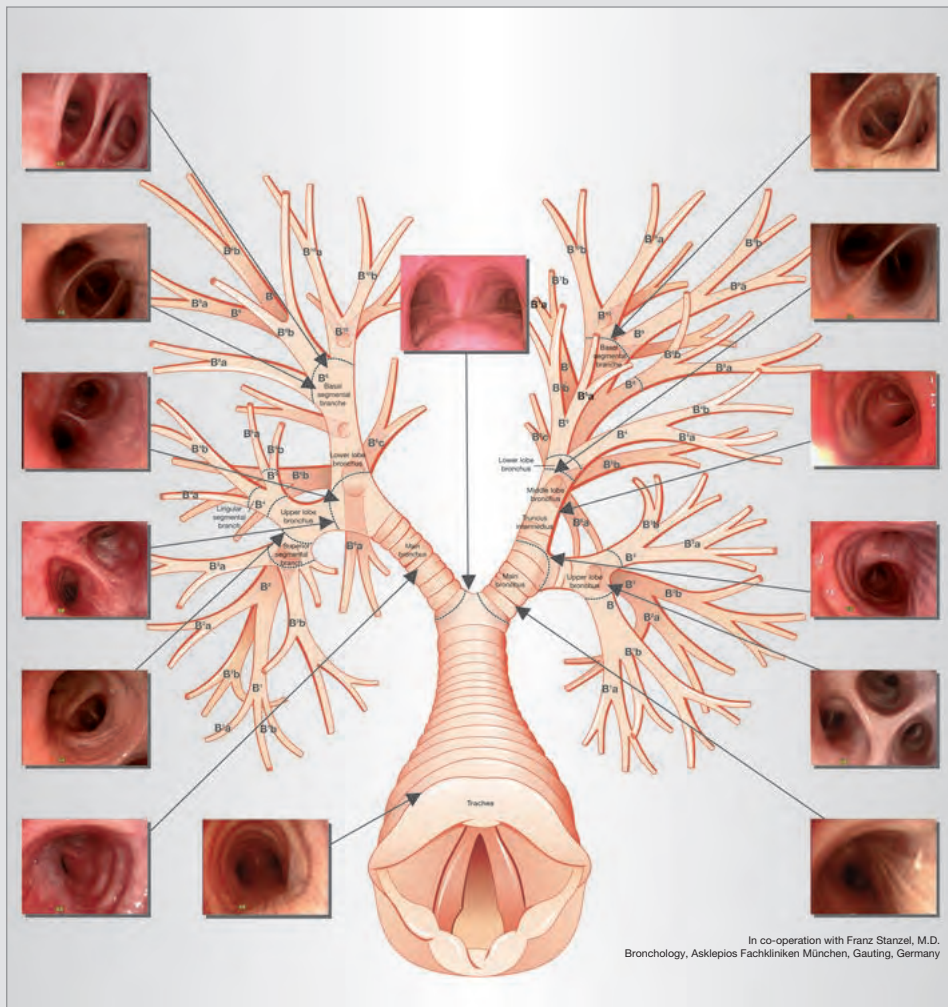
**BRONCHOSCOPY
TRACHEOSCOPY**

Indications for flexible bronchoscopy:

- For routine examinations
- Treatment of acute respiratory problems in the intensive care unit
- Suction under visual control
- Use of catheters and brushes for cytology
- For obtaining secretions for bacteriological tests
- Localization of bleeding sites in the case of hemoptysis
- Functional examination when respiratory tract is unstable
- Therapeutic suction and irrigation
- Transbronchial lung biopsy
- Selective bronchiography
- Autofluorescence and white light diagnosis

Indications for rigid bronchoscopy:

- Hemoptysis
- Tracheal stenosis
- Foreign body removal
- All bronchological interventions such as bougienage, removal of threads, hemostasis by means of electrocautery or laser
- Laser treatment
- Removal of tumors
- Confirmation of cell type in the case of previous, non-diagnostic fiber-optic bronchoscopy
- Removal of excess fibrin, mucous plugs
- Bronchography
- Autofluorescence and white light diagnosis



Video Bronchoscope ^{NEW} for Autofluorescence

for use with TELECAM SL II FI SCB 20 2130 11U1

STORZ
KARL STORZ — ENDOSKOPE

KARL STORZ is expanding its line of flexible bronchoscopes with the new video bronchoscope with a distal chip for autofluorescence diagnosis. Users who no longer wish to miss out on the high image quality of videoscopes can now take advantage of the quality products of KARL STORZ in this field, too.

Whereas in the past comparatively heavy fiber optic endoscopes with a separate camera head were used in video endoscopy, this system delivers excellent color

fidelity in both the white light and autofluorescence modes. An integrated button on the handle of the video bronchoscope allows rapid switching between the white light and the blue light modes.

In combination with the TELECAM SL II FI SCB control unit and the D-LIGHT C/AF, the new video bronchoscope for autofluorescence diagnosis offers outstanding image sharpness as well as excellent brightness and representation of detail.



Video Bronchoscope ^{NEW} for Autofluorescence

for use with TELECAM SL II FI SCB 20213011U1

STORZ
KARL STORZ — ENDOSKOPE



11900 AP/AN

11900 AP **Video Bronchoscope for Autofluorescence and White Light Diagnosis**, color system **PAL**, including mounted Suction Unit 11900 AE, for use with TELECAM SL II FI SCB 20213011U1

Working channel: 2.3 mm
 Direction of view: 0°
 Angle of view: 120°
 Deflection up/down: 180°/100°
 Depth of view: 3 – 50 mm
 Working length: 61 cm
 Outer diameter: 6.2 mm

11900 AN **Same**, color system **NTSC**

Following accessories included:

| | |
|-----------|---|
| 27677 KV | Case |
| 20213070 | Video Connecting Cable |
| 13272 | Mouthpiece |
| 11001 KL | Biopsy Forceps , flexible, spoon-shaped, round, double action jaws, diameter 1.8 mm, working length 120 cm |
| 13242 LX | Leakage Tester , with bulb and manometer |
| 11025 XE | Pressure Compensation Cap , for ventilation during gas sterilization |
| 27651 B | Cleaning Brush , flexible, for working channel diameter 1.8 – 2.6 mm, length 100 cm |
| 13991 SS | Irrigation Tube , for working channel |
| 27656 B | Instrument Oil , 50 ml, silicone-free |
| 13990 SFN | Protective Film |

Optional accessories see pages 620-623

Further information and accessories for the video bronchoscope for autofluorescence see chapter 13, FLUORESCENCE

Video Bronchoscope

for use with TELECAM SL II SCB 20 2130 11
and TELE PACK X 20 0450 01-EN



11900 BP/BP

11900 BP **Video Bronchoscope**, color system **PAL**, including mounted Suction Unit 11900 AE, for use with TELECAM® SL II 20 2130 11 and TELE PACK 20 0430 12-020

Working channel: 2.3 mm
Direction of view: 0°
Angle of view: 120°
Deflection up/down: 180°/100°
Depth of view: 3 – 50 mm
Working length: 61 cm
Outer diameter: 6.2 mm

11900 BN **Same**, color system **NTSC**

Following accessories included:


27677 KV **Case**
20 2130 70 **Video Connecting Cable**
13272 **Mouthpiece**
11001 KL **Biopsy Forceps**, flexible, spoon-shaped, round, double action jaws, diameter 1.8 mm, working length 120 cm
13242 LX **Leakage Tester**, with bulb and manometer
11025 XE **Pressure Compensation Cap**, for ventilation during gas sterilization
27651 B **Cleaning Brush**, flexible, for working channel diameter 1.8 – 2.6 mm, length 100 cm
13991 SS **Irrigation Tube**, for working channel
27656 B **Instrument Oil**, 50 ml, silicone-free
13990 SFN **Protective Film**

Optional accessories see pages 620-623

Further camera systems and light sources suitable for use with video bronchoscopes
see catalog TELEPRESENCE

Video Bronchoscope

for use with TELECAM SL II SCB 20213011
and TELE PACK X 20 0450 01-EN



- 11900 AE **Suction Unit**, set for Video Bronchoscopes 11900 AP and 11900 BP, **autoclavable**
including:
 Suction Valve
 Valve Adaptor
 Connecting Cable, package of 10
 Suction Cylinder
 Rubber Leaflet Valve, package of 10

Please note:

Further instruments suitable for use with Video Bronchoscopes 11900 AP/AN and 11900 BP/BN with diameter ≤ 1.8 mm, see pages 634-639

TELECAM camera systems see catalog TELEPRESENCE

Components/Spare Parts see chapter 16

TELE PACK X – The Mobile Compact Solution

Documentation Terminal for Video Bronchoscope

TELE PACK X is a compact, portable and flexible system that can be used for a wide range of applications from the doctor's office through to the emergency room.

To enable swift and easy work, TELE PACK X combines all that is needed: monitor, camera and light source.

Crystal clear display

- 15" LCD display
- Image rotation
- 24-bit color intensity for natural color rendition
- DVI-D video output for connecting HD monitors

Flexible storage possibilities

- SD card slot for high storage capacity
- USB ports for external hard drives, USB flash drives and post-script printers
- Picture gallery for records
- Playback of saved videos
- Print-ready patient report documentation

Natural illumination

- HiLux 50 Watt high-performance light source
- Natural colour rendition close to daylight with a color temperature of 5700 K
- Up to 1000 hours lamp operating time

Consideration has also been given to documentation: Integrated data management enables comprehensive recording of medical examinations or surgical interventions. Multiple USB ports and an SD card slot are available to store the data.

Easy control combined with highest safety

- Membrane keyboard for wipe-down disinfection
- Hot keys for rapid and direct adjustment
- Arrow keys for intuitive control
- Connection socket for pedal control

Additional information

- Sturdy, portable housing
- Ergonomically designed handle for convenient transport
- Universal power supply unit: 100 – 240 VAC, 50/60 Hz
- Dimensions (w x h x d): 450 x 350 x 150 mm
- Weight: 7 kg



TELE PACK X – The Mobile Compact Solution

Documentation Terminal for Video Bronchoscope



20 045001-EN

20 0450 01-EN TELE PACK X

endoscopic video unit for use with TELECAM one-chip camera heads and video endoscopes, incl. 50 W HiLux light source, 15" LCD TFT screen, USB/SD memory module, color systems **PAL/NTSC**, with integrated Image Processing Module, power supply 100 – 240 VAC, 50/60 Hz

including:

USB Silicone Keyboard, with touchpad, US character set

USB Flash Drive, 4 GB

Mains Cord

Mains Cord, US version

Optional accessories in use with video bronchoscopes:

20 0450 31 Light Adaptor for Video Endoscopes, for TELE PACK X in combination with KARL STORZ Video Bronchoscopes 11900 BP/BN and KARL STORZ video gastroscopes

Specifications:

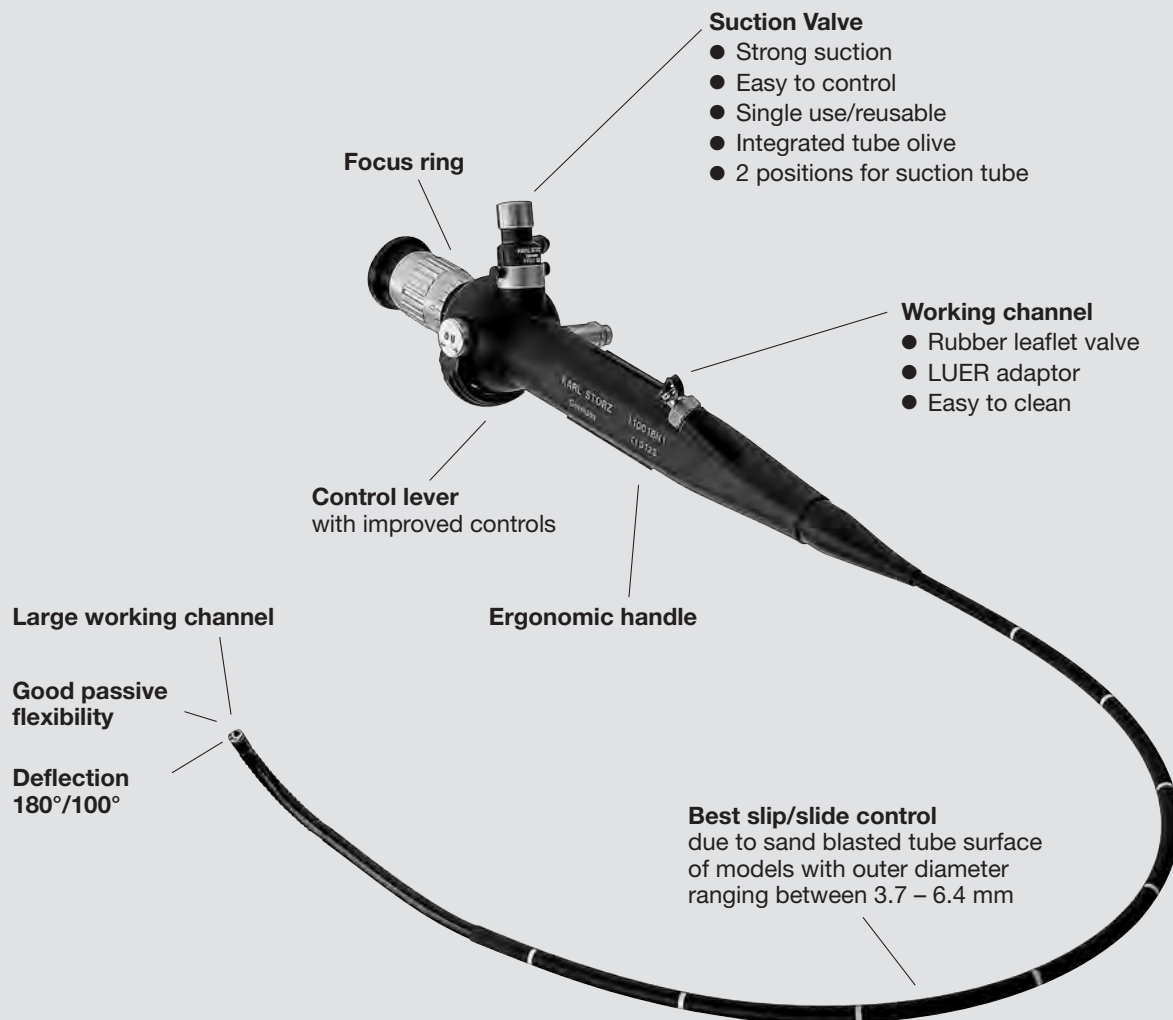
| | | | |
|-------------------------|--|-------------------|---|
| Power input | 100 W | Image format | JPG |
| Power supply | 100-240 VAC | Video codec | MPEG-4 |
| Dimensions w x h x d | 450 x 350 x 150 | Video format | PAL/NTSC |
| Weight | 7 kg | Storage interface | USB 2.0; SD-memory card (SDHC compatible) |
| Interfaces | - Video interface: DVI-D (in/out) - Audio: 3.5 mm jack (1x side, 1x rear), Line in, Line out - Footswitch port: 5-pin socket for two-pedal footswitch - Printer port: USB - Printer control language: PostScript | TFT monitor | - screen size: 15" - Resolution: 1024 x 768 - Contrast: 700:1 |
| Illumination | - Lamp: Metal-halid 50 Watt - Color temperature 5700 K - Average life span: 1000 h | Loudspeaker | Power: 2 W |

Components/Spare Parts see chapter 16


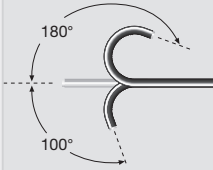

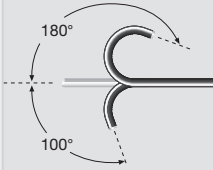

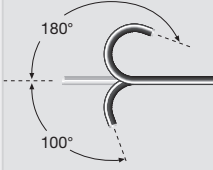

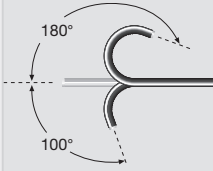

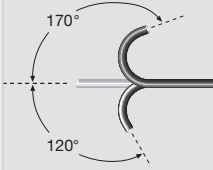

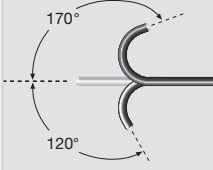
Broncho-Fiberscopes

Special Features:

- Large viewing angle and movable distal tip facilitates orientation
- Working channel for the use of operating instruments
- Functional: simultaneous suction and application of medication via removable suction valve
- Waterproof, fully immersible for cleaning and disinfection
- Simple leakage test takes only a few minutes and requires no additional accessories
- Gas-sterilizable with EtO and FO gas, Steris® and Sterrad®
- Recommended for use in conjunction with KARL STORZ ENDOVISION® TELECAM SL II PDD SCB System
- Exceptional optical quality of both lens and fiber optic image transmission bundle
- Resistant construction and robust mechanical components ensure long life of the instrument



Broncho-Fiberscopes

| Broncho-Fiberscopes | Art. No. | | Deflection up/down | Direction of view | Angle of view | |
|---|----------|---|--|-------------------|---------------|--|
| 6.4 mm x 54 cm Broncho-Fiberscope | 11004 BC |  |  | 0° | 110° | |
| 5.6 mm x 54 cm Broncho-Fiberscope | 11009 BC |  |  | 0° | 110° | |
| 5 mm x 54 cm Broncho-Fiberscope for Adults | 11001 BN |  |  | 0° | 110° | |
| 3.7 mm x 54 cm Broncho-Fiberscope for Children | 11002 BD |  |  | 0° | 90° | |
| 2.8 mm x 54 cm Broncho-Fiberscope | 11003 BC |  |  | 0° | 90° | |
| 2.8 mm x 70 cm Broncho-Fiberscope, for examining segmental bronchi | 11005 BC |  |  | 0° | 90° | |








11-981

Accessories included in delivery and optional accessories see pages 618-623

| | Working length | Total length | Working channel inner diameter | Distal tip outer diameter | Accessories (included in delivery) | | | | | | |
|--|----------------|--------------|--------------------------------|---------------------------|------------------------------------|--------------------|----------------|-------------|----------------|----------------|------------------|
| | | | | | Case | Pressure Comp. Cap | Leakage Tester | Mouth Piece | Cleaning Brush | Biopsy Forceps | Grasping Forceps |
| | 54 cm | 82 cm | 2.8 mm | 6.4 mm | 27677 BB | 11025 E | 13242 XL | 13272 | 27651 C | 11001 KL | 11002 KS |
| | 54 cm | 82 cm | 2.6 mm | 5.5 mm | 27677 BB | 11025 E | 13242 XL | 13272 | 27651 C | 11001 KL | 11002 KS |
| | 54 cm | 82 cm | 2.3 mm | 5.2 mm | 27677 BB | 11025 E | 13242 XL | 13272 | 27651 B | 11001 KL | 11002 KS |
| | 54 cm | 82 cm | 1.5 mm | 3.6 mm | 27677 BB | 11025 E | 13242 XL | 13272 | 27651 AL | 11003 MA | 11003 MB |
| | 54 cm | 82 cm | 1.2 mm | 2.5 mm | 27677 BB | 11025 E | 13242 XL | 13272 | 27651 AK | 11003 MA | 11003 MB |
| | 70 cm | 98 cm | 1.2 mm | 2.5 mm | 27677 BB | 11025 E | 13242 XL | 13272 | 27651 AL | 11003 MA | 11003 MB |









Accessories

for Broncho-Fiberscopes and Video Bronchoscopes

| Accessories included | | Dia- meter | Length | for use with | | | | | | | | |
|---|----------|---|--------|--------------|----------|----------|----------|----------|----------|----------|----------|---|
| | | | | 11004 BC | 11009 BC | 11001 BN | 11002 BD | 11003 BC | 11005 BC | 11900 AP | 11900 BP | |
|  | 11003 MB | Grasping Forceps , flexible, double action jaws | 1 mm | 110 cm | - | - | - | ● | ● | ● | - | - |
|  | 11002 KS | Grasping Forceps , alligator, flexible, double action jaws | 1.8 mm | 120 cm | ● | ● | ● | - | - | - | ● | ● |
|  | 11003 MA | Biopsy Forceps , oval, flexible, double action jaws | 1 mm | 110 cm | - | - | - | ● | ● | ● | - | - |
|  | 11001 KL | Biopsy Forceps , spoon-shaped, round, flexible, double action jaws | 1.8 mm | 120 cm | ● | ● | ● | - | - | - | ● | ● |
|  | 11025 E | Pressure Compensation Cap , for ventilation during gas sterilization | | | ● | ● | ● | ● | ● | ● | - | - |
| | 11025 XE | Same | | | - | - | - | - | - | - | ● | ● |
|  | 13242 XL | Leakage Tester , with bulb and manometer | | | ● | ● | ● | ● | ● | ● | - | - |
| | 13242 LX | Same | | | - | - | - | - | - | - | ● | ● |
|  | 13272 | Mouthpiece | | | ● | ● | ● | ● | ● | ● | ● | ● |

Accessories










for Broncho-Fiberscopes and Video Bronchoscopes

| Accessories included | | | for use with | | | | | | | |
|---|-----------|--|--------------|----------|----------|----------|----------|----------|----------|----------|
| | | | 11004 BC | 11009 BC | 11001 BN | 11002 BD | 11003 BC | 11005 BC | 11900 AP | 11900 BP |
|  | 27651 C | Cleaning Brush , round, flexible, outer diameter 4 mm, for working channel diameter 2.4 – 3.6 mm, length 230 cm | ● | ● | - | - | - | - | - | - |
|  | 27651 B | Cleaning Brush , flexible, round, outer diameter 3 mm, for working channel diameter 1.8 – 2.6 mm, length 100 cm | - | - | ● | - | - | - | ● | ● |
|  | 27651 AL | Cleaning Brush , round, flexible, outer diameter 2 mm, for working channel diameter 1.2 – 1.8 mm, length 150 cm | - | - | - | ● | - | ● | - | - |
|  | 27651 AK | Cleaning Brush , round, flexible, outer diameter 2 mm, for working channel diameter 1.2 – 1.8 mm, length 75 cm | - | - | - | - | ● | - | - | - |
|  | 20213070 | Video Connecting Cable | - | - | - | - | - | - | ● | ● |
|  | 13991 SS | Irrigation Tube | - | - | - | - | - | - | ● | ● |
|  | 27656 B | Instrument Oil , 50 ml, silicone-free | - | - | - | - | - | - | ● | ● |
|  | 13990 SFN | Protective Film | ● | ● | ● | ● | ● | ● | ● | ● |

5-061







Optional Accessories

for Broncho-Fiberscopes and Video Bronchoscopes

| | | | for use with | | | | | | | | | |
|---|----------|--|---------------|--------|----------|----------|----------|----------|----------|----------|----------|----------|
| | | | Dia- meter | Length | 11004 BC | 11009 BC | 11001 BN | 11002 BD | 11003 BC | 11005 BC | 11900 AP | 11900 BP |
|  | 11002 KT | Grasping Forceps , alligator, round, flexible, double action jaws | | | 1.8 mm | 120 cm | ● | ● | ● | - | - | - |
|  | 11002 KU | Grasping Forceps , spoon-shaped, serrated, flexible, double action jaws | 1.8 mm | 120 cm | ● | ● | ● | - | - | - | ● | ● |
|  | 11002 KX | Grasping Forceps , alligator, serrated, 3x 4 teeth, flexible, double action jaws | 1.8 mm | 120 cm | ● | ● | ● | - | - | - | ● | ● |
|  | 11002 KZ | Grasping Forceps , serrated, 1x 2 teeth, flexible, double action jaws | 1.8 mm | 120 cm | ● | ● | ● | - | - | - | ● | ● |
|  | 11001 KM | Biopsy Forceps , spoon-shaped, round, with spike, fenestrated, flexible, double action jaws | 1.8 mm | 120 cm | ● | ● | ● | - | - | - | ● | ● |
|  | 11001 KN | Biopsy Forceps , spoon-shaped, oval, fenestrated, flexible, double action jaws | 1.8 mm | 120 cm | ● | ● | ● | - | - | - | ● | ● |
|  | 11001 KP | Biopsy Forceps , spoon-shaped, oval, with spike, fenestrated, flexible, double action jaws | 1.8 mm | 120 cm | ● | ● | ● | - | - | - | ● | ● |
|  | 13250 KL | Biopsy Forceps , spoon-shaped, round, fenestrated, flexible, double action jaws | 2.3 mm | 120 cm | ● | ● | - | - | - | - | - | - |
|  | 13252 KS | Grasping Forceps , alligator, flexible, double action jaws | 2.3 mm | 120 cm | ● | ● | - | - | - | - | - | - |








Optional Accessories

for Broncho-Fiberscopes and Video Bronchoscopes

| | | | for use with | | | | | | | |
|---|----------|--|--------------|----------|----------|----------|----------|----------|----------|----------|
| | | | 11004 BC | 11009 BC | 11001 BN | 11002 BD | 11003 BC | 11005 BC | 11900 AP | 11900 BP |
|  | 10770 B | Button Electrode , flexible, with connector pin for unipolar coagulation, diameter 1.7 mm, length 80 cm | ● | ● | ● | - | - | - | ● | ● |
|  | 11007 BS | Brush , for cytology, outer diameter 1.7 mm, working length 80 cm, with Handle 13266 H and Outer Tube 11007 S | ● | ● | ● | - | - | - | ● | ● |
|  | 11007 E | Brush , package of 10 | ● | ● | ● | - | - | - | ● | ● |
|  | 11007 S | Outer Tube , outer diameter 1.7 mm, working length 80 cm, for Brush 11007 BS, package of 10 | ● | ● | ● | - | - | - | ● | ● |
|  | 13266 H | Handle , for Brush 11007 BS | ● | ● | ● | - | - | - | ● | ● |
|  | 11008 | Suction Catheter , 4.5 Fr., length 100 cm, with Adaptor 10479 F | ● | ● | ● | - | - | - | ● | ● |

Optional Accessories

for Broncho-Fiberscopes

| | | | for use with | | | | | |
|---|----------|---|--------------|----------|----------|----------|----------|----------|
| | | | 11004 BC | 11009 BC | 11001 BN | 11002 BD | 11003 BC | 11005 BC |
|  | 11008 E | Catheter , 5 Fr., without adaptor | ● | ● | ● | - | - | - |
|  | 10479 F | Adaptor , for Suction Catheter 10468 D, 10478 D and 11008 E | ● | ● | ● | - | - | - |
|  | 11301 CA | Leaflet Valve , for single use, package of 20 | ● | ● | ● | ● | ● | ● |
|  | 11301 CB | Suction Valve , reusable | ● | ● | ● | ● | ● | ● |
|  | 11301 CD | Irrigation Adaptor , for machine cleaning, reusable, for fiberscopes | ● | ● | ● | ● | ● | ● |
|  | 11301 CE | Suction Valve , for single use, package of 20 | ● | ● | ● | ● | ● | ● |
|  | 11301 BM | Adaptor , for leakage test, for Belimed washer-disinfectors | ● | ● | ● | ● | ● | ● |

Optional Accessories

for Broncho-Fiberscopes

| | | for use with | | | | | |
|---|--|--------------|----------|----------|----------|----------|----------|
| | | 11004 BC | 11009 BC | 11001 BN | 11002 BD | 11003 BC | 11005 BC |
|  | 11301 FF2 Adaptor for MIELE Cleaning Machines , with safety valve, for automatic leakage test of flexible KARL STORZ endoscopes | • | • | • | • | • | • |
|  | 11301 GG2 Adaptor , for cleaning and disinfecting the irrigation and working channels of flexible endoscopes, for MIELE-ETD washer/disinfectors | • | • | • | • | • | • |
|  | 11301 HH Adaptor for BHT Cleaning Machines , for automatic leakage test of flexible KARL STORZ endoscopes | • | • | • | • | • | • |
|  | 11301 KK2 Adaptor , for working channel of flexible endoscopes, for MIELE-ETD 03 washer/disinfectors Please note: Adaptors 11301 FF2 and 11301 GG2 have to be ordered separately! | • | • | • | • | • | • |
|  | 11301 D4 Battery Light Source LED for Endoscopes , with fast screw thread, brightness > 110 lm / > 150 klx, burning time > 120 min, weight approx. 150 g ready for use, suitable for wipe disinfection , with 2 Photo Batteries 121306 P | • | • | • | • | • | • |
| | 121306 P Photo Battery , lithium, 3 V, CR 123 A | | | | | | |

3-11

Components/Spare Parts see chapter 16

Special Features:

- High suction performance of 30 l/min
- Particularly low noise and vibration
- Fast vacuum build-up to 85 kPa
- Maintenance-free cylinder/piston system
- Very easy to use
- Hydrophobic bacterial filter protects pump
- Problem-free cleaning
- For use in the doctor's office or hospital



25 3200 01 UNIMAT® 30, Suction Pump Set,
power supply 230 VAC, 50/60 Hz
including:


- Bacterial Filter**
- Secretion Bottle, 2 l**
- Bottle Cap, with grip**
- Connecting Tube, short**
- Patient Tube**
- Overflow Case**
- Mains Cord, length 300 cm**
- VACUsafe Promotion Pack Suction***

25 3200 01C Same, power supply 115 VAC, 50/60 Hz

Specifications:

| | |
|-------------------------|---------------------------------|
| Suction performance | 30 l/min |
| Vacuum | up to 85kPa, 640 mmHg |
| Power supply | 115/230 VAC, 50/60 Hz |
| Dimensions w x h x d | 245 x 345 x 282 mm |
| Weight | 7 kg |
| Certified to | IEC 601-1, CE label acc. to MDD |

| | |
|-----------------------------------|--|
| Rated power/ power consumption | 1A, 100 Watt (115 VAC) 0.45 A, 100 Watt (230 VAC) |
| Protection class | protection class I, BF, IPX 1 |
| Inspections & certifications | MDD 93/42 EWG, EN 60601-1, EN 60601-1-2, EN 10079-1, ISO 9001, UL 2601-1 |

*  mtp medical technical promotion gmbh,
Take-Off GewerbePark 46, 78579 Neuhausen ob Eck, Germany







Optional accessories for UNIMAT® 30 see page 625

Components/Spare Parts see chapter 16




Optional Accessories


for UNIMAT® 30

Accessories

| | | |
|---|--------------------------|---|
|  | for Bronchoscopy: | |
| | 10432 N | Aspirator , for collecting secretions, with cut-off hole, with Spare Glass 10432 E, can be connected to suction tubes or suction catheters |
| | 10432 T | Same , without cut-off hole |
|  | 25 3200 80 | Bacterial Filter |
| | 25 3200 81 | Secretion Bottle , 2 l |
| | 25 3200 82 | Bottle Cap , with grip |
| | 25 3200 85 | Overflow Case |
|  | 25 3200 83 | Connecting Tube , short |
|  | 25 3200 84 | Patient Tube |
|  | 400 A | Mains Cord , length 300 cm |
|  | 29005 PH | Pump Holder , for attaching suction pump UNIMAT® 30 25 3200 01 to equipment cart, for mounting to 2 Equipment Rails 29003 GS |

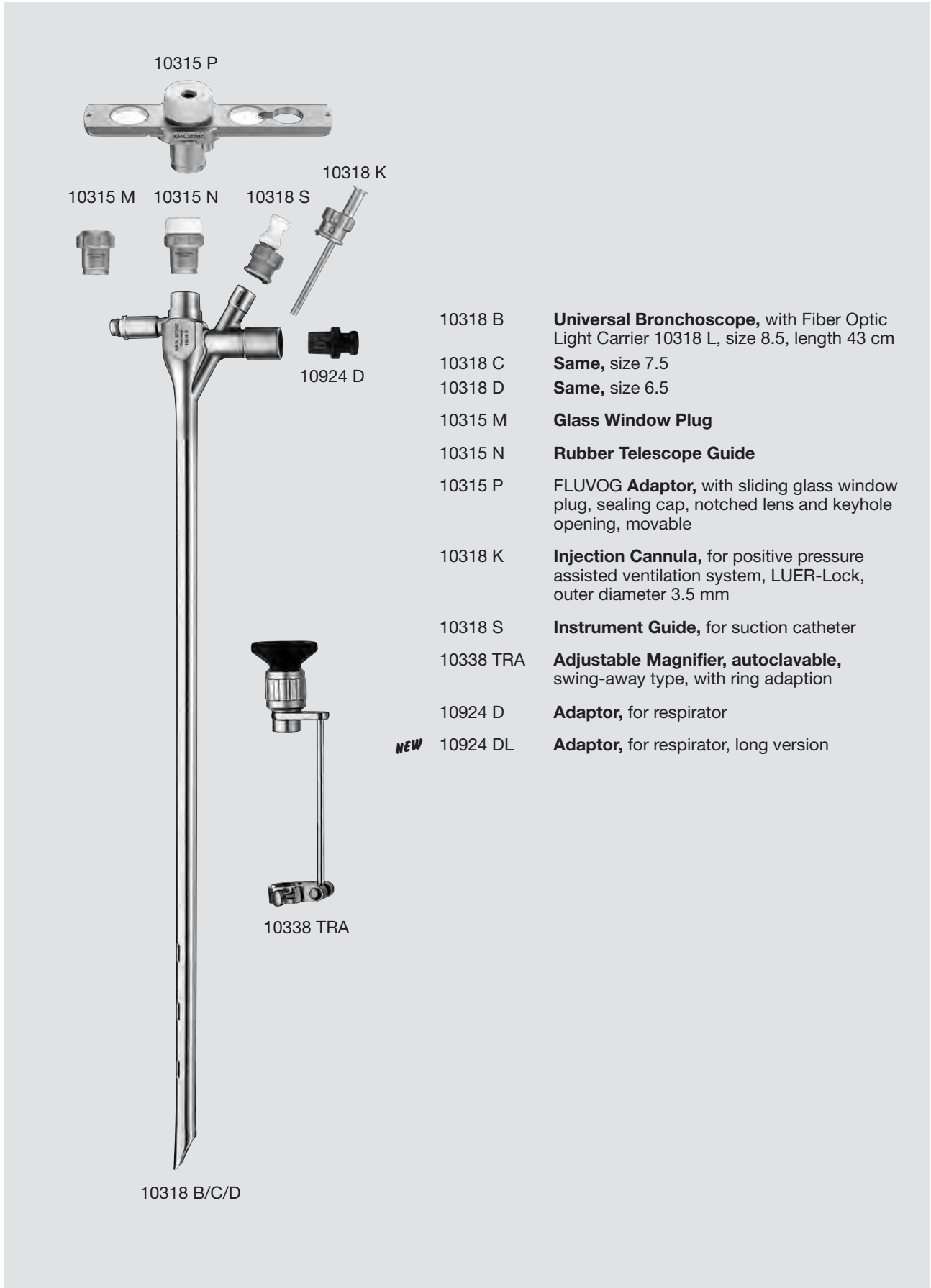
Single-use accessories from mtp*

| | |
|---|--|
|  | VACUsafe Canister , 1.5 l, 2 l and 3 l |
| | VACUsafe Suction Bag , 1.5 l, 2 l, 3 l, with filter for single use, color code: green |
|  | Gelling Granulate , in 20 g bag |
|  | VACUsafe Suction Tube , with red and blue multiadaptor for single use, unsterile, length 170 cm |
| | VACUsafe Connecting Tube , with green multiadaptors, unsterile, length 30 cm |
| | VACUsafe Canister Holder , for 25 x 10 mm and 34 x 8 mm rails |

*  mtp medical technical promotion gmbh,
Take-Off GewerbePark 46, 78579 Neuhausen ob Eck, Germany

Universal Bronchoscopes for Adults


Standard model with fiber optic light carrier for distal illumination



- 10318 B **Universal Bronchoscope**, with Fiber Optic Light Carrier 10318 L, size 8.5, length 43 cm
- 10318 C **Same**, size 7.5
- 10318 D **Same**, size 6.5
- 10315 M **Glass Window Plug**
- 10315 N **Rubber Telescope Guide**
- 10315 P **FLUVOG Adaptor**, with sliding glass window plug, sealing cap, notched lens and keyhole opening, movable
- 10318 K **Injection Cannula**, for positive pressure assisted ventilation system, LUER-Lock, outer diameter 3.5 mm
- 10318 S **Instrument Guide**, for suction catheter
- 10338 TRA **Adjustable Magnifier**, autoclavable, swing-away type, with ring adaption
- 10924 D **Adaptor**, for respirator
- NEW** 10924 DL **Adaptor**, for respirator, long version

Universal Bronchoscopes for Adults

with proximal illumination



Special Features:

- Absence of distal light carrier does not restrict inner diameter
- Prismatic Light Deflector 10101 FA inserted proximally ensures best illumination and enables full use of lumen through operating instruments
- Excellent view of operation area
- Smooth lumen allows insertion of flexible bronchoscopes

- 10318 BP **Bronchoscope Tube Universal**, without distal fiber optic light carrier, size 8.5, length 43 cm, for use with proximally insertable Prismatic Light Deflector 10101 FA
- 10318 CP **Same**, size 7.5
- 10318 DP **Same**, size 6.5
- 10101 FA **Prismatic Light Deflector, autoclavable**, with connection to fiber optic light cable
- 10314 BM **Glass Window Plug**
- 10314 BN **Rubber Telescope Guide**
- 10314 P FLUVOG **Adaptor**, with observation window, cap with rubber seal and with window, adjustable
- 10318 K **Injection Cannula**, for positive pressure assisted ventilation system, LUER-Lock, outer diameter 3.5 mm
- 10318 S **Instrument Guide**, for suction catheter
- 10924 D **Adaptor**, for respirator
- NEW** 10924 DL **Adaptor**, for respirator, long version

10318 BP/CP/DP

Full Lumen Operating Tracheo-Bronchoscopes

with proximal illumination



Special Features:


- Absence of distal light carrier does not restrict inner diameter
- Proximal diameter enlarged ovaly: thus prismatic light deflector 10101 FA can be inserted as far as possible in the lumen to ensure best illumination and full use of inner diameter
- Excellent view of operation area
- Round inner diameter allows insertion of bronchial bougies ranging between 30 up to 37 Fr.
- Distal end of tracheoscopes without lateral holes for more effective oxygen supply in the axial direction, i. e. in case of tumors in the upper tracheal area

- | | |
|---------------------|---|
| 10318 F | Full Lumen Operating Tracheoscope, size 12 mm, length 33 cm |
| 10318 FL | Full Lumen Operating Bronchoscope, size 12 mm, length 43 cm |
| 10318 G | Full Lumen Operating Tracheoscope, size 14 mm, length 33 cm |
| 10101 FA | Prismatic Light Deflector, autoclavable, with connection to fiber optic light cable |
| 10314 BM | Glass Window Plug |
| 10314 BN | Rubber Telescope Guide |
| 10314 P | FLUVOG Adaptor, with observation window, cap with rubber seal and with window, adjustable |
| 10318 K | Injection Cannula, for positive pressure assisted ventilation system, LUER-Lock, outer diameter 3.5 mm |
| 10318 S | Instrument Guide, for suction catheter |
| 10924 D | Adaptor, for respirator |
| NEW 10924 DL | Adaptor, for respirator, long version |

Further tracheoscopes see chapter 10, LARYNGOSCOPY

Full Lumen Operating Tracheo-Bronchoscopes

with proximal illumination



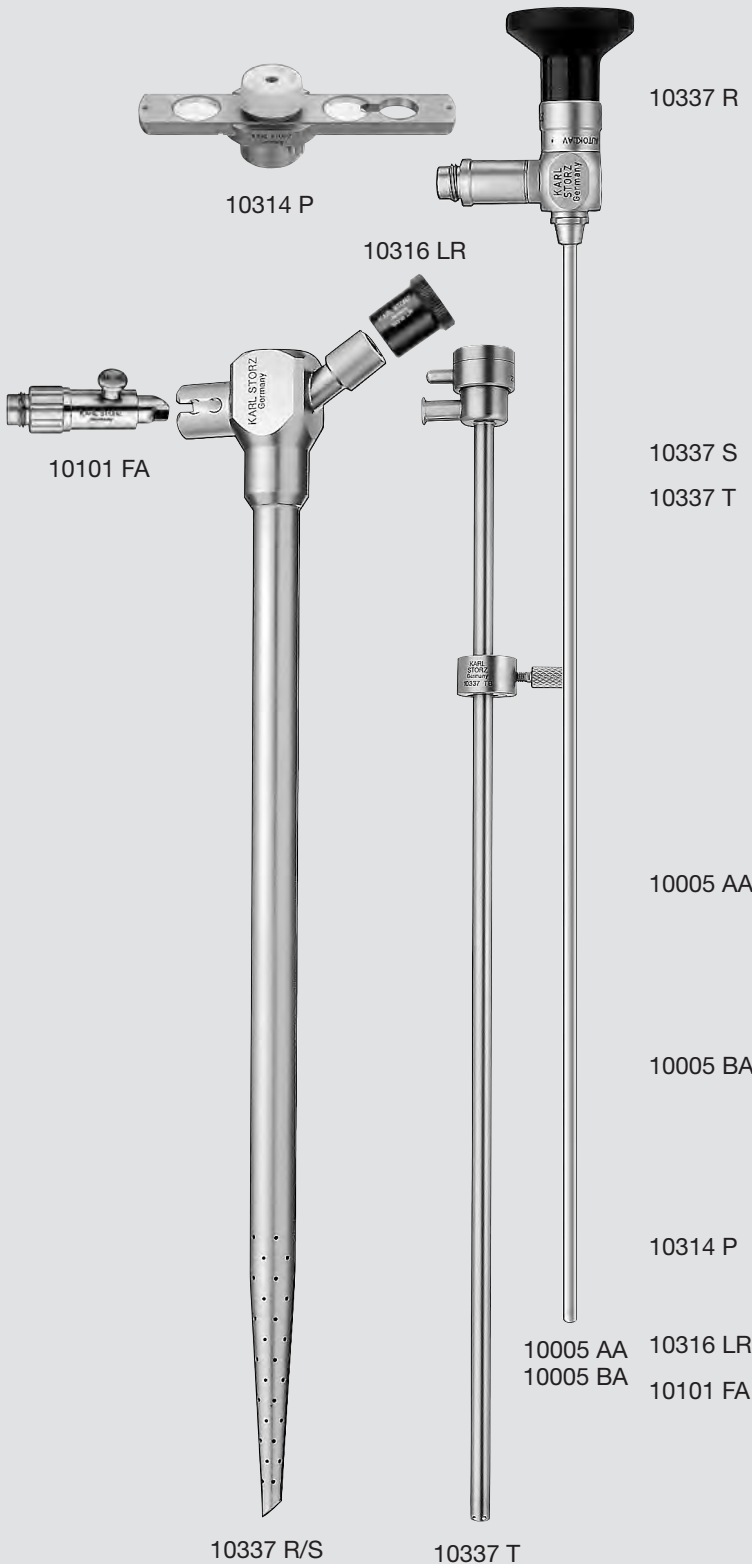
Special Features:

- Absence of distal light carrier does not restrict inner diameter
- Prismatic Light Deflector 10101 FA inserted proximally ensures best illumination and enables full use of lumen through operating instruments
- Excellent view of operation area
- Round inner diameter allows insertion of bronchial bougies ranging between 30 up to 37 Fr.
- Distal end beveled 45°, round airholes; especially suited for the application of stents.

- 10318 ER **Full Lumen Operating Bronchoscope**, size 11 mm, length 43 cm, modified for application of stents, distal end with lateral airholes and 45° oblique beak, for use with Prismatic Light Deflector 10101 FA, color code: green
- 10318 GL **Same**, size 14 mm, color code: red
- 10101 FA **Prismatic Light Deflector, autoclavable**, with connection to fiber optic light cable
- 10314 BM **Glass Window Plug**
- 10314 BN **Rubber Telescope Guide**
- 10314 P **FLUVOG Adaptor**, with observation window, cap with rubber seal and with window, adjustable
- 10318 K **Injection Cannula**, for positive pressure assisted ventilation system, LUER-Lock, outer diameter 3.5 mm
- 10318 S **Instrument Guide**, for suction catheter
- 10924 D **Adaptor**, for respirator
- NEW** 10924 DL **Adaptor**, for respirator, long version

Dilatation Tracheoscopes

GRONINGEN Model



10337 R **Optical Dilatation Tracheoscope**, GRONINGEN model, rigid, with distance markings, for dilation for stenosis and tumors in the upper trachea, distal tapered with lateral ventilation holes, proximal with attachment for oxygen, outer diameter 12 mm, length 30 cm, for use with HOPKINS® II Telescopes 10005 AA and BA, Prismatic Light Deflector 10101 FA, Adaptor for Respirator 10316 LR and adjustable FLUVOG attachment, with window and Rubber Seal 10314 P

10337 S **Same**, outer diameter 8 mm

10337 T **Optical Intubation Tracheoscope**, GRONINGEN model including:
Sheath, for insertion of endotracheal tubes under optical control, proximal with LUER-Lock and distal with lateral holes for anesthetic gases, outer diameter 5.5 mm, length 30 cm, for use with HOPKINS® II Telescopes 10005 AA and BA

Distance Ring, with fixation screw for length adjustment of the endotracheal tubes

10005 AA **HOPKINS® II Straight Forward Telescope 0°**, enlarged view, diameter 4 mm, length 30 cm, **autoclavable**, fiber optic light transmission incorporated, color code: green

10005 BA **HOPKINS® II Forward-Oblique Telescope 30°**, enlarged view, diameter 4 mm, length 30 cm, **autoclavable**, fiber optic light transmission incorporated, color code: red

10314 P **FLUVOG Adaptor**, with observation window, cap with rubber seal and with window, adjustable

10005 AA 10316 LR **Adaptor**, for respirator

10005 BA 10101 FA **Prismatic Light Deflector**, **autoclavable**, with connection to fiber optic light cable

Components/Spare Parts see chapter 16

10320 AA

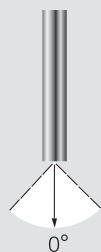


For use with Bronchoscopes 10318, Optical Forceps 10350 and Deflecting Device 10357

10320 AA **HOPKINS® Straight Forward Telescope 0°**, diameter 5.5 mm, length 50 cm, **autoclavable**, fiber optic light transmission incorporated, color code: green

10320 BA **HOPKINS® Forward-Oblique Telescope 30°**, diameter 5.5 mm, length 50 cm, **autoclavable**, fiber optic light transmission incorporated, color code: red

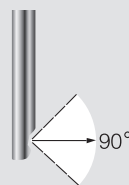
10320 DA **HOPKINS® Lateral Telescope 90°**, diameter 5.5 mm, length 50 cm, **autoclavable**, fiber optic light transmission incorporated, color code: blue



10320 AA

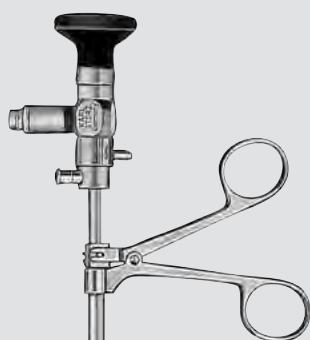


10320 BA



10320 DA

10320 AA/BA




10350 L

Special Features:


- The jaws of the forceps and the region of biopsy are well visualized prior to and during the procedure.
- Foreign bodies can now be removed quickly under optical control.
- The spring-action handle of the grasping forceps prevents excess pressure being applied to the foreign body.
- The depth of cut during biopsy is much easier to assess.

For use with HOPKINS® Telescopes 10320 AA/BA and Universal Bronchoscopes 10318 B – CP, size 8.5 to 7.5

- | | | |
|------------|----------|--|
| | 10350 HF | Optical Forceps , alligator, for hard foreign bodies, large jaws, with spring-action handle |
| | 10350 KF | Optical Forceps , for peanuts and soft foreign bodies, with spring-action handle |
| | 10350 L | Optical Forceps , spoon-shaped, round, for biopsy |
| | 10350 U | Optical Forceps , universal, for biopsy, for the removal of foreign bodies and denatured tissue |
| NEW | 10350 M | Optical Forceps , large jaws, sharp, for removing large fragments of tissue, for use with HOPKINS® Telescope 10320 AA |
| NEW | 10350 F | Optical Forceps , large jaws, blunt, serrated, for removing large fragments of tissue, for use with HOPKINS® Telescope 10320 AA |
| NEW | 10350 ST | Optical Forceps , for repositioning and removing stents, one fixed jaw |



10350 HF 10350 KF 10350 L 10350 U 10350 M 10350 MS 10350 ST



Special Features:

- The jaws of the forceps and the region of biopsy are well visualized prior to and during the procedure.
- Foreign bodies can now be removed quickly under optical control.
- The spring-action handle of the grasping forceps prevents excess pressure being applied to the foreign body.
- The depth of cut during biopsy is much easier to assess.

For use with HOPKINS® Telescope 10328 AA and Universal Bronchoscopes 10318 B – DP, size 8.5 to 6.5

10328 AA **HOPKINS® Straight Forward Telescope 0°**, diameter 4.5 mm, length 50 cm, **autoclavable**, fiber optic light transmission incorporated, color code: green

10352 H **Optical Forceps**, alligator, for hard foreign bodies

NEW 10352 KF **Optical Forceps**, for peanuts and soft foreign bodies, with spring-action handle

10352 L **Optical Forceps**, spoon-shaped, round, for biopsy

10352 U **Optical Forceps**, universal, for biopsy, for removal of foreign bodies and denatured tissue



10352 H



10352 KF



10352 L



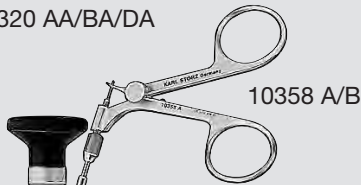
10352 U

Steerable Optical Instruments

for Biopsy

Working length 43 cm

10320 AA/BA/DA



For use with **Universal Bronchoscopes with distal illumination 10318 B/C, size 8.5 and 7.5 and HOPKINS® Telescopes 10320 AA/BA/DA**

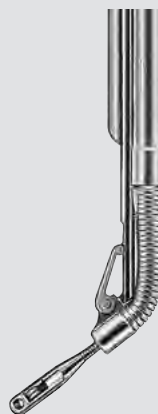
10357 **Deflecting Device**, with telescope guiding tube from proximal to distal end

Instruments for use with Deflecting Devices 10357:

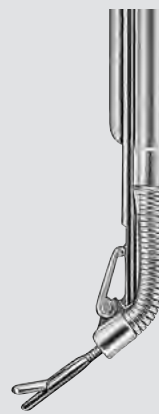
10358 A **Flexible Forceps**, spoon-shaped, for biopsy, for removal of denaturated tissue, working length 60 cm

10358 B **Flexible Biopsy Forceps**, spoon-shaped, small size, for perbronchial lung biopsy, working length 65 cm

10357



10357
10358 A

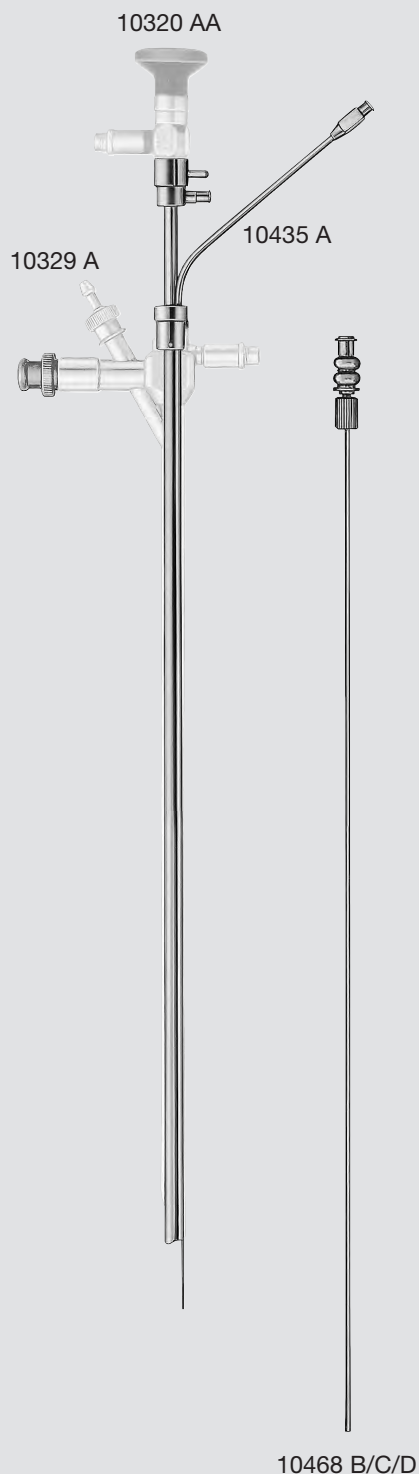


10357
10358 B

The jaws of the Flexible Biopsy Forceps 10358 A can be mechanically pressed against the intact mucosa. This enables collecting material which would slip off a conventional forceps during tangential grasping.

Rigid Instrument Guide

with Antifog System,
Accessories



For use with HOPKINS® Telescope 10320 AA and Universal Bronchoscopes 10318 B – D, size 8.5 to 6.5

10329 A **Instrument Guide**, with A. F. (anti-fog) device, can be attached to bronchoscope

Instruments for use with HOPKINS® Telescope 10320 AA and Instrument Guide 10329 A

10435 A **Puncture Needle**, for puncture biopsy, diameter 1.4 mm, working length 48 cm, for histology

10468 B **Suction Catheter**, 7.5 Fr., with Adaptor 10479 B

10468 C **Same**, 6 Fr., with Adaptor 10479 C

10468 D **Same**, 4.5 Fr., with Adaptor 10479 F

10478 D **Suction Catheter**, 5 Fr., only, package of 6

10479 B **Adaptor**, for Suction Catheter 10468 B/10478 B

10479 C **Same**, for Suction Catheter 10468 C/10478 C

10479 F **Same**, for Suction Catheter 10468 D/10478 D

Oxygen is directed at the lens through a channel in Instrument Guide 10329 A which prevents fogging of the telescope.

Tracheobronchial stents are widely used in bronchology. Indications are primarily malignant and benign tracheobronchial stenoses, but may also include tracheo-esophageal fistula and, to a certain extent, tracheobronchial malacia. It concerns mostly patients who cannot undergo surgery for functional and/or prognostic reasons. Of the three basic stent types available, i.e. polymer, metal and hybrid, the DUMON silicone stent is the most commonly used worldwide¹⁾. Since the beginning of the 90s, this stent is available in various sizes and diameters, also as bifurcation stent. Within 10 years, the "Dumon stent" has de facto acquired "gold standard" status²⁾.

A rigid bronchoscope is required to facilitate stent placement. Not only does this instrument enable insertion of this so-called "foreign body", it also – if necessary – performs repositioning and extraction. Prior to stent placement, all other interventions, such as LASER treatment, tumor resection and stenosis dilatation, are performed.

The stenosis/fistula are then measured. A stent with the appropriate diameter and length is selected on the basis of existing endobronchial conditions. A "rule of thumb" is to select a stent that is approx. two millimeters thicker than the outer diameter of the bronchoscope with the largest diameter, which is to be passed through the stenosis. In the case of malignant stenosis, the distal and proximal end of the stent should be in between 0.5 cm and 1.0 cm longer than the stenosis, in order to pass it successfully.

The silicone stent must be folded before placement in the bronchial system. KARL STORZ has designed a special applicator system for this purpose. The stent to be deployed is first placed in the folding block, folded and then advanced through the applicator system. Care should be taken that the stent and applicator is lubricated with a lubricant suitable for use with endoscopes. The applicator system can then be pushed through the bronchoscope or tracheoscope. The stent is "released" when the applicator system and the broncho/tracheoscope is withdrawn. X-Ray control is often helpful, but not absolutely necessary. Should repositioning be required, the stent can be moved backwards and forwards with an optical foreign body forceps.

Silicone bifurcation stents can also be placed using this applicator system.

Please note: the FREITAG dynamic stents are not suitable for this applicator system. These require a stent forceps²⁾ specifically designed by KARL STORZ for this purpose.

References:

¹⁾ Dumon JF: *A dedicated tracheobronchial stent. Chest* 1990;97:328-332

²⁾ Freitag L: *„Tracheobronchiale Stents“ in Interventional Bronchoscopy, 171-185, Karger, Basel, 2000*

H. TONN, M.D.,
Head Physician
Klinikum Hannover Oststadt,
Klinik für Pneumologie,
Hannover, Germany

Please note:

The TONN Stent Applicators 10520, 10530, 10540 and 10550 are available from:

NOVATECH SA
Z.I. Athélia III – Voie Antiope
13705 La Ciotat Cédex
FRANCE

Tel: +33 (0) 890 710 608
Fax: +33 (0) 890 710 609

TONN Stent Applicator



10521/22/23, 10531/32/33, 10542, 10552



10524/10534/10544/10554



10525/10535/10545/10555

10526/10536/
10546/10556

10520 TONN **Stent Applicator**, for placement of DUMON tracheobronchial silicone stents with outer diameter 14 – 18 mm and max. 10 cm length, for use with Full Lumen Operating Tracheoscope 10318 GL, size 14 mm, length 43 cm, color code: blue
including:
Basic Block
Folding System
Clamping Rod
Loading Rod
Introducer Tube, with 2-ring handle
Pusher

10530 TONN **Stent Applicator**, for placement of DUMON tracheobronchial silicone stents with outer diameter 14 – 18 mm and max. 16 cm length, for use with Full Lumen Operating Tracheoscope 10318 GL, size 14 mm, length 43 cm, color code: red
including:
Basic Block
Folding System
Clamping Rod
Loading Rod
Introducer Tube, with 2-ring handle
Pusher

10540 TONN **Stent Applicator**, for placement of DUMON tracheobronchial silicone stents with outer diameter 8 – 13 mm and max. 10 cm length, for use with Full Lumen Operating Bronchoscope 10318 ER, size 11 mm, length 43 cm, color code: green
including:
Basic Block
Folding System
Clamping Rod
Loading Rod
Introducer Tube, with 2-ring handle
Pusher

10550 TONN **Stent Applicator**, for placement of DUMON tracheobronchial silicone stents with outer diameter 9 – 12 mm and max. 6 cm length, for use with Bronchoscope Tube Universal 10318 DP, size 6.5 mm, length 43 cm, color code: white
including:
Basic Block
Folding System
Clamping Rod
Loading Rod
Introducer Tube, with 2-ring handle
Pusher

Please note: TONN stent applicators are available from NOVATECH see page 636
Full Lumen Operating Tracheo-Bronchoscopes 10318 ER/GL see page 627
Components/Spare Parts see chapter 16

The Placement of Bifurcated Airway Stents – Technique and Instruments

The placement of airway stents has become an increasingly accepted means of palliation for patients with stenoses of the central airways. While straight silicone or metal stents are relatively easy to implant, placement of bifurcated stents seems to be more complicated.

Indications for the use of Dynamic-Stents are strictures and malacia of the trachea, tumor infiltration or compression of the bifurcation, or tracheoesophageal fistulas. The insertion method and the instrument developed especially for this procedure are presented here.

Rigid bronchoscopy is performed under general anesthesia with muscle paralysis. After photoresection of obstructing tissues or dilation of benign strictures the rigid bronchoscope/tracheoscope is removed and the larynx aperture is focused on with a normal laryngoscope.

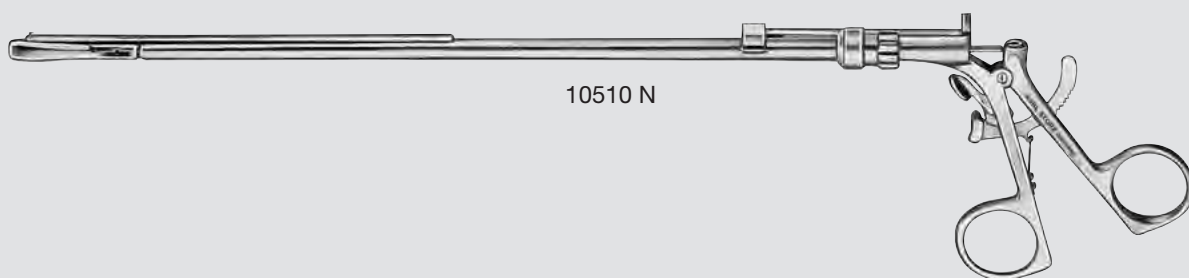
The bifurcated stent is grasped from inside with a stent forceps. By closing the jaws the bronchial limbs of the stent are narrowed to facilitate the passage through the vocal cords and the stenosis. The stent is intubated with the forceps similarly to the intubation of an endotracheal tube. After passing the larynx and the compressed areas of the trachea the ratchet of the handle is released and the forceps is carefully opened. One can easily feel how the bronchial limbs glide into the main bronchi as the forceps saddles the carina.

Then a movable pusher mounted on the instrument is used to anchor the stent while the grasping part of the stent is withdrawn. After complete removal of the forceps the patient is reintubated with a short bronchoscope or tracheoscope and stent position and function are checked. A thin flexible bronchoscope is used to aspirate any mucus and contrast medium if this has been used. Special care is taken that the right upper bronchial lobe is not blocked by the limb of the stent.

Although placement is usually possible without visual control it is further facilitated and safer under x-ray fluoroscopy. For very critical situations with tumor invasion close to the carina we used 4 ml of contrast medium to mark the narrowed trachea and the bifurcation. Under fluoroscopic control all stents could be positioned without complications. We have not seen a single tear or a perforation but one has to be aware of this potential hazard when placing a stent.

Theoretically placement of bifurcated stents with the method described could be performed without rigid bronchoscopy. Using the stent forceps, the whole procedure takes less than a minute. However, because of potential complications, we strongly recommend that only those surgeons and chest physicians should place stents who are familiar with all bronchoscopic techniques including rigid bronchoscopy.

*Prof. L. FREITAG, M. D.,
D. GRESCHUCHNA, M. D.*



10510 N



10510 N

FREITAG Stent Forceps, for the placement of dynamic stents including:

Handle, with ratchet

Outer Sheath

Forceps Insert

Pusher


Components/Spare Parts see chapter 16

Pediatric Bronchoscopes

with proximal illumination

Special Features:

- Absence of distal light carrier does not restrict inner diameter
- Prismatic Light Deflector 10101 FA inserted proximally ensures best illumination and enables full use of lumen through operating instruments
- Excellent view of operation area
- Lateral channel for introducing suction catheters and fine instruments



- | | |
|---------------------|---|
| 10339 AL | DOESEL-HUZLY Bronchoscope , size 6, length 40 cm |
| 10339 BL | Same , size 5 |
| 10339 A | DOESEL-HUZLY Bronchoscope , size 6, length 30 cm |
| 10339 B | Same , size 5 |
| 10339 BB | Same , size 4.5 |
| 10339 C | Same , size 4 |
| 10339 G | Same , size 3.7 |
| 10339 CD | Same , size 3.5 |
| 10339 EEE | Same , size 3 |
| 10339 CC | DOESEL-HUZLY Bronchoscope , size 4, length 26 cm |
| 10339 GG | Same , size 3.7 |
| 10339 DD | Same , size 3.5 |
| 10339 EE | Same , size 3 |
| 10339 D | DOESEL-HUZLY Bronchoscope , size 3.5, length 18.5 cm |
| 10339 E | Same , size 3 |
| 10339 F | Same , size 2.5 |
| 10101 FA | Prismatic Light Deflector, autoclavable , with connection to fiber optic light cable |
| 10338 M | Glass Window Plug |
| 10338 N | Rubber Telescope Guide , for use with telescopes and optical forceps |
| 10338 P | FLUVOG Adaptor , with sliding glass window plug, sealing cap, notched lens and keyhole opening, movable |
| 10338 S | Guide Piece , for suction catheter, short, bronchoscope for children and infants |
| 10338 TRA | Adjustable Magnifier, autoclavable , swing-away type, with ring adaption |
| 10924 D | Adaptor , for respirator |
| NEW 10924 DL | Adaptor , for respirator, long version |
| 10318 K | Injection Cannula , for positive pressure assisted ventilation system, LUER-Lock, outer diameter 3.5 mm |
| 10338 K | Injection Cannula , for positive pressure assisted ventilation system, LUER-Lock, outer diameter 2.7 mm, for use with Bronchoscopes 10339 E/EE/F |

Instrument Set for Neonates

for Endoscopic Treatment of Tracheo-Esophageal Fistulae

Instrument set for neonates for endoscopic treatment of tracheo-esophageal fistulae

10339 F DOESEL-HUZLY **Bronchoscope**, size 2.5, length 18.5 cm

10101 FA **Prismatic Light Deflector, autoclavable**, with connection to fiber optic light cable

10017 AA **HOPKINS® II Straight Forward Telescope 0°**, diameter 1.9 and 2.1 mm, length 18 cm, **autoclavable**, fiber optic light transmission incorporated, color code: green

10338 LCD **Telescope Bridge**, for fixed position between bronchoscope and telescope

10071 Y **Injection Cannula**

10338 S **Guide Piece**, for suction catheter, short, bronchoscope for children and infants

10924 D **Adaptor**, for respirator

NEW 10924 DL **Adaptor**, for respirator, long version

10338 K **Injection Cannula**, for positive pressure assisted ventilation system, LUER-Lock, outer diameter 2.7 mm, for use with Bronchoscopes 10339 E/EE/F

For use with working channel of Bronchoscopes 10339 A/B/BB/C – G, under control of HOPKINS® Telescopes 10324 AA/10020 ATA/10018 AA/10017 AA

10338 U **Forceps**, alligator, spoon-shaped, single action jaws, semiflexible, sheath diameter 1 mm, with cleaning connector, working length 35 cm

10338 X **Forceps**, spoon-shaped, for biopsy, single action jaws, semiflexible, width of jaws 1.2 mm, sheath diameter 1 mm, with cleaning connector, working length 35 cm

10468 B **Suction Catheter**, 7.5 Fr., with Adaptor 10479 B

10468 D **Suction Catheter**, 4.5 Fr., with Adaptor 10479 F

10338 U/X

10468 B/D

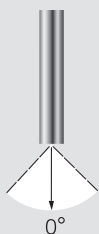
10338 U 10338 X



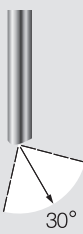
10338 LCD



10338 R/RK/RL



10018 AA
10020 ATA
10005 AA
10324 AA
10023 ABA



10324 BA

For use with 18.5 cm DOESEL-HUZLY Bronchoscopes 10339 D/E, telescope **can be fixed** in the bronchoscope when using Telescope Bridge 10338 LCD

10018 AA **HOPKINS® Straight Forward Telescope 0°**, diameter 2.7 mm, length 18 cm, **autoclavable**, fiber optic light transmission incorporated, color code: green

For use with 30 cm DOESEL-HUZLY Bronchoscopes 10339 A/B/BB/C/CD/G, telescope **can be fixed** in the bronchoscope when using Telescope Bridge 10338 LCD

10020 ATA **HOPKINS® Straight Forward Telescope 0°**, diameter 2.9 mm, length 30 cm, **autoclavable**, fiber optic light transmission incorporated, color code: green

10005 AA **HOPKINS® II Straight Forward Telescope 0°**, enlarged view, diameter 4 mm, length 30 cm, **autoclavable**, fiber optic light transmission incorporated, color code: green

For use with 30 cm DOESEL-HUZLY Bronchoscopes 10339 A/B/BB/C/CD/G, telescope **adjustable** in the bronchoscope when using Rubber Telescope Guide 10338 N

10324 AA **HOPKINS® Straight Forward Telescope 0°**, diameter 2.9 mm, length 36 cm, **autoclavable**, fiber optic light transmission incorporated, color code: green

10324 BA **HOPKINS® II Forward-Oblique Telescope 30°**, diameter 2.9 mm, length 36 cm, **autoclavable**, fiber optic light transmission incorporated, color code: red

For use with 40 cm DOESEL-HUZLY Bronchoscopes 10339 AL/BL, telescope **adjustable** in the bronchoscope when using Rubber Telescope Guide 10338 N

10023 ABA **HOPKINS® Straight Forward Telescope 0°**, diameter 2.8 mm, length 44 cm, **autoclavable**, fiber optic light transmission incorporated, color code: green

For use with Telescopes 10017/10018/10020/10005 AA

10338 LCD **Telescope Bridge**, for fixed position between bronchoscope and telescope

For use with Telescope 10324 AA

10338 RK **Telescope Bridge**, for fixed position between HOPKINS® Telescope 10324 AA and Bronchoscopes 10339 A/B/BB/C/CD/EEE/G

10338 RL **Telescope Bridge**, for fixed position between HOPKINS® Telescope 10324 AA and Bronchoscopes 10339 CC/DD/EE/GG

For use with Telescope 10005 AA

10338 R **Telescope Bridge**, for fixed position between HOPKINS® II Telescope 10005 AA and Bronchoscopes 10339 CC/GG

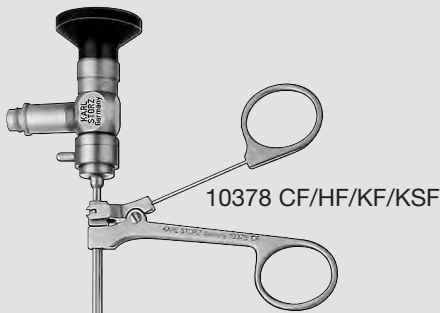
Optical Forceps and Scissors

for Pediatric Bronchoscopes size 6 – 3.5, length 30 cm – 18.5 cm

Special Features:

- Newly designed forceps enable removing of foreign bodies under precise optical control not previously possible
- Small size of forceps allows them to be introduced through pediatric bronchoscopes as of size 3.5 and larger in lengths ranging from 18.5 up to 30 cm
- Foreign bodies can be removed quickly and with utmost safety
- Better assessment of the depth of cut when taking biopsies

10324 AA



10378 CF/HF/KF/KSF

10324 AA



10378 L/S/U/M

For use with HOPKINS® Telescope 10324 AA and Bronchoscopes 10339 A – CD

10378 CF **Optical Forceps**, 2 x 2 teeth, for grasping coins and flat foreign bodies, with spring-action handle

10378 HF **Optical Forceps**, alligator, for grasping hard foreign bodies, with spring-action handle

10378 KF **Optical Forceps**, with KILLIAN bean jaws, for grasping peanuts and soft foreign bodies, with spring-action handle

NEW 10378 KSF **Optical Forceps**, VANCOUVER model, for grasping peanut fragments and soft foreign bodies, with spring-action handle

10378 L **Optical Forceps**, spoon-shaped, for biopsy

10378 S **Optical Scissors**

10378 U **Optical Forceps**, universal, for biopsy and foreign bodies removal

10378 M **Optical Forceps**, spoon-shaped, oval, for biopsy, large model



10378 CF

10378 HF

10378 KF

10378 KSF

10378 L

10378 S

10378 U

10378 M

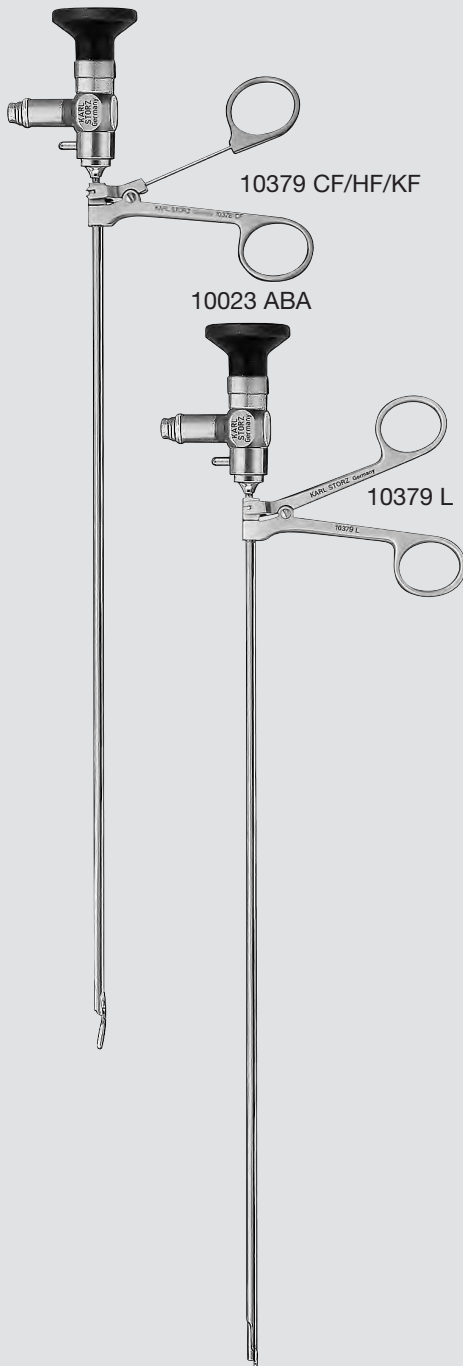
Optical Forceps

for Pediatric Bronchoscopes size 6 and 5, length 40 cm

Special Features:


- Newly designed forceps for hard and soft foreign bodies enable removal under precise optical control not previously possible
- Foreign bodies can be removed quickly and with utmost safety
- Better assessment of the depth of cut when taking biopsies

10023 ABA



For use with HOPKINS® Telescope 10023 ABA and Bronchoscopes 10339 A – CD

- 10379 CF **Optical Forceps**, 2 x 2 teeth, for grasping coins and flat foreign bodies, with spring-action handle
- 10379 HF **Optical Forceps**, alligator, for grasping hard foreign bodies, with spring-action handle
- 10379 KF **Optical Forceps**, with KILLIAN bean jaws, for grasping peanuts and soft foreign bodies, with spring-action handle
- 10379 L **Optical Forceps**, spoon-shaped, for biopsy




Optical Forceps

for Pediatric Bronchoscopes size 4 – 3.5, length 26 cm – 18.5 cm

Special Features:

- Newly designed forceps for hard and soft foreign bodies enable removal under precise optical control not previously possible
- Small size of forceps allows them to be introduced through pediatric bronchoscopes as of size 3.5 cm and larger in lengths of 26 cm or 18.5 cm
- Foreign bodies can be removed quickly and with utmost safety
- Better assessment of the depth of cut when taking biopsies

For use with HOPKINS® Telescope 10020 ATA and Bronchoscopes 10339 CC/GG/DD/D



- 10377 CF **Optical Forceps**, 2 x 2 teeth, for grasping coins and flat foreign bodies, with spring-action handle
- 10377 HF **Optical Forceps**, alligator, for grasping hard foreign bodies, with spring-action handle
- 10377 KF **Optical Forceps**, with KILLIAN bean jaws, for grasping peanuts and soft foreign bodies, with spring-action handle
- 10377 L **Optical Forceps**, spoon-shaped, for biopsy
- 10377 U **Optical Forceps**, universal, for biopsy and foreign bodies removal



10377 CF

10377 HF

10377 KF

10377 L

10377 U


Optical Forceps ^{NEW}

for Pediatric Bronchoscopes size 4 – 2.5, length 26 cm – 18.5 cm

Special Features:

- Small size of forceps allows them to be introduced through pediatric bronchoscopes as of size 2.5 and larger and in lengths ranging from 26 cm or 18.5 cm
- Foreign bodies can be removed quickly and with utmost safety
- Better assessment of the depth of cut when taking biopsies

10030 AA



10030 AA



For use with Bronchoscopes 10339 CC/GG/DD/EE/D/E/F

- NEW** 10030 AA **Miniature Straight Forward Telescope 0°**, semirigid, autoclavable, fiber optic light transmission incorporated
- Direction of view: 0°
 Angle of view: 90°
 Working length: 30.6 cm
 Outer diameter: 1.3 mm
 Color code: green
- NEW** 10374 HF **Optical Forceps**, with alligator jaws, for grasping hard foreign bodies, with spring-action handle
- NEW** 10374 L **Optical Forceps**, spoon-shaped, for biopsy



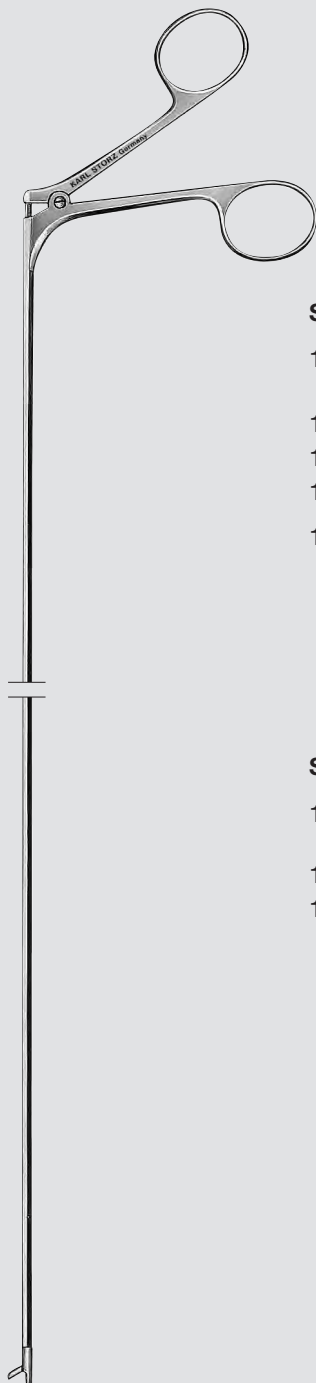
10374 HF



10374 L

Forceps and Scissors for Bronchoscopy

single action jaws



Sheath diameter 2.5 mm, working length 50 cm

- 10366 H **Forceps**, alligator, for hard foreign bodies, single action jaws, sheath diameter 2.5 mm, working length 50 cm
- 10366 K **Same**, for peanuts and soft foreign bodies
- 10366 L **Same**, spoon-shaped, round, for biopsy
- 10366 U **Same**, universal, for biopsy and foreign bodies removal
- 10366 S **Scissors**, straight, for trituration of bone fragments

Sheath diameter 2.5 mm, working length 35 cm

- 10367 H **Forceps**, alligator, for hard foreign bodies, single action jaws, sheath diameter 2.5 mm, working length 35 cm
- 10367 K **Same**, for peanuts and soft foreign bodies
- 10367 L **Same**, spoon-shaped, round, for biopsy



10366 H
10367 H



10366 K
10367 K



10366 L
10367 L



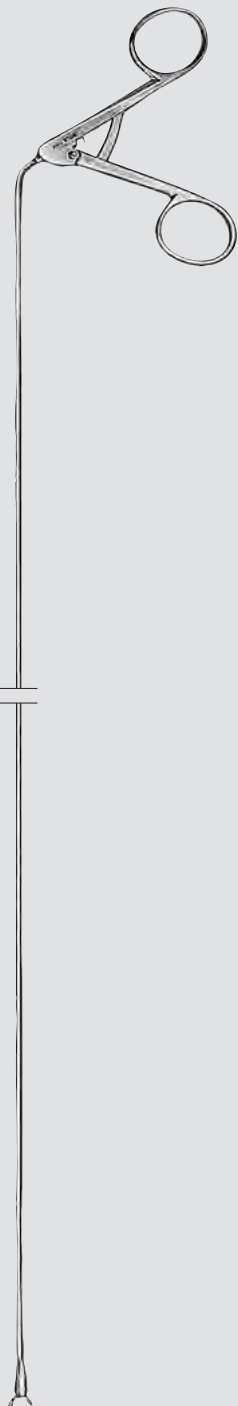
10366 U



10366 S

Forceps for Bronchoscopy

double action jaws



Sheath diameter 2.5 mm, working length 50 cm

- 10370 H **Forceps**, alligator, for hard foreign bodies, double action jaws, sheath diameter 2.5 mm, working length 50 cm
- 10370 J **Same**, pointed, serrated, for coins and flat foreign bodies
- 10370 K **Same**, for peanuts and soft foreign bodies
- 10370 L **Same**, spoon-shaped, round, for biopsy
- 10370 M **Same**, spoon-shaped, round, for biopsy, malleable
- 10370 P **Same**, with oval cupped jaws, fenestrated, for biopsy and foreign bodies
- 10370 U **Same**, universal, for biopsy and foreign bodies removal



10370 H



10370 J



10370 K



10370 L



10370 M



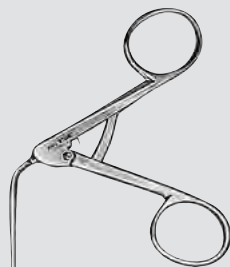
10370 P



10370 U

Forceps for Bronchoscopy

double action jaws



Sheath diameter 2 mm, working length 45 cm

- 10371 HL **Forceps**, alligator, for hard foreign bodies, double action jaws, sheath diameter 2 mm, working length 45 cm
- 10371 KL **Same**, for peanuts and soft foreign bodies
- 10371 LL **Same**, spoon-shaped, round, for biopsy
- 10371 UL **Same**, universal, for biopsy and foreign bodies removal

Sheath diameter 2 mm, working length 35 cm

- 10371 H **Forceps**, alligator, for hard foreign bodies, double action jaws, sheath diameter 2 mm, working length 35 cm
- 10371 J **Same**, pointed, serrated, for coins and flat foreign bodies
- 10371 K **Same**, for peanuts and soft foreign bodies
- 10371 L **Same**, spoon-shaped, round, for biopsy
- 10371 P **Same**, spoon-shaped, oval, fenestrated, for biopsy and foreign bodies removal
- 10371 U **Same**, universal, for biopsy and foreign bodies removal



10371 HL
10371 H



10371 J



10371 KL
10371 K



10371 LL
10371 L



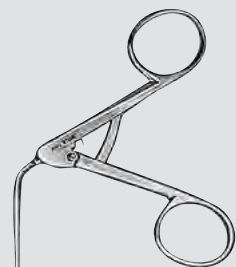
10371 P



10371 UL
10371 U

Forceps for Bronchoscopy

double action jaws



Sheath diameter 1.5 mm, working length 35 cm

- 10372 HL **Forceps**, alligator, for hard foreign bodies, double action jaws, sheath diameter 1.5 mm, working length 35 cm
- 10372 JL **Same**, pointed, serrated, for coins and flat foreign bodies
- 10372 KL **Same**, for peanuts and soft foreign bodies
- 10372 LL **Same**, spoon-shaped, round, for biopsy
- 10372 UL **Same**, universal, for biopsy and foreign bodies removal

Sheath diameter 1.5 mm, working length 25 cm

- 10372 H **Forceps**, alligator, for hard foreign bodies, double action jaws, sheath diameter 1.5 mm, working length 25 cm
- 10372 K **Same**, for peanuts and soft foreign bodies



10372 HL
10372 H



10372 JL



10372 KL
10372 K



10372 LL



10372 UL

Accessories for Bronchoscopy

Suction Tubes, Cotton Carriers, Sponge Holders and Catheters

10380 A - H

10383 A - F

10381 A - B

10382 A - B

10390 AN/BN

10384 A/B

10385 A/B

10387 A/B

10388 A

10468 B/C/D

Description of instruments see page 651

Accessories for Bronchoscopy

Suction Tubes, Cotton Carriers, Sponge Holders and Catheters

Working length 50 cm

| | |
|----------|---|
| 10380 A | Suction Tube , diameter 4 mm |
| 10380 D | Same , diameter 2.5 mm |
| 10380 H | Same , diameter 5 mm |
| 10383 A | Suction Tube , with cut-off hole, diameter 4 mm |
| 10381 A | Suction Tube , with rubber tip, straight, diameter 4 mm |
| 10382 A | Same , curved |
| 10390 AN | Coagulating Suction Tube , insulated, with connector pin for unipolar coagulation, diameter 4 mm |
| 10384 A | Cotton Applicator |
| 10385 A | Sponge Holder |
| 10387 A | Sponge Holder , with spring handle |
| 10388 A | Sponge Holder , for sterile smears |

Working length 35 cm

| | |
|----------|---|
| 10380 AK | Suction Tube , diameter 4 mm |
| 10380 B | Same , diameter 3 mm |
| 10380 CB | Same , diameter 2 mm |
| 10383 B | Suction Tube , with cut-off hole, diameter 3 mm |
| 10383 BL | Same , diameter 5.5 mm |
| 10381 B | Suction Tube , with rubber tip, straight, diameter 2 mm, working length 35 cm |
| 10382 B | Same , curved |
| 10390 BN | Coagulation Suction Tube , insulated, with connector pin for unipolar coagulation, diameter 3 mm |
| 10384 B | Cotton Applicator |
| 10385 B | Sponge Holder |
| 10387 B | Sponge Holder , with spring handle |

Working length 30 cm

| | |
|----------|--|
| 10383 DD | Suction Tube , with cut-off hole, diameter 2 mm |
| 10383 F | Same , diameter 3 mm |

Working length 25 cm

| | |
|----------|--|
| 10380 C | Suction Tube , diameter 2 mm |
| 10383 C | Suction Tube , with cut-off hole, diameter 2 mm |
| 10383 CC | Same , diameter 1 mm |
| 10383 D | Same , diameter 3 mm |
| 10383 E | Same , diameter 4 mm |

For use through the working channel under control of HOPKINS® telescope:

| | |
|---------|---|
| 10468 B | Suction Catheter , 7.5 Fr., with Adaptor 10479 B |
| 10468 C | Same , 6 Fr., with Adaptor 10479 C |
| 10468 D | Same , 4.5 Fr., with Adaptor 10479 F |

Components/Spare Parts see chapter 16

Accessories for Bronchoscopy

Instruments for aspiration, irrigation and puncture biopsy



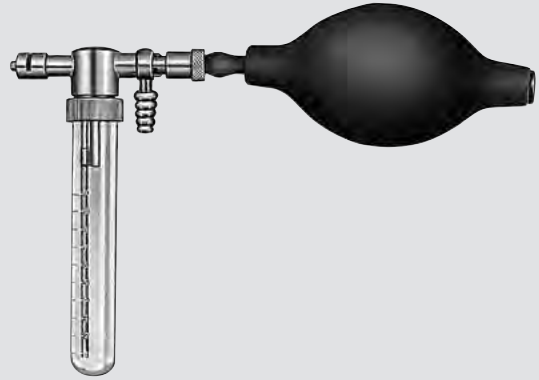
10432 ED



10432 N/T




10434 V




10434

- 10432 N **Aspirator**, for collecting secretions, with cut-off hole, with Spare Glass 10432 E, can be connected to suction tubes or suction catheters
- 10432 T **Same**, without cut-off hole
- 10432 ED **Collection Device**, plastic, for single use, with lid, package of 100, for use with HUZLY Aspirator and Bronchus Irrigator 10434 and Intermediate Ring 10434 Z
- 10434 **HUZLY Aspirator and Bronchus Irrigator**, with Graduated Container 10455 A and Rubber Bulb 437000. After switching manifold from "Irrigation" to "Suction", the injected irrigation fluid is immediately withdrawn again together with the bronchial secretion



10434 A/B

- 10434 A **Suction Tube**, diameter 4 mm, length 50 cm, for use with HUZLY Aspirator and Bronchus Irrigator 10434
- 10434 B **Same**, diameter 3 mm, length 35 cm



10436

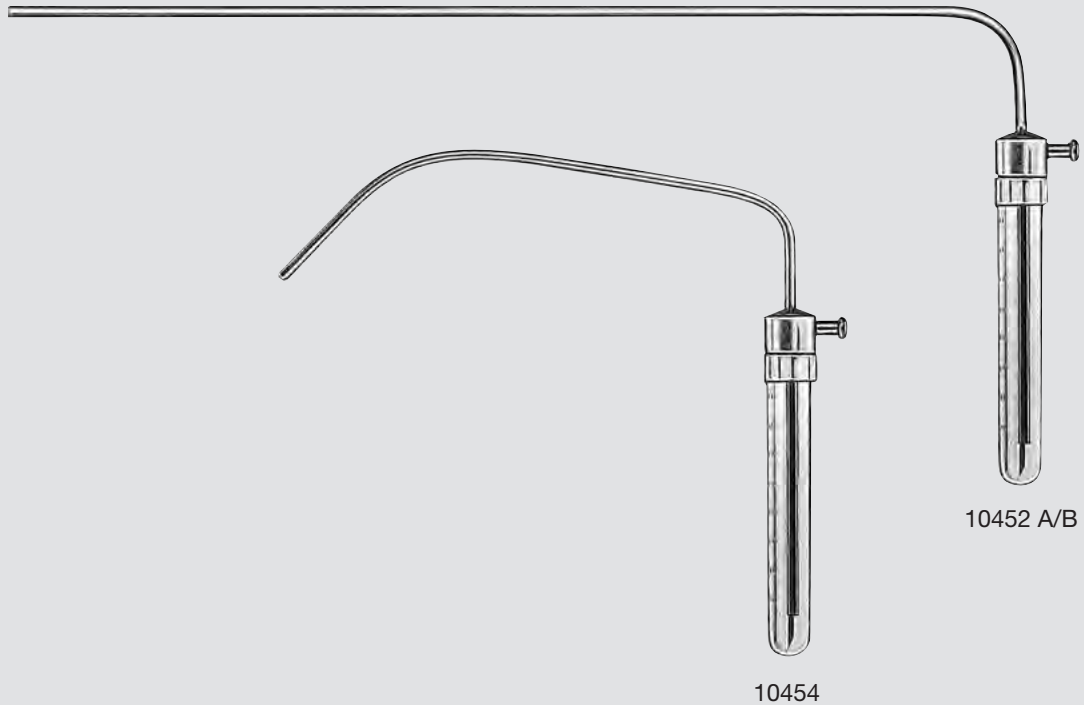


- 10436 **Aspiration Biopsy Needle**, for transbronchial biopsy, distal straight, diameter 1.6 mm, working length 47 cm
- 10438 **Same**, distally angled

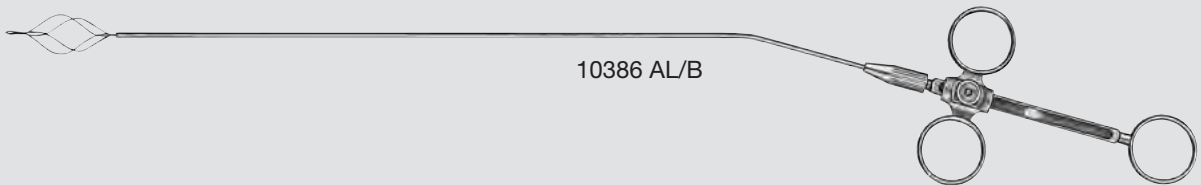
Components/Spare Parts see chapter 16

Accessories for Bronchoscopy

Atomizers, Foreign Body Baskets and Brushes



- 10452 A **Bronchial Atomizer**, with Graduated Container 10455 A and Rubber Bulb 437000, length 50 cm
- 10452 B **Same**, length 40 cm
- 10454 **Laryngeal Atomizer**, with Graduated Container 10455 A and Rubber Bulb 40924 H
- 10455 A **Graduated Container, autoclavable**, for HUZLY Aspirator and Bronchus Irrigator 10434, Bronchial Atomizer 10452 A/B and Rubber Bulb 10454



- 10386 AL **Foreign Body Basket**, with ring handle, working length 55 cm
- 10386 B **Same**, working length 35 cm

3-11

Components/Spare Parts see chapter 16

Accessories for Bronchoscopy

Antifog Solution



15006 B



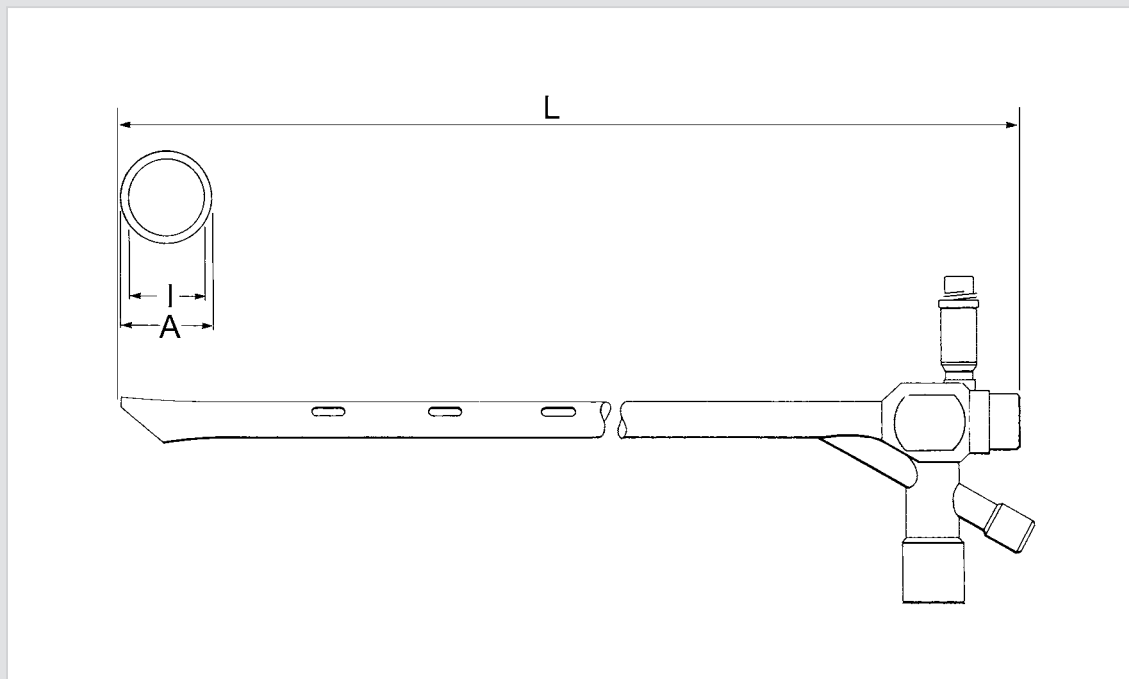
15006 C



15006 D

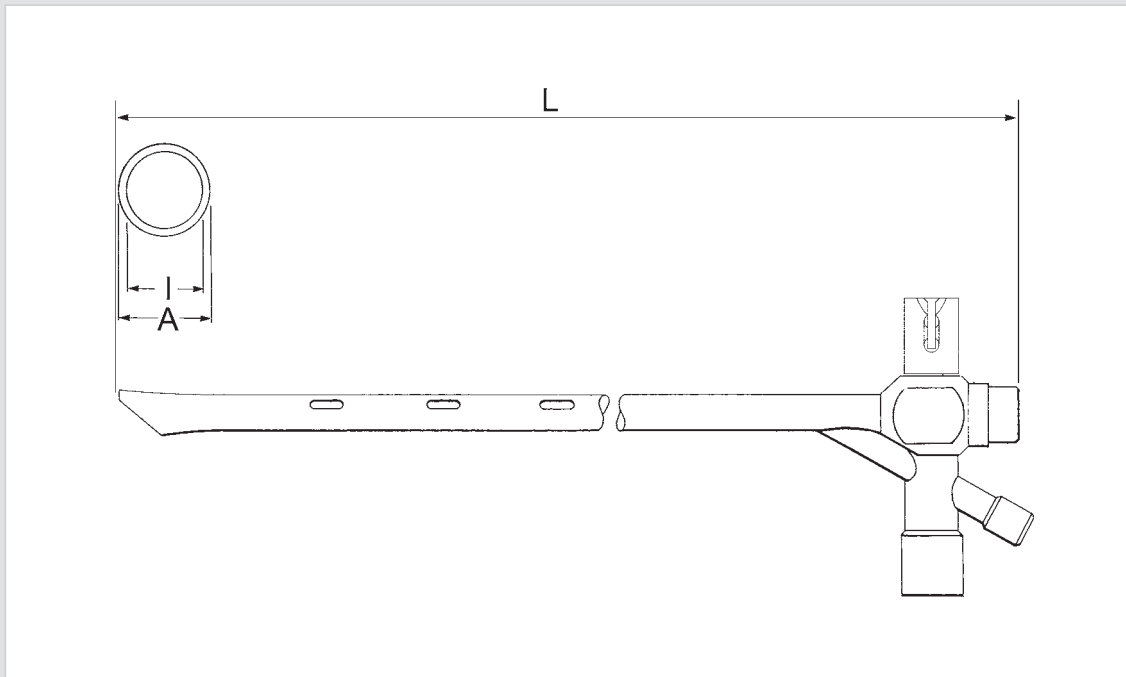
- 15006 B "ULTRA STOP" **Antifog Solution**, 25 ml, pipette bottle
- 15006 C "ULTRA STOP" **Antifog Solution**, 30 ml, sterile, pierce bottle
- 15006 D "ULTRA STOP" **Antifog Solution**, 15 ml, atomizer bottle

Dimensions of Universal Bronchoscopes



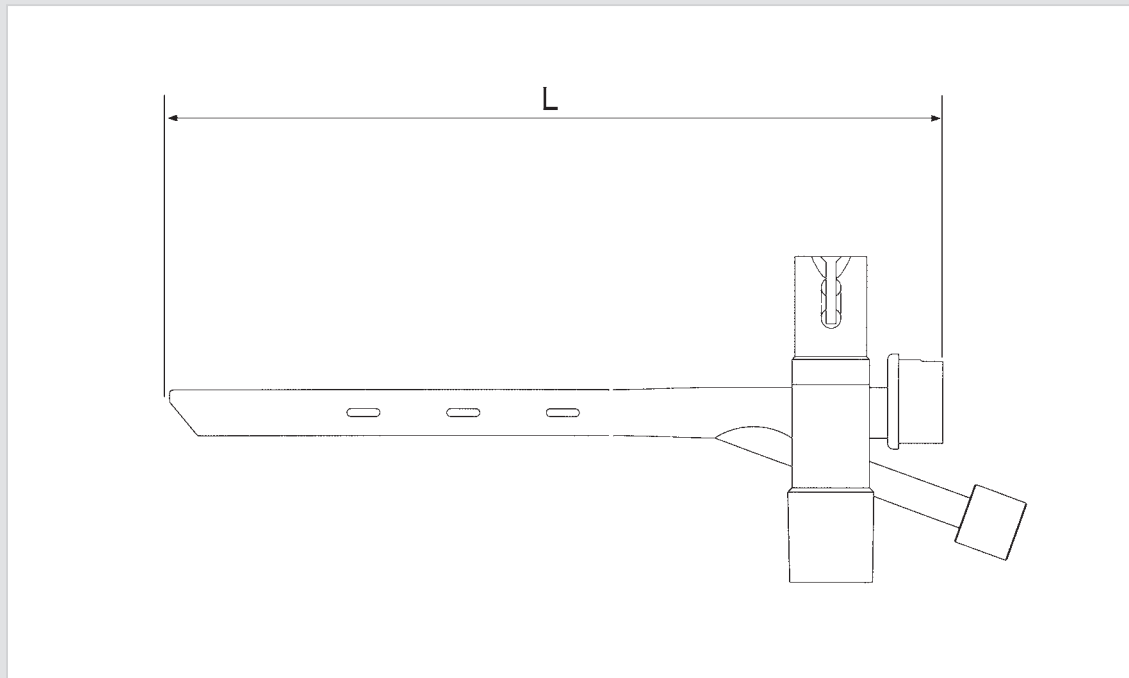
| Art. No. | Size | Total Length - L - | Inner Diameter - I - | Outer Diameter - A - | Telescopes | Optical Forceps |
|---------------------|------|-----------------------|-------------------------|-------------------------|------------|--|
| 10318 B | 8.5 | 43 cm | 10 mm | 11 mm | 10320 | 10350 HF, 10350 KF, 10350 L, 10350 ST, 10350 U, with 10320 AA, 10320 BA |
| 10318 BP | 8.5 | 43 cm | 10 mm | 11 mm | 10320 | 10350 HF, 10350 KF, 10350 L, 10350 M, 10350 MS, 10350 ST, 10350 U, with 10320 AA, 10320 BA |
| 10318 C 10318 CP | 7.5 | 43 cm | 9 mm | 10 mm | 10320 | 10350 HF, 10350 KF, 10350 L, 10350 ST, 10350 U, with 10320 AA, 10320 BA |
| 10318 D 10318 DP | 6.5 | 43 cm | 8 mm | 9 mm | 10320 | 10352 H, 10352 L, 10352 KF, 10352 U, with 10328 AA, 10328 BA |

Dimensions of Universal Bronchoscopes



| Art. No. | Size | Total Length - L - | Inner Diameter - I - | Outer Diameter - A - | Telescopes | Optical Forceps |
|----------|------|-----------------------|-------------------------|-------------------------|------------|--|
| 10318 G | 14 | 33 cm | 13 mm | 14 mm | 10320 | 10350 HF, 10350 KF, 10350 L, 10350 M, 10350 MS, 10350 ST, 10350 U, with 10320 AA, 10320 BA |
| 10318 GL | 14 | 43 cm | 13 mm | 14 mm | 10320 | |
| 10318 ER | 11 | 43 cm | 10 mm | 11 mm | 10320 | |

DOESEL-HUZLY
Dimensions of Pediatric Bronchoscopes
with proximal illumination



| Art. No. | Size | Total Length - L - | Telescopes | Optical Forceps |
|--|----------------------------------|--|----------------------------------|---|
| 10339 AL 10339 BL | 6 5 | 40 cm 40 cm | 10023 10023 | 10379 CF, 10379 HF, 10379 KF, 10379 L, with 10023 ABA |
| 10339 A 10339 B 10339 BB 10339 C 10339 G 10339 CD | 6 5 4.5 4 3.7 3.5 | 30 cm 30 cm 30 cm 30 cm 30 cm 30 cm | 10324 10020 | 10378 CF, 10378 HF, 10378 KF, 10378 KSF, 10378 L, 10378 M, 10378 S, 10378 U, 10378 X, with 10324 AA |
| 10339 EEE | 3 | 30 cm | 10324 10020 | - |
| 10339 CC 10339 GG 10339 DD | 4 3.7 3.5 | 26 cm 26 cm 26 cm | 10324 10020 | 10377 CF, 10377 HF, 10377 KF, 10377 L, 10377 U, with 10020 ATA |
| 10339 EE | 3 | 26 cm | 10324 10020 | 10374 L, 10374 HF |
| 10339 D | 3.5 | 18.5 cm | 10018 10020 | 10377 CF, 10377 HF, 10377 KF, 10377 L, 10377 U, with 10020 ATA |
| 10339 E | 3 | 18.5 cm | 10018 10020 10030 | 10374 L, 10374 HF, with 10030 AA |
| 10339 F | 2.5 | 18.5 cm | 10017 10018 10020 10030 | 10374 L, 10374 HF, with 10030 AA |

11-98z



NAVIGATION

Navigation Panel Unit (NPU)

Straightforward and Efficient Support for ENT Surgery

Similar to car navigation technology, surgery also requires a tool that provides safe and secure orientation towards a destination by means of a patient roadmap, uncomplicated surgical routes and a clear indication of

danger zones. The system should always enable the surgeon to determine the exact location of an instrument in a patient's body. The KARL STORZ Navigation Panel Unit provides the surgeon with this ability.

Special Features:

- Mobile, space-saving system with intuitive handling
- Easy assembly and flexible use in the OR
- Durable, robust and autoclavable navigation instruments
- Reduced costs through autoclavable accessories and shorter surgery time



Navigation Panel Unit (NPU)

Straightforward and Efficient Support for ENT Surgery



40 8000 01

- 40 8000 01** **KARL STORZ Navigation System NPU**, positioning aid for navigated ENT surgery, including:
- Panel PC**, including installed ENT navigation software and passive touch pen
 - Optical Mouse**
 - Camera**
 - Electronic Box**
 - Docking Adaptor**, for panel PC, with CD-RW/DVD-ROM
 - Stand**, mobile, with locking knob for camera
 - Data Cable**
 - VGA Cable**
 - Camera Cable**
 - Headband with Plastic Holder**
 - Patient Tracker II**, with glass marker spheres, **autoclavable**
 - Case**, for panel PC, camera, electronic box, mobile stand and connecting cables
 - Navigation Probe**, with glass marker spheres, **autoclavable**
 - Mains Cord**

Components/Spare Parts see chapter 16

Probe, Patient Tracker and Headband

for Navigation System (NPU)




40 8001 10

40 8001 10 **Navigation Probe**, with 3 fixed glass marker spheres, **autoclavable**, dimensions: 295 x 15 x 30 mm, for use with KARL STORZ SURGICAL COCKPIT® Navigation Systems



40 8000 87

40 8000 87 **Patient Tracker II**, with verification adaptor, 3 incorporated glass marker spheres and fixation screw, **autoclavable**, dimensions: 80 x 60 x 12 mm, for use with KARL STORZ SURGICAL COCKPIT® Navigation Systems



40 8000 80

40 8000 80 **Headband**, for navigation system NPU, standard size, with plastic holder for Patient Tracker II **40 8000 87**

The autoclavable Probe **40 800110** with glass spheres for position tracking is a versatile, basic instrument for navigation.

The more user-friendly, autoclavable Patient Tracker II **40 8000 87** ensures position tracking and orientation of the patient.

Navigation Suction Tubes ^{NEW}

angular, curved downwards, curved upwards


Outer diameter 3 mm, working length 9 cm



40 8001 40

- 40 8001 40 FRAZIER **Navigated Suction Tube**, angular, for right-handed use, with cut-off hole, 9 Fr., working length 10 cm, for use with KARL STORZ SURGICAL COCKPIT® Navigation Systems

Outer diameter 3 mm, working length 11 cm



40 8001 50

- 40 8001 50 v. EICKEN **Navigated Suction Tube**, curved upwards, for right-handed use, outer diameter 3 mm, length 12.5 cm, for use with KARL STORZ SURGICAL COCKPIT® Navigation Systems



40 8001 60

- 40 8001 60 v. EICKEN **Navigated Suction Tube**, curved downwards, for right-handed use, outer diameter 3 mm, length 12.5 cm, for use with KARL STORZ SURGICAL COCKPIT® Navigation Systems

Instrument Tracker ^{NEW}


for Navigation System (NPU)

The autoclavable instrument tracker is designed for the navigation of various instruments. The small size of the

instrument tracker reduces the risk of collision and ensures very good instrument maneuverability.

Special Features:

- User-friendly handling thanks to optimized, miniaturized design
- Can be used for various navigation instruments



40 8001 20 **Tool Tracker**, for navigated instruments, with 3 fix-mounted glass spheres, **autoclavable**, dimensions: 70 x 50 x 14 mm, for use with navigated instruments **40 8001 4x**, **40 8001 5x**, **40 8001 6x** and **40 8001 7x**

Suction Tube Verification Adaptor ^{NEW}

The autoclavable verification adaptor enables easy and secure verification testing of various navigation in-

struments. The adaptor is used to verify the proper functioning of navigation suction tubes prior to use.




40 8001 30

40 8001 30 **Suction Tube Verification Adaptor, autoclavable,**
dimensions: 35 x 4 x 14 mm, for use with Patient
Tracker 40 8000 86

Please note: This adaptor is not required for Patient Tracker II 40 8000 87

Wire Tray for Navigation Probe and Patient Tracker ^{NEW}

The wire tray ensures hygienic and secure sterilization, cleaning and storage of standard navigation instrument sets.




39502 NAV1

39502 NAV1 **Wire Tray for Cleaning, Sterilization and Storage** of one navigation probe and one patient tracker, with silicone knob mat, fixation system and lid, stackable, external dimensions (w x d x h): 240 x 250 x 70 mm

Please note: The instruments displayed are not included in the rack.

Wire Tray for Suction Tubes and Instrument Tracker ^{NEW}

The wire tray ensures hygienic and secure sterilization, cleaning and storage of the suction tube sets.



39502 NAV2

39502 NAV2 **Wire Tray for Cleaning, Sterilization and Storage** of three suction tubes and three instrument trackers, with silicone knob mat and small parts basket, stackable, external dimensions (w x d x h): 240 x 250 x 70 mm

Please note: The instruments displayed are not included in the rack.

DrillCut-X® II N Shaver Handpiece ^{NEW}

Special Features:

- Powerful motor
- Absolutely silent running
- Enhanced ergonomics
- Reduced-weight design
- Oscillation mode for shaver blades, max. 10,000 rpm
- Rotation mode for sinus shavers, max. 12,000 rpm
- Straight suction channel and integrated irrigation
- Variable handle allows connection with various handpieces and enables more comfortable work
- Easy hygienic processing, suitable for use in washer and autoclavable at 134° C
- Quick coupling mechanism facilitates more rapid exchange of working inserts
- Proven DrillCut-X® blade portfolios can be used
- Adaptation possibilities for Shaver Tracker 40 8001 22
- Allows shaver navigation when used with NPU 40 8000 01



40 7120 55

- 40 7120 55 DrillCut-X® II N Shaver Handpiece**, with adaption possibilities for Shaver Tracker **40 8001 22**, for use with UNIDRIVE® S III ECO/ENT/NEURO



40 8001 22

- 40 8001 22 Shaver Tracker, autoclavable**, with glass marker spheres incorporated, for use with DrillCut-X® II N Shaver Handpiece **40 7120 55** and navigation systems NPU **40 8000 01** and NBU **40 8100 01**

Handle ^{NEW} for DrillCut-X® II Shaver Handpiece


for use with DrillCut-X® II 40 7120 50 and DrillCut-X® II N 40 7120 55

STORZ
KARL STORZ — ENDOSKOPE

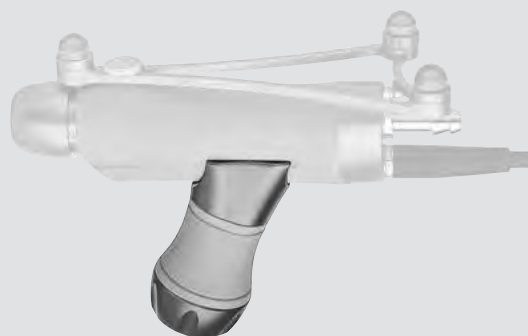
Special Features:

- Ergonomic design
- Ultralight construction
- Easy handle control allows individual adjustment
- Variable mounting options to DrillCut-X® II or DrillCut-X® II N shaver handpieces
- Easy fixation via rotary lock
- Easy hygienic processing, suitable for use in washer and autoclavable at 134 °C

Positioning Handle 40 7120 90



40 7120 90



40 7120 90

40 7120 90 **Handle**, adjustable, for use with DrillCut-X® II 40 7120 50 and DrillCut-X® II N 40 7120 55



MICROSCOPY

HD Imaging with Operating Microscopes

Direct Adaption



With the operating microscope the surgeon always has a perfect view of the operating field. Assistants, OR nurses and students, however, often experience poor video presentation, especially if FULL HD visualization is not available. KARL STORZ offers solutions from one source that equip operating microscopes from leading manufacturers with advanced FULL HD technology. To achieve optimal results, all components in the video chain – from the camera system to the monitor – must be of the highest quality.

The most straightforward and professional connection between the camera and the microscope is the so-called direct adaption.

Here the H3-M COVIEW® microscope camera and the corresponding QUINTUS® TV adaptor are directly connected to the microscope via the C-MOUNT connection.



Direct adaption to the VARIO operating microscope from Carl Zeiss Meditec

HD Imaging with Operating Microscopes

System Overview

Camera and Camera Control Unit



+



IMAGE 1 HUB™ HD Camera Control Unit

H3-M HD Microscope Camera Head

TV Adaptors



or



or

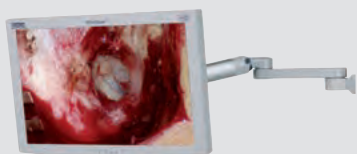


QUINTUS® TV Adaptor,
for CARL ZEISS MEDITEC

QUINTUS® TV Adaptor,
for LEICA Microsystems

QUINTUS® TV Adaptor,
for Möller Wedel

HD Monitor and ZeroWire



+



FULL HD WIDEVIEW Monitor
see catalog TELEPRESENCE

ZeroWire Video Transmission Set
see catalog TELEPRESENCE

Documentation System



KARL STORZ AIDA® compact NEO
advanced/standard (optional)
see catalog TELEPRESENCE

Accessories

Equipment Cart 29005 LAP
see catalog TELEPRESENCE

HD Imaging with Operating Microscopes

System Components



H3-M HD Microscope Camera Head

For use with IMAGE 1 HUB™ HD Camera Control Unit SCB 22201011U1xx and IMAGE1 HD Camera Control Unit SCB 22202011U1xx



22 2200 54-3 / 22 2201 54-3

NEW 22 2200 54-3 **50 Hz** **IMAGE1 H3-M COVIEW® Three-Chip FULL HD Microscope Camera Head**
60 Hz

max. resolution 1920 x 1080 pixels, progressive scan, with C-MOUNT thread for coupling to microscopes, 2 freely programmable camera head buttons, with detachable camera head cable, length 900 cm, for use with color systems **PAL/NTSC**

NEW 22 2201 54-3 **60 Hz** **IMAGE1 H3-M Three-Chip FULL HD Microscope Camera Head**

max. resolution 1920 x 1080 pixels, progressive scan, with C-MOUNT thread for coupling to microscopes, 2 freely programmable camera head buttons, with detachable camera head cable, length 900 cm, for use with color system **NTSC**

Specifications:

| IMAGE1 FULL HD Camera Heads | H3-M |
|-----------------------------|---------------------|
| 50 Hz | 22 2200 54-3 (PAL) |
| 60 Hz | 22 2201 54-3 (NTSC) |
| Image sensor | 3x 1/3" CCD chip |
| Pixel output signal H x V | 1920 x 1080 |
| Dimensions (w x h x l) | 45 x 47 x 87 mm |
| Weight | 260 g |
| Optical interface | C-MOUNT connection |
| Min. sensitivity | F 1.9/1.4 Lux |
| Grip mechanism | C-MOUNT connection |
| Cable | detachable |
| Cable length | 900 cm |

IMAGE 1 HUB™ HD Camera Control Unit



222010 11U1 IMAGE 1 HUB™ HD Camera Control Unit SCB

for use with IMAGE1 FULL HD and IMAGE1 standard one- and three-chip camera heads, max. resolution 1920 x 1080 pixels, with integrated **KARL STORZ-SCB** and integrated digital Image Processing Module, color systems PAL/NTSC, power supply 100 – 240 VAC, 50/60 Hz

including:

Mains Cord

BNC/BNC Video Cable

S-Video (Y/C) Connecting Cable

Special RGBS Connecting Cable

2x Connecting Cable, for controlling peripheral units

DVI-D Connecting Cable

SCB Connecting Cable

Keyboard, with US English character set

222010 11U102 IMAGE 1 HUB™ HD Camera Control Unit SCB, with SDI Module

for use with IMAGE1 FULL HD and IMAGE1 standard one- and three-chip camera heads, max. resolution 1920 x 1080 pixels, **with integrated SDI (Serial Digital Interface) module**, **KARL STORZ-SCB** and digital Image Processing Module, color systems PAL/NTSC, power supply 100 – 240 VAC, 50/60 Hz

including:

Mains Cord

BNC/BNC Video Cable

S-Video (Y/C) Connecting Cable

Special RGBS Connecting Cable

2x Connecting Cables, for controlling peripheral units

DVI-D Connecting Cable

SCB Connecting Cable

Keyboard, with US English character set

Components/Spare Parts see catalog TELEPRESENCE

HD Imaging with Operating Microscopes

System Components

IMAGE 1 HUB™ HD Camera Control Unit

IMAGE 1
HD



NEW 222010 11U112 **IMAGE 1 HUB™ HD Camera Control Unit SCB, with SDI/ICM module**

for use with IMAGE1 FULL HD and IMAGE1 standard one- and three-chip camera heads, max. resolution 1920 x 1080 pixels, **with integrated ICM (Image Capture Module) and SDI (Serial Digital Interface) modules, KARL STORZ-SCB** and digital Image Processing Module, color systems PAL/NTSC, power supply 100 – 240 VAC, 50/60 Hz

including:

Mains Cord

BNC/BNC Video Cable

S-Video (Y/C) Connecting Cable

2x **Connecting Cable**, for controlling peripheral units

DVI-D Connecting Cable

SCB Connecting Cable

Keyboard, with US English character set

2x **KARL STORZ USB Stick**, 4 GB



NEW 222020 11U110 **IMAGE1 HD Camera Control Unit SCB, with ICM module**

for use with IMAGE1 FULL HD three-chip camera heads, max. resolution 1920 x 1080 pixels, **with integrated ICM (Image Capture Module), KARL STORZ-SCB** and digital Image Processing Module, power supply 100 – 240 VAC, 50/60 Hz

including:

Mains Cord

2x **Connecting Cable**, for controlling peripheral units

DVI-D Connecting Cable

SCB Connecting Cable

Keyboard, with US-English character set

2x **KARL STORZ USB Stick**, 4 GB

Components/Spare Parts see catalog TELEPRESENCE

HD Imaging with Operating Microscopes

System Components

QUINTUS® – High-Performance TV Adaptor for Operating Microscopes

Unleash the full performance of your operating microscope from CARL ZEISS MEDITEC – with FULL HD imaging solutions from KARL STORZ

The new QUINTUS® TV adaptor is the perfect interface between the surgical microscope and the KARL STORZ H3-M FULL HD microscope camera head.

The innovative features of QUINTUS® are easy to use, making it one of the most flexible TV adaptors on the market.



QUINTUS® stands for 5 main features:

- A **rotating C-MOUNT connection** at the QUINTUS® TV adaptor allows immediate adaption of the camera orientation during mounting.
- The **focus control** makes it possible to easily achieve parfocality (perfectly sharp camera and microscope images).
- The **iris control** provides convenient and optimal adjustment of the depth of field.
- **Pan (X) function** enables adjustment of the horizontal position of the camera image.
- **Tilt (Y) function** enables adjustment of the vertical position of the camera image. The pan and tilt functions helps the surgeon to adjust the position of the camera image according to his individual needs.

Focal length of the QUINTUS® TV adaptor:

The QUINTUS® TV adaptor for H3-M HD microscope camera head is available in 2 focal lengths (45 and 55 mm). This provides an optimal FULL HD image in 16:9.

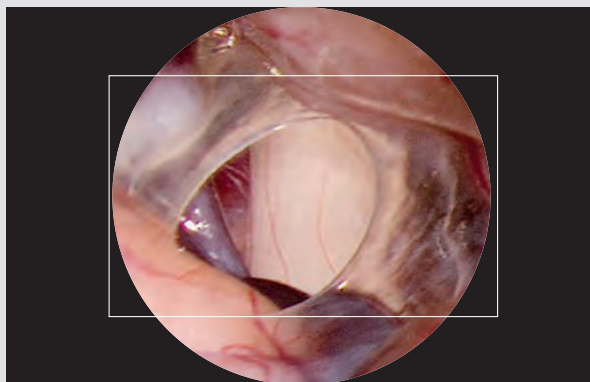


Fig. 1: Camera image detail with a focal length of 45 mm

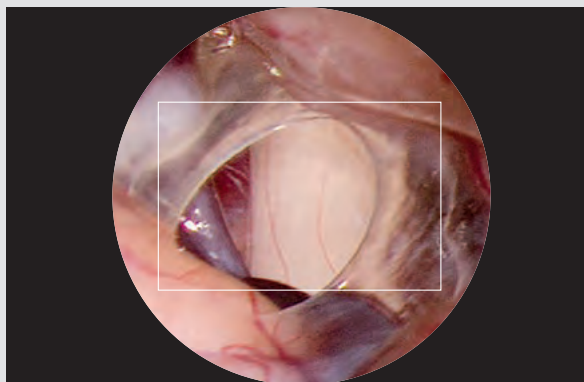


Fig. 2: Camera image detail with a focal length of 55 mm

HD Imaging with Operating Microscopes

System Components

QUINTUS® TV Adaptor



20 9230 45/20 9230 55

20 9230 45

QUINTUS® Z 45 TV Adaptor, for CARL ZEISS MEDITEC operating microscopes, f = 45 mm, recommended for IMAGE1 HD H3-M/H3-M COVIEW® camera heads

20 9230 55

QUINTUS® Z 55 TV Adaptor, for CARL ZEISS MEDITEC operating microscopes, f = 55 mm, recommended for IMAGE 1 HD H3-M/H3-M COVIEW®, H3, H3-Z as well as S1 and S3 camera heads



20 9330 45/20 9330 55

20 9330 45

QUINTUS® L 45 TV Adaptor, for LEICA Microsystems operating microscopes, f = 45 mm, recommended for IMAGE1 H3-M/H3-M COVIEW® HD microscope camera heads

20 9330 55

QUINTUS® L 55 TV Adaptor, for LEICA Microsystems operating microscopes, f = 55 mm, recommended for IMAGE 1 HD H3-M/H3-M COVIEW®, H3, H3-Z as well as S1 and S3 camera heads



20 9530 45/20 9530 55

20 9530 45

QUINTUS® M 45 TV Adaptor, for Möller-Wedel operating microscopes, f = 45 mm, recommended for IMAGE1 HD H3-M/H3-M COVIEW® camera heads

20 9530 55

QUINTUS® M 55 TV Adaptor, for Möller-Wedel operating microscopes, f = 55 mm, recommended for IMAGE 1 HD H3-M/H3-M COVIEW®, H3, H3-Z as well as S1 and S3 camera heads



20 9250 00

20 9250 00

Iris, for ZEISS Pentero®, iris as a necessary extension between the QUINTUS® TV adaptor and the operating microscope ZEISS Pentero®



301513


301513

Optical Beamsplitter 50/50, for use with ZEISS operating microscope or colposcope

Note: Optical beamsplitters for other operating microscopes (i.e. LEICA or Möller-Wedel) are available directly from the manufacturers.

VITOM® 25 *NEW*
Visualization System for Microsurgery

STORZ
KARL STORZ — ENDOSKOPE



8-11

VITOM® 25 from KARL STORZ represents a revolutionary and innovative way of displaying open surgery with minimal access in a high quality and ergonomic manner.

VITOM® 25 is based on the renowned HOPKINS® II rod lens system from KARL STORZ. With the help of a holding system, the VITOM® 25 is placed at a working distance of 25 – 75 cm above the surgical field. This gives the surgeon more room to work.

The small size of the VITOM® 25 reduces space requirements in the OR to a minimum. Due to its slim and compact design, the surgical field is not obstructed and even long instruments can be used with ease. The VITOM® 25 system provides excellent depth of field, optimal magnification, good contrast and excellent color reproduction, which are the requisites for FULL HD display and recording.

The VITOM® 25 system offers:

- Excellent FULL HD image quality
- Great depth of view
- Large working distance
- Ergonomic monitor work

The first-class enhanced imaging can be observed via a FULL HD monitor from a convenient distance by the surgeon, the assistant as well as the entire OR team.

The VITOM® 25 system has proven to be an excellent alternative to OR illumination cameras, loupes or operating microscopes in various surgical disciplines.

The VITOM® 25 is equipped with an integrated illumination, which can be supplemented with an optional illuminator.

The system allows further use of existing units. A FULL HD endoscope imaging solution from KARL STORZ can also be used with the VITOM® 25 exoscope.

- Compact design requiring minimal space in the OR
- Use of existing KARL STORZ FULL HD endoscopy system possible



Prof. Dr. G. Strauß, IRDC, Leipzig, Germany

Exoscope and Illumination



Camera and Display



Holding System



Documentation System




KARL STORZ AIDA® compact NEO advanced
see catalog TELEPRESENCE

Accessories

Equipment Cart 29005 LAP
see catalog TELEPRESENCE

Diameter 10 mm, length 11 cm



20 9160 20

20 9160 20 **VITOM® 25 Telescope 0°**, VITOM® 25 HOPKINS® II straight forward telescope 0°, working distance 25 – 75 cm, diameter 10 mm, length 11 cm, **autoclavable**, fiber optic light transmission incorporated, color code: green

Fiber Optic Light Cables 495 NE and NVB recommended



20 9180 20

20 9180 20 **VITOM® 25 Distance Rod**, length 25 cm

optional:



20 9170 00

20 9170 00 **VITOM® 25 Illuminator**, with 2 adjustable lenses and holding device for VITOM® 25 telescopes, **autoclavable**, for use with VITOM® 25 telescopes (20 9160 20 and equivalent models) and Y-Fiber Optic Light Cable 495 UV, not suitable for use with VITOM® telescopes of the 2nd generation with integrated illuminator

Y-Fiber Optic Light Cable 495 UV recommended

| | | |
|--|--------------------------------|------------------------------|
| Working distance: | 25 – 60 cm | |
| Depth of view at working distance of: Depth of view: | 25 cm approx. 3.5 cm | 50 cm approx. 7 cm |
| Field of view at working distance of: H3-Z camera zoom 1x H3-Z camera zoom 2x | 25 cm 5 cm 3.5 cm | 50 cm 10 cm 7 cm |
| Reproduction scale at working distance of: | 25 cm | 50 cm |
| 26" Monitor: H3-Z camera zoom 1x H3-Z camera zoom 2x | approx. 8x approx. 16x | approx. 4x approx. 8x |
| 42" Monitor: H3-Z camera zoom 1x H3-Z camera zoom 2x | approx. 14x approx. 28x | approx. 7x approx. 14x |
| 52" Monitor: H3-Z camera zoom 1x H3-Z camera zoom 2x | approx. 17x approx. 34x | approx. 8x approx. 16x |



Prof. Dr. G. Strauß, IRDC, Leipzig, Germany



495 NE



495 NVB

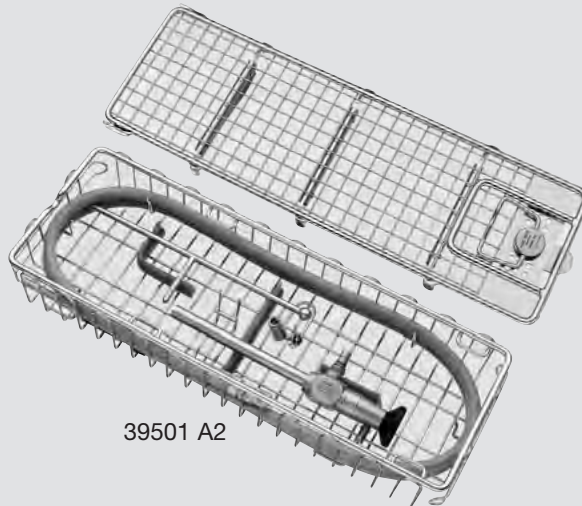


495 NVC

495 NE **Fiber Optic Light Cable,**
diameter 4.8 mm, length 300 cm

495 NVB **Fiber Optic Light Cable,** with 90° deflection to
the instrument, diameter 4.8 mm, length 300 cm

495 NVC **Fiber Optic Light Cable,** with 90° deflection to
the instrument, very narrow radius of curvature,
diameter 4.8 mm, length 300 cm



39501 A2

39501 A2 **Wire Tray for Cleaning, Sterilization and Storage**
of two rigid endoscopes and one light cable,
including holder for light post adaptors, silicone
telescope holders and lid, external dimensions
(w x d x h): 352 x 125 x 54 mm, for rigid endoscopes
up to diameter 10 mm and working length 20 cm

Cold Light Fountain XENON 300 SCB

Special Features:

- Extremely high light intensity due to 300 Watt Xenon lamp
- Built-in antifog pump
- With integrated KARL STORZ Communication Bus (KARL STORZ-SCB)



20 1331 01-1 Cold Light Fountain XENON 300 SCB

power supply 100 – 125/220 – 240 VAC, 50/60 Hz
including:

Mains Cord

Silicone Tubing Set, length 250 cm

SCB Connecting Cable, length 100 cm

Specifications:

| | |
|----------------------------|--|
| Lamp type | XENON 15 V, 300 Watt |
| Color temperature | 6000 K |
| Light outlets | 1 |
| Light intensity adjustment | continuously adjustable via a membrane keyboard or KARL STORZ Communication Bus Signal |

| | |
|----------------------|---|
| Dimensions w x h x d | 305 x 165 x 335 mm |
| Weight | 7.96 kg |
| Certified to | IEC 601-1 and UL 544, protection class 1/CF |

Spare Lamps and Spare Lamp Modules for Cold Light Fountains XENON and Components/Spare Parts
see catalog TELEPRESENCE

IMAGE 1 HUB™ HD – HD Camera Control Unit

Special Features:

- Maximum resolution and the consistent use of the 16:9 aspect ratio guarantee FULL HD.
- Endoscopic and microscopic camera systems are equipped with three CCD chips that support the 16:9 input format as well as capturing images with a resolution of 1920 x 1080 pixels.

The benefits of FULL HD (High Definition) for medical applications are:

- Up to 6 times higher input resolution of the camera delivers more detail and depth of focus.
- Using 16:9 format during image acquisition enlarges the field of vision and supports ergonomic viewing.
- The brilliance of color enables optimal diagnosis.
- Lateral view is enhanced by 32% when the endoscope is withdrawn slightly, providing the same image enhancement as a standard system. Any vertical information loss is restored and the lens remains clean.



22 2010 11U102 IMAGE 1 HUB™ HD Camera Control Unit SCB, with SDI Module

for use with IMAGE1 FULL HD and IMAGE1 standard one- and three-chip camera heads, max. resolution 1920 x 1080 pixels, **with integrated SDI (Serial Digital Interface) module, KARL STORZ-SCB** and digital Image Processing Module, color systems PAL/NTSC, power supply 100 – 240 VAC, 50/60 Hz

including:

- Mains Cord**
- BNC/BNC Video Cable**
- S-Video (Y/C) Connecting Cable**
- Special RGBS Connecting Cable**
- 2x Connecting Cables**, for controlling peripheral units
- DVI-D Connecting Cable**
- SCB Connecting Cable**
- Keyboard**, with US English character set

Specifications:

| | | | |
|-----------------------|---|------------------------|---|
| Signal-to-noise ratio | IMAGE 1 HUB™ HD, three-chip camera systems ≥ 60 dB | Control output/input | - KARL STORZ-SCB to 6-pin Mini-DIN socket (2x) - 3.5 mm stereo socket (ACC 1, ACC 2), - Serial port at RJ-11 - USB Port (only IMAGE 1 HUB™ HD mit ICM) (2x) |
| AGC | Microprocessor-controlled | Dimensions (w x h x d) | 305 x 89 x 335 mm |
| Video output | - FULL HD signal to DVI-D socket (2x) - SDI signal to BNC socket (only IMAGE 1 HUB™ HD with SDI module) (2x) - RGBS signal to D-Sub socket - S-Video to 4-pin Mini-DIN socket (2x) - Composite signal to BNC socket | Weight | 3.35 kg |
| Input | Keyboard for title generator, 5-pin DIN socket | Power supply | 100-240 VAC, 50/60 Hz |
| | | Certified to | IEC 601-1, 601-2-18, CSA 22.2 No. 601, UL 2601-1 and CE according to MDD, protection class 1/CF, defibrillation-safe |

Optional Accessories for IMAGE 1 HUB™ HD and Components/Spare Parts see catalog TELEPRESENCE

IMAGE1 FULL HD Camera Head for Endoscopy and Microscopy

For use with IMAGE 1 HUB™ HD Camera Control Unit SCB 222010 11U102



222200 55-3

NEW 222200 55-3 **50 Hz** **IMAGE1 H3-Z**
60 Hz **Three-Chip FULL HD Camera Head**

max. resolution 1920 x 1080 pixels, progressive scan, soakable, gas- and plasma-sterilizable, with integrated Parfocal Zoom Lens, focal length $f = 15 - 31$ mm (2x), 2 freely programmable camera head buttons, for use with color systems **PAL/NTSC**

Accessories




533 TVA

- 040112-40* **Camera Cover**, folded inside out, 13 x 242 cm, sterile, for single use, package of 25, for use with all standard endoscopic video camera systems
- 040112-160* **Same**, package of 160
- 533 TVA **Adaptor, autoclavable**, permits telescope changing under sterile conditions

Specifications:

| IMAGE1 FULL HD Camera Head | H3-Z |
|----------------------------|--|
| 50/60 Hz | 222200 55-3 |
| Image sensor | 3x 1/8" CCD chip |
| Pixel output signal H x V | 1920 x 1080 |
| Dimensions (w x h x d) | 39 x 49 x 114 mm |
| Weight | 270 g |
| Optical interface | Integrated Parfocal Zoom Lens, $f = 15-31$ mm (2x) |
| Min. sensitivity | F 1.4/1.17 Lux |
| Grip mechanism | standard eyepiece adaptor |
| Cable | non-detachable |
| Cable length | 300 cm |

*  mtp medical technical promotion gmbh,
Take-Off GewerbePark 46, 78579 Neuhausen ob Eck, Germany

Optional Accessories for IMAGE 1 HUB™ HD see catalog TELEPRESENCE

KARL STORZ WIDEVIEW™ HD Monitors



9524 N/NO
9526 N/NO



9524 NB/NBO
9526 NB/NBO

| KARL STORZ HD Flat Screens | 24" | | 26" | |
|--|---------|----------|---------|----------|
| Desktop with pedestal | 9524 N | 9524 NO | 9526 N | 9526 NO |
| Wall-mounted with VESA 100-adaption | 9524 NB | 9524 NBO | 9526 NB | 9526 NBO |
| Inputs: | | | | |
| SDI | ● | ● | ● | ● |
| HD-SDI | ● | ● | ● | ● |
| RGBS | ● | ● | ● | ● |
| S-Video | ● | ● | ● | ● |
| Composite | ● | ● | ● | ● |
| SOG | ● | ● | ● | ● |
| DVI-D | ● | ● | ● | ● |
| Fiber Optic | — | ● | — | ● |
| VGA | ● | ● | ● | ● |
| Outputs: | | | | |
| SDI | ● | ● | ● | ● |
| HD-SDI | ● | ● | ● | ● |
| RGBS | ● | ● | ● | ● |
| S-Video | ● | ● | ● | ● |
| Composite | ● | ● | ● | ● |
| DVI-D | ● | ● | ● | ● |
| Displayable Signal Formats: | | | | |
| 4:3 | ● | ● | ● | ● |
| 5:4 | ● | ● | ● | ● |
| 16:9 | ● | ● | ● | ● |
| 16:10 | ● | ● | ● | ● |
| Picture-in-Picture | ● | ● | ● | ● |
| PAL/NTSC compatible | ● | ● | ● | ● |

The following accessories are included:

Mains Cord

External 24VDC Power Supply

Signal Cable

Pedestal (only 9524 N/NO and 9526 N/NO)

The systems can be operated with KARL STORZ-SCB units.

Video Connecting Cables see catalog TELEPRESENCE

ENDOCRANE® Holding System *NEW*

The ENDOCRANE® holding arm is the system of choice if a particularly fast, accurate and safe positioning of instruments or endoscopes is required, i.e., in neurosurgery, laparoscopy or orthopedics.

The ENDOCRANE® holding arm helps surgeons and assistant surgeons to save time as the positioning of instruments and telescopes is faster and easier than with a manual holding system.

The system also relieves the assistant surgeon from having to guide the camera and delivers steady images.

The ENDOCRANE® holding system features a special piezoelectric locking joint mechanism.

This achieves positioning without misalignment as well as rapid locking (30 ms), meeting the demands of a clinical setting.

The system can be used with one hand and the large working radius of 50 cm allows variable use. A holding capacity of 20 N (2 kg) is possible in any position.

The holding arm features a fail-safe function which prevents a loss of retention force in the case of malfunction, i. e. power failure.

The system is very compact and can be mounted directly on standard OR table rails.



28272 EH

ENDOCRANE® Holding System ^{NEW}

Product Features

● Safety

The fail-safe function of the ENDOCRANE® prevents loss of retention force and ensures that the arm does not collapse in case of malfunction.

● Accuracy

ENDOCRANE® offers accurate positioning without misalignment. This is indispensable for critical applications such as neurosurgery.

● Speed

The piezoelectric principle enables the joints of the ENDOCRANE® to close in 30 ms and ensures a holding force of 20 N in all positions.

● Convenience

The ENDOCRANE® system allows single-handed use via the handle.

● Flexibility


ENDOCRANE® is equipped with the proven KARL STORZ rapid coupling, which ensures fast and secure mounting of various clamping jaws. The ENDOCRANE® handle also has a manual ball joint to allow convenient fine adjustment.

● Hygiene

The ENDOCRANE® holding arm is equipped with a sterile cover during use. This guarantees 100% hygiene as well as safety and ensures that the system is in continuous use.



ENDOCRANE® Holding System ^{NEW}



28272 EH

28272 EH **ENDOCRANE®**, piezoregulated holding arm,
including stand
including:
Socket, to clamp to the OR table
Control Unit
Cover*, sterile, package of 25
Spring Balance
Mains Cord
Case



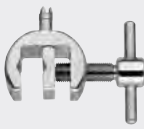





mtp medical technical promotion gmbh,
Take-Off GewerbePark 46, 78579 Neuhausen ob Eck, Germany

A clamping jaw is required to complete the ENDOCRANE® holding system.
Clamping jaws for the ENDOCRANE® holding system see page 693
Components/Spare Parts see chapter 16

ENDOCRANE® Holding System ^{NEW}


Accessories

| | | |
|---|------------|---|
|  | 28272 UGN | Clamping Jaw , metal, clamping range 16.5 up to 23 mm, with quick release coupling KSLOCK (male), for use with all square-headed KARL STORZ HOPKINS® telescopes |
|  | 28272 UKN | Clamping Jaw , metal, clamping range 4.8 up to 12.5 mm, with quick release coupling KSLOCK (male), for use with instrument and telescope sheaths |
|  | 28272 UL | Clamping Jaw , universal, clamping range 0 to 18 mm, with quick release coupling KSLOCK (male) |
|  | 28272 UF | Clamping Jaw , for use with all KARL STORZ polymer housing fiberscopes, with quick release coupling KSLOCK (male) |
|  | 28272 C | Clamping Cylinder , for flexible mounting of 10 mm telescopes to telescope sheath, autoclavable . The clamping cylinder allows vertical movement and rotation of the telescope. |
|  | 040146-25* | Cover , sterile, package of 25 |

Specifications:

| Arm: | | Control Unit: | |
|-----------------------------------|-------------------|-------------------------|-------------------|
| Maximum holding capacity | 2 kg/20 N | Power supply | 100 – 240 VAC |
| Working radius | 500 mm/19.7" | Mains frequency | 50/60 Hz |
| Swivel range | 360° | Weight | 5 kg/11.0 lbs |
| Maximum locking time | 30 ms (fail-safe) | Dimensions (w x h x d)) | 305 x 80 x 305 mm |
| Weight of holding arm and stand | 7 kg/15.4 lbs | | |
| Protection against electric shock | Type B | | |
| Type of protection | IP 40 | | |

8-11

*  mtp medical technical promotion gmbh,
Take-Off GewerbePark 46, 78579 Neuhausen ob Eck, Germany

Specifications subject to change.

POINT SETTER® Holding System ^{NEW}

The POINT SETTER® holding system is the perfect solution for positioning endoscopes as well as cameras, retractors or other instruments.

The POINT SETTER® holding arm is mounted directly to the operating table and features safe, simple and reliable use.

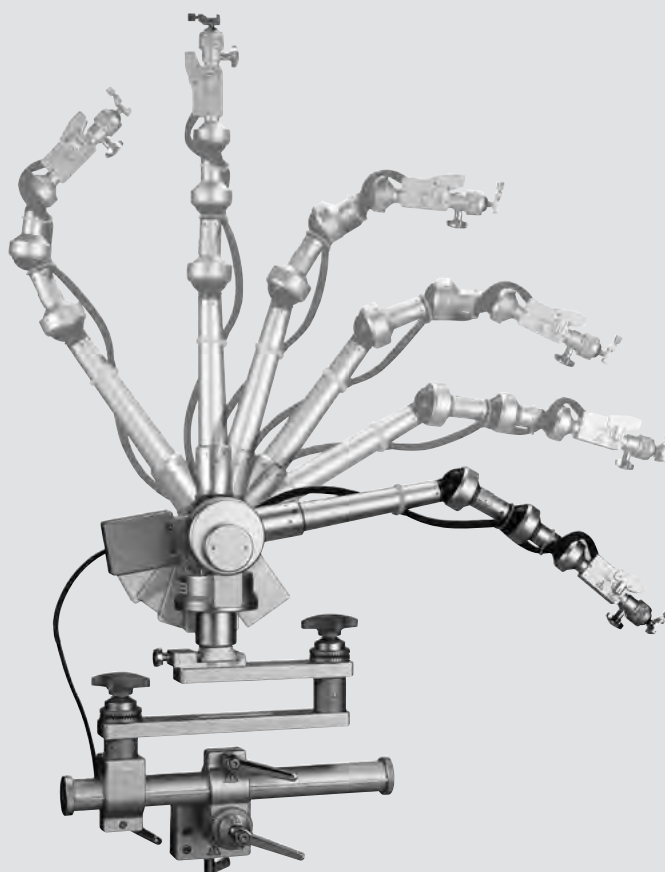
The patented self-locking pneumatic system ensures perfect safety, eliminating the need for additional error-prone electronics.

Furthermore, the POINT SETTER® holding arm allows convenient single-handed use. Pressing and holding the control button on the handle releases the arm for quick and accurate positioning. The POINT SETTER® arm locks as soon as the button is released.

The flexible OR table adaptor and the arm length of 65 cm provides more work space. Combined with a holding capacity of 2 kg this makes the POINT SETTER® an ideal tool for surgical interventions.

Special Features:

- The self-locking pneumatic system ensures that low, fluctuating or deficient gas pressure does not affect the stability of the arm.
- A press of a control button releases the arm immediately for quick positioning.
- Side guards prevent accidental activation of the POINT SETTER® arm.
- A locking mechanism offers additional safety.
- A manual ball joint at the tip of the handle enables convenient fine-tuning.
- Special surface structure for uniform and smooth movement as well as accurate positioning.
- Precise positioning without forward or backward motion.
- The POINT SETTER® arm is very robust and has high torsional stiffness to ensure low oscillation and high reliability.



POINT SETTER® Holding System *NEW*

Product Features

● Perfect Safety

The POINT SETTER® arm operates according to an innovative, self-locking principle similar to a spring-loaded brake. This makes it totally safe and reliable. Low, fluctuating or deficient gas pressure does not effect arm stability. The arm cannot collapse even if all pressure tubes are cut off.

● Recoil-free Positioning

The POINT SETTER® arm enables very precise positioning without recoil or backlash. This is particularly important, especially if the system is used for nerve or brain retraction.

● Convenient Use

The POINT SETTER® arm was designed for single-handed use. Pressing the control button releases the arm immediately and enables quick positioning. The control button has an elevated side guard that prevents unintentional activation of the guard that prevents unintentional activation of the POINT SETTER® arm. A locking mechanism offers additional safety.

● Manual Fine-tuning

A manual ball joint at the tip of the handle enables convenient fine-tuning.

● Uniform Movement

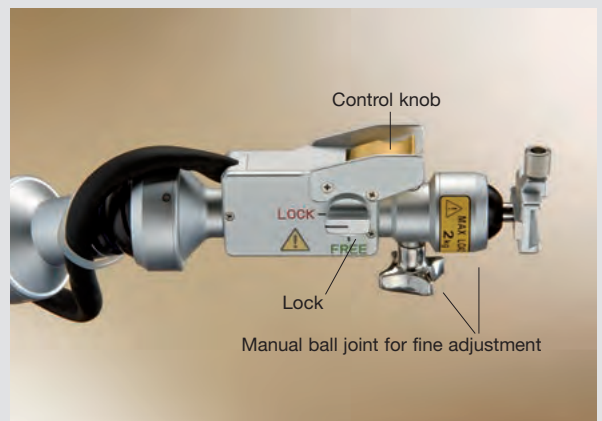

The connector joints of the POINT SETTER® arm have a special surface structure for uniform and smooth movement.

● Balanced System

The POINT SETTER® arm is counterbalanced to ensure optimal movement. This is particularly important to ensure that the surgeon's fine-motor control remains unhindered during complex interventions.

● Robust Design

The POINT SETTER® arm is very robust and has high torsional stiffness for low oscillation and high reliability.



POINT SETTER® Holding System ^{NEW}



28172 WS

28172 WL

28172 WS **POINT SETTER®**, pneumatic holding system with OR table adaptor including:

Universal Adaptor, for use with telescopes diameter 10 – 15 mm

Universal Adaptor, for use with telescopes diameter 5 – 10 mm

Universal Adaptor, 10 – 15 mm, pediatric

Schrader Pressure Hose, length 600 cm, for USA and Asia

Case, for POINT SETTER® arm

Drape, for single use, sterile, package of 10

28172 WL **Same**, with OR table adaptor, **simplified version**

For faster installation and more straightforward handling of the POINT SETTER® holding arm, Set 28172 WL offers a lighter OR table adaptor with less setting options than the standard OR table adaptor.


Specifications subject to change.

POINT SETTER® Holding System ^{NEW}

Spare Universal Adaptor, for complementing the POINT SETTER® System



28172 WV **Universal Adaptor**, 10 – 15 mm,
for use with POINT SETTER®



28172 WU **Universal Adaptor**, 5 – 10 mm,
for use with POINT SETTER®



28172 WX **Universal Adaptor**, 10 – 15 mm,
pediatric, for use with POINT SETTER®







28172 WR **Retractor Blade Holder**, for holding
spatulas and retractors in ENT and
NEURO, for use with POINT SETTER®

Alternative and Spare Connecting Tubes

| | | |
|---|----------|--|
|  | 28172 WA | Connecting Tube , for POINT SETTER®, Dräger, max. pressure 8 bar/115 psi, length 600 cm |
|  | 28172 WB | Connecting Tube , for POINT SETTER®, Dräger air motor, max. pressure 8 bar/115 psi, length 600 cm |
|  | 28172 WC | Connecting Tube , for POINT SETTER®, compressor, max. pressure 8 bar/115 psi, length 600 cm |
|  | 28172 WN | Connecting Tube , for POINT SETTER®, Schrader, max. pressure 8 bar/115 psi, length 600 cm |
|  | 28172 WO | Connecting Tube , for POINT SETTER®, with open end, max. pressure 8 bar/115 psi, length 600 cm |

Accessories and Expendable Materials

| | | |
|---|--------------|--|
|  | 20 0310 02 | Air Compressor , for POINT SETTER®, 0 – 8 bar, power supply 230 VAC, 50/60 Hz, dimensions (w x d x h): approx. 500 x 320 x 340 mm, weight approx. 22 kg including: Fabric Reinforced Tube , for connecting CALCUSPLIT® SCB 27 6300 20 Connecting Tube , length 600 cm, for use with POINT SETTER® holding system, required pressure setting min. 6 to max. 8 bar |
| | 20 0310 02 C | Same , power supply 115 VAC, 50/60 Hz |
|  | 2761291 | Pressure Regulator , 7 bar, must be used for pressure > 8 bar on supply line! Max. allowed inlet pressure 10 bar. For use with POINT SETTER® arm. |
|  | 28272 C | Clamping Cylinder , for flexible mounting of 10 mm telescopes to telescope sheath, autoclavable . The clamping cylinder allows vertical movement and rotation of the telescope. For use with Clamping Jaw 28172 UG and 28272 UGN as well as POINT SETTER® universal adaptor 10 – 15 mm |
|  | 28272 ECW | Spring Balance , loading capacity 25 N |
| | 28172 WD | Drape , for single use, sterile, package of 10 |

Components/Spare Parts see chapter 16

STOR-E® Transport Cart

for POINT SETTER® Holding Arm

With the aid of the transport cart, the POINT SETTER® holding system can be easily transported into the OR. The components of the POINT SETTER® holding system

are safely suspended from the cart at a convenient height. This enables easy and quick mounting to standard OR table rails.

Special Features:

- Mobile and safe storage of the POINT SETTER® holding arm
- Faster installation and readiness of the POINT SETTER® for immediate use in the OR
- Offers space for the POINT SETTER® with standard OR table adaptor, connecting tube, sterile covers and small parts



20 0200 59

- 20 0200 59 **STOR-E® Transport Cart**, for the POINT SETTER® holding arm including:
Attachment Set, for POINT SETTER®
Wire Basket



**COMPONENTS
SPARE PARTS**

Introduction

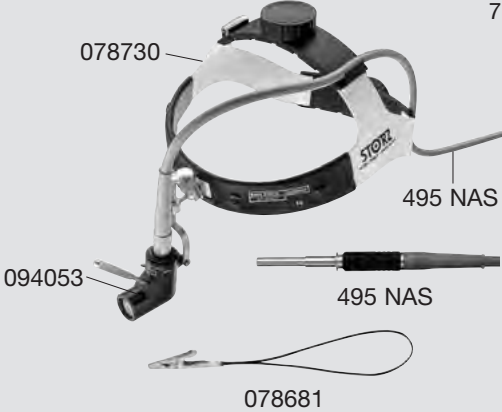





The chapter “Components / Spare Parts” contains detailed information on KARL STORZ instruments.

For easy location and reference, an index is available which lists the order number of the spare parts as well as those of the entire instrument, set or unit.

Hotline

Queries concerning products, exchange, maintenance and cleaning can be addressed to the KARL STORZ EP1 Hotline: 07461/708-980, from Monday to Thursday from 7-18 h and Friday from 7-17 h.

For example:

| Components / Spare Parts | | Catalog page | |
|--|--|---|--|
| 095501 | Headlight “CLAR 73” , with straight plug | 7 | |
| 095502 | Headlight “CLAR 73” , with 230 cm long integral fiber optic light cable, diameter 3.5 mm, with straight plug to the light source | | |
| 078730 | Headband , fully adjustable, with Forehead Cushion 078511, with cross band, including ball joint holder, for Headlights 094051, 094055, 095501 and 095505 | | |
| 078681 | Clip with Band , for attaching fiber optic light cable to OR clothing | | |
|  | | | |
| Components / Spare Parts | | Catalog page | |
| 078730 | Headband , for 094051 | 7, 12 | |
|  | | | |
| Spare Parts | | | |
|  | 078502 Screw Cap |  | 078511 Forehead Cushion , with push-button lock |
|  | 078503 Brake Cylinder , 3-part, for ball joint |  | 310073 Protection Clip , for cold light cable, for fixing the light cable to the headband, 2 pcs |

Spare parts assigned to instrument with catalog page reference and order numbers for individual components/spare parts

Table of Contents

COMPONENTS / SPARE PARTS

| | |
|--|-------------|
| HEADMIRRORS | |
| Reflectors, Headbands | SP 4-SP 5 |
| Headlights | SP 6-SP 11 |
| Headlights – LED Headlights | SP 12-SP 14 |
| Headlights – Headlights “CLAR 73” | SP 15-SP 17 |
| Headlights – Headlights KS60 | SP 18-SP 19 |
| Headlights – Headlight “CLAR 55” | SP 20-SP 21 |
| OTOSCOPES | |
| HOPKINS® Telescopes | SP 22-SP 23 |
| Tele-Otoscopes | SP 22 |
| NASAL SPECULA | |
| | SP 24-SP 25 |
| SEPTUM MORCELIZER | |
| | SP 25 |
| SINOSCOPIES | |
| ENDOCAMELEON® ENT HOPKINS® Telescope | SP 26 |
| HOPKINS® II Telescopes | SP 26-SP 27 |
| SUCTION AND IRRIGATION TUBES | |
| Suction Tubes | SP 28-SP 30 |
| Suction Elevator, Suction Raspator | SP 29 |
| Suction and Irrigation Tubes | SP 31 |
| Irrigation and Suction Handles | SP 32 |
| LARYNX INSTRUMENTS | |
| | SP 31 |
| SIALENDOSCOPES | |
| Miniature Straight Forward Telescopes | SP 33-SP 34 |
| FORCEPS AND PUNCHES | |
| | SP 35-SP 36 |
| TONGUE BLADES AND MOUTH GAGS | |
| | SP 37-SP 39 |
| STROBOSCOPE | |
| | SP 39 |
| FLEXIBLE ENDOSCOPES | |
| Rhino-Pharyngo-Laryngo-Fiberscope, Adaptor for Two-Way Stopcock | SP 40 |
| Broncho-Fiberscope | SP 41 |
| TELE PACK X | |
| | SP 41 |
| LARYNGOSCOPES | |
| HOPKINS® and HOPKINS® II Telescopes | SP 42 |
| BRONCHOSCOPES | |
| Universal Bronchoscopes for Adults | SP 45 |
| Bronchoscopes for Adults | SP 46-SP 47 |
| Bronchoscopes for Children | SP 49 |
| OPTICAL INTUBATION TRACHEOSCOPE | |
| | SP 48 |
| TONN STENT APPLICATOR | |
| | SP 48 |
| ESOPHAGOSCOPES | |
| HOPKINS® Telescopes, Miniature Straight Forward Telescope | SP 50 |
| Esophagoscope Tubes, Handle | SP 51-SP 52 |
| FOREIGN BODY BASKETS | |
| | SP 53 |
| FREITAG STENT FORCEPS | |
| | SP 54 |
| MISCELLANEOUS | |
| VITOM® 25 Telescope | SP 55 |
| Transformers, Aspirator and Bronchus Irrigator | SP 56 |
| ENT Diagnosis Set | SP 57 |
| Pneumatic Adaptor, Rubber Bulb | SP 58 |
| Otoscope, Tuning Forks, Noise Apparatus | SP 59 |
| Battery Light Source LED for Endoscopes, Nystagmus Spectacles | SP 60 |
| Diagnostic Tube, Powder Blower | SP 61 |
| Ear Knife | SP 62 |
| Ear Snares | SP 63 |
| Metal Mallets | SP 64 |
| Dura Retractor, Glomus Retractor | SP 65 |
| Wire Bending Die, Ventilation Drainage Tube Inserter, Cartilage Cutting Block | SP 66 |
| Metal Tray | SP 67-SP 68 |
| Instrument Racks | SP 68 |
| TAKE APART® Bipolar Forceps | SP 69 |
| Nasal Atomizers | SP 70 |
| Nasal Snares | SP 71 |
| Retractor, LASER Application Instrument | SP 72 |
| Nasal Retractor, Bone Crusher | SP 73 |
| Caliper, Surgical Handle | SP 74 |
| Rotating Clamp and Flexible Tension Arm | SP 75 |
| Uvula Retractor, Chest Supports | SP 76 |
| Tonsil Snares | SP 76-SP 77 |
| High Pressure Syringes | SP 78 |
| Battery Handles | SP 79 |
| Rubber Insufflation Bulb | SP 80 |
| Laryngoscope Holders and Chest Supports | SP 80-SP 81 |
| Support Table, Chest Support | SP 82 |
| SCHMÄL CARTCUT® Cartilage Cutter | SP 86 |
| STAMMBERGER-SACHSE Intranasal Drill | SP 86 |
| BOWMAN Lachrymal Probe, Training Model | SP 86 |
| Holding Systems | SP 87-SP 88 |
| Navigation Panel Unit (NPU) | SP 89 |
| MOTOR SYSTEMS | |
| UNIDRIVE® S III ENT SCB, UNIDRIVE® S III ECO | SP 83 |
| Pana Spray | SP 83 |
| Suction Shaver Blades | SP 84 |
| INTRA Drill Handpieces | SP 85 |
| SUCTION AND IRRIGATION SYSTEMS | |
| UNIMAT® 30 | SP 43 |
| UNIMAT® 30 – Aspirators | SP 44 |
| CLEARVISION® II | SP 90 |
| HIGH FREQUENCY SURGERY UNITS | |
| AUTOCON® II 400 SCB | SP 91 |
| AUTOCON® 200 | SP 91-SP 92 |
| AUTOCON® 50 | SP 93 |
| Surgery Electrodes Set | SP 94 |

Numerical Index

COMPONENTS / SPARE PARTS

| Product | Page | Product | Page | Product | Page |
|-----------|---|-----------|--------------|----------|--------------|
| 031131-03 | SP 83 | 094109 | SP 14 | 10324 BA | SP 47 |
| 040146-25 | SP 87 | 094110 | SP 12 | 10328 AA | SP 47 |
| 074090 | SP 4 | 094120 | SP 13 | 10337 T | SP 48 |
| 074091 | SP 4 | 094124 | SP 13 | 10337 TA | SP 48 |
| 074092 | SP 4, SP 5 | 094125 A | SP 13 | 10337 TB | SP 48 |
| 074093 | SP 4, SP 5 | 094127 | SP 13 | 10338 N | SP 49 |
| 074094 | SP 4, SP 5 | 094129 | SP 13 | 10338 P | SP 49 |
| 074095 | SP 4 | 094130 | SP 13 | 10338 S | SP 49 |
| 075090 | SP 4 | 094301 | SP 10 | 10381 A | SP 28 |
| 075095 | SP 4 | 094302 | SP 10 | 10381 AE | SP 28 |
| 075096 | SP 4 | 094305 | SP 10 | 10381 AK | SP 28 |
| 075097 | SP 4 | 094306 | SP 10 | 10381 AL | SP 28 |
| 076090 | SP 5 | 094320 | SP 10 | 10381 B | SP 28 |
| 076091 | SP 5 | 094322 | SP 10 | 10382 A | SP 28 |
| 076095 | SP 5 | 094325 | SP 11 | 10382 AE | SP 28 |
| 077090 | SP 5 | 094326 | SP 11 | 10382 AK | SP 28 |
| 077095 | SP 5 | 094330 | SP 11 | 10382 AM | SP 28 |
| 077096 | SP 5 | 094332 | SP 11 | 10382 B | SP 28 |
| 078502 | SP 7, SP 17 | 095501 | SP 15 | 10386 AE | SP 53 |
| 078503 | SP 7, SP 17 | 095502 | SP 15, SP 16 | 10386 AL | SP 53 |
| 078511 | SP 7, SP 8, SP 9, SP 11, SP 14, SP 17, SP 19 | 095503 | SP 16 | 10386 B | SP 53 |
| 078681 | SP 6, SP 8, SP 9, SP 10, SP 11, SP 15, SP 18 | 095505 | SP 15 | 10386 BE | SP 53 |
| 078730 | SP 6, SP 7, SP 15, SP 17 | 095506 | SP 15, SP 16 | 10386 VH | SP 53 |
| 078740 | SP 10, SP 11 | 095507 | SP 16 | 10432 E | SP 44 |
| 078760 | SP 12, SP 13, SP 14 | 10005 AA | SP 42 | 10432 G | SP 44 |
| 084508 | SP 7 | 10005 BA | SP 42 | 10432 N | SP 44 |
| 087200 | SP 20 | 10017 AA | SP 47 | 10432 T | SP 44 |
| 087201 | SP 20, SP 21 | 10018 AA | SP 47 | 10434 | SP 56 |
| 087202 | SP 21 | 10020 ATA | SP 50 | 10455 A | SP 56, SP 70 |
| 087203 | SP 21 | 10023 ABA | SP 47 | 10510 AA | SP 54 |
| 087204 | SP 21 | 10030 AA | SP 50 | 10510 B | SP 54 |
| 087205 | SP 21 | 10101 FA | SP 46, SP 52 | 10510 CA | SP 54 |
| 087206 | SP 21 | 10101 HA | SP 47 | 10510 N | SP 54 |
| 087206 | SP 21 | 102201 B | SP 56 | 10520 | SP 48 |
| 087284 | SP 20, SP 21 | 102201 C | SP 56 | 10521 | SP 48 |
| 087290 | SP 20 | 10314 BN | SP 46 | 10522 | SP 48 |
| 087294 | SP 20 | 10314 P | SP 46 | 10523 | SP 48 |
| 087295 | SP 20 | 10315 N | SP 45 | 10524 | SP 48 |
| 087296 | SP 20 | 10315 P | SP 45 | 10525 | SP 48 |
| 087297 | SP 20 | 10317 EF | SP 47 | 10526 | SP 48 |
| 094005 | SP 7 | 10317 EL | SP 47 | 10530 | SP 48 |
| 094051 | SP 6 | 10318 B | SP 45 | 10531 | SP 48 |
| 094053 | SP 6, SP 7 | 10318 C | SP 45 | 10532 | SP 48 |
| 094055 | SP 6 | 10318 D | SP 45 | 10533 | SP 48 |
| 094100 | SP 12 | 10318 L | SP 45 | 10534 | SP 48 |
| 094103 | SP 12, SP 13 | 10318 S | SP 45 | 10535 | SP 48 |
| 094104 | SP 12, SP 13 | 10320 AA | SP 47 | 10536 | SP 48 |
| 094105 | SP 13 | 10320 BA | SP 47 | 10540 | SP 48 |
| 094108 | SP 12 | 10320 DA | SP 47 | 10542 | SP 48 |
| 094108 B | SP 12, SP 60 | 10324 AA | SP 50 | 10544 | SP 48 |

Numerical Index

COMPONENTS / SPARE PARTS

| Product | Page | Product | Page | Product | Page |
|----------|--------------|----------|--------------|-------------|--------------|
| 10545 | SP 48 | 12016 F | SP 51 | 149320 | SP 61 |
| 10546 | SP 48 | 12016 FF | SP 51 | 149324 | SP 61, SP 70 |
| 10550 | SP 48 | 12016 FM | SP 51 | 155000 | SP 62 |
| 10552 | SP 48 | 12030 A | SP 52 | 155001 | SP 62 |
| 10554 | SP 48 | 12030 AL | SP 52 | 155200 | SP 62 |
| 10555 | SP 48 | 12030 B | SP 52 | 155201 | SP 62 |
| 10556 | SP 48 | 12030 C | SP 52 | 155400 | SP 62 |
| 1069400 | SP 43 | 12030 F | SP 52 | 155401 | SP 62 |
| 1069500 | SP 43 | 12030 G | SP 52 | 155600 | SP 62 |
| 108210 | SP 20, SP 21 | 12070 | SP 52 | 155601 | SP 62 |
| 108211 | SP 21 | 121300 | SP 59 | 164000 | SP 63 |
| 108213 | SP 21 | 121302 | SP 59 | 164001 | SP 63 |
| 108214 | SP 21 | 121303 | SP 59 | 164002 | SP 63 |
| 108222 | SP 21 | 121304 | SP 59 | 164003 | SP 63 |
| 11001 BN | SP 41 | 121305 | SP 59 | 164004 | SP 63 |
| 11001 RD | SP 40 | 121306 | SP 59, SP 60 | 164100 | SP 63 |
| 11001 UD | SP 40 | 121306 P | SP 12, SP 60 | 164101 | SP 63 |
| 11002 BD | SP 41 | 121310 | SP 59 | 164102 | SP 63 |
| 11003 BC | SP 41 | 121311 | SP 59 | 164103 | SP 63 |
| 11004 BC | SP 41 | 121320 | SP 59 | 164800 | SP 63 |
| 11005 BC | SP 41 | 1215 AA | SP 22 | 174700 | SP 64 |
| 11009 BC | SP 41 | 1216 AA | SP 23 | 174701 | SP 64 |
| 11101 RP | SP 40 | 1218 AA | SP 22 | 174800 | SP 64 |
| 11101 SK | SP 40 | 1218 BA | SP 22 | 174801 | SP 64 |
| 11101 SP | SP 40 | 1230 AA | SP 23 | 20014230 | SP 90 |
| 11301 D4 | SP 60 | 1230 BA | SP 23 | 20016630 | SP 83 |
| 11572 A | SP 33 | 1232 AA | SP 22 | 20020050 | SP 88 |
| 11573 A | SP 33 | 1232 BA | SP 22 | 20020053 | SP 88 |
| 11574 A | SP 33 | 125501 | SP 59 | 20020059 | SP 88 |
| 11575 A | SP 33 | 125601 | SP 59 | 20031002 | SP 88 |
| 11576 | SP 34 | 126000 | SP 59 | 20031002 C | SP 88 |
| 11576 A | SP 34 | 126001 | SP 59 | 20031020 | SP 88 |
| 11576 TJ | SP 35 | 126100 | SP 57, SP 59 | 20031020 C | SP 88 |
| 11576 ZJ | SP 35 | 130000 | SP 59 | 20040240US | SP 41 |
| 11577 | SP 34 | 130001 | SP 59 | 20040280 | SP 41 |
| 11577 A | SP 34 | 138700 | SP 57 | 20045001-EN | SP 41 |
| 11581 A | SP 33 | 138805 | SP 60 | 20090170 | SP 83, SP 91 |
| 11582 A | SP 33 | 138806 | SP 60 | 2026890 | SP 56 |
| 11583 A | SP 33 | 138807 | SP 60 | 2027290 | SP 56 |
| 11583 TJ | SP 35 | 138905 | SP 60 | 2027390 | SP 90 |
| 11583 ZJ | SP 35 | 138964 | SP 60 | 2027590 | SP 83, SP 93 |
| 119500 | SP 58 | 148500 | SP 61 | 2027690 | SP 91, SP 92 |
| 119501 | SP 58 | 148608 | SP 61 | 2028090 | SP 92 |
| 119650 | SP 58 | 148609 | SP 61 | 20330088 | SP 90 |
| 119651 | SP 58 | 148610 | SP 61 | 204405 | SP 28 |
| 12015 AA | SP 50 | 148710 | SP 61 | 204405 E | SP 28 |
| 12016 E | SP 51 | 148720 | SP 61 | 204407 | SP 28 |
| 12016 EF | SP 51 | 148722 | SP 61 | 204407 E | SP 28 |
| 12016 EH | SP 51 | 148725 | SP 61 | 204409 | SP 28 |
| 12016 EM | SP 51 | 149307 | SP 61 | 204409 E | SP 28 |

Numerical Index

COMPONENTS / SPARE PARTS

| Product | Page | Product | Page | Product | Page |
|--------------|-------|-----------|-------|-----------|---------------------|
| 204806 | SP 29 | 219900 | SP 65 | 26284 HM | SP 69 |
| 204806 E | SP 29 | 219901 | SP 65 | 26520031 | SP 94 |
| 204808 | SP 29 | 219902 | SP 65 | 26520032 | SP 94 |
| 204808 E | SP 29 | 219903 | SP 65 | 26520033 | SP 94 |
| 204809 | SP 29 | 219904 | SP 65 | 26520034 | SP 94 |
| 204809 E | SP 29 | 227800 | SP 66 | 26520035 | SP 94 |
| 204810 | SP 29 | 227801 | SP 66 | 26520036 | SP 94 |
| 204810 E | SP 29 | 227802 | SP 66 | 26520037 | SP 94 |
| 204812 | SP 29 | 230000 | SP 66 | 26520038 | SP 94 |
| 204812 E | SP 29 | 230001 | SP 66 | 26520039 | SP 94 |
| 204815 | SP 29 | 230002 | SP 66 | 26520040 | SP 94 |
| 204815 E | SP 29 | 231020 | SP 66 | 26520041 | SP 94 |
| 20520501 | SP 93 | 231022 | SP 66 | 26520042 | SP 94 |
| 20520520 | SP 93 | 231024 | SP 66 | 27021 Y | SP 47 |
| 20522501 | SP 91 | 231026 | SP 66 | 27200 | SP 78 |
| 20522501 C | SP 92 | 231028 | SP 66 | 27200 B | SP 78 |
| 20522501-010 | SP 92 | 231030 | SP 66 | 27200 P | SP 78 |
| 20522501C010 | SP 92 | 231032 | SP 66 | 27200 S | SP 78 |
| 20522520 | SP 91 | 231035 | SP 66 | 27202 Q | SP 78 |
| 20522520 C | SP 92 | 233250 | SP 72 | 2723091 | SP 90 |
| 20522520-010 | SP 92 | 233250 A | SP 72 | 2724190 | SP 90 |
| 20522520C010 | SP 92 | 233250 B | SP 72 | 2727291 | SP 90 |
| 20530008 | SP 94 | 239728 | SP 68 | 27550 A | SP 47, SP 72 |
| 20530031 | SP 94 | 239728 F | SP 67 | 27550 C | SP 45, SP 49 |
| 20535201-111 | SP 91 | 239728 FA | SP 67 | 27630022 | SP 88 |
| 20535201-112 | SP 91 | 239728 FE | SP 67 | 27809 | SP 91, SP 92, SP 93 |
| 20535201-113 | SP 91 | 239728-1 | SP 68 | 280053 | SP 83 |
| 20535201-114 | SP 91 | 239728-2 | SP 68 | 280053 B | SP 83 |
| 20535201-115 | SP 91 | 252510 | SP 85 | 280053 C | SP 83 |
| 20535201-116 | SP 91 | 252511 | SP 85 | 28172 HG | SP 87 |
| 20535220-111 | SP 91 | 252512 | SP 85 | 28172 HR | SP 87 |
| 20535220-112 | SP 91 | 252570 | SP 85 | 28172 WC | SP 88 |
| 20535220-113 | SP 91 | 252571 | SP 85 | 28272 ECW | SP 87 |
| 20535220-114 | SP 91 | 252572 | SP 85 | 28272 EH | SP 87 |
| 20535220-115 | SP 91 | 252573 | SP 85 | 28272 EHS | SP 87 |
| 20535220-116 | SP 91 | 252574 | SP 85 | 28272 HB | SP 87 |
| 2054090 | SP 56 | 252575 | SP 85 | 28272 RKB | SP 87 |
| 20711621 | SP 83 | 252590 | SP 85 | 28272 UKN | SP 87 |
| 20711640 | SP 83 | 252591 | SP 85 | 29005 AK | SP 88 |
| 20711680 | SP 83 | 252592 | SP 85 | 30526 Q | SP 54 |
| 20780020 | SP 87 | 25320001 | SP 43 | 310010 | SP 8 |
| 20916020 | SP 55 | 25320001C | SP 43 | 310011 | SP 8, SP 9 |
| 2107890 | SP 83 | 25320020 | SP 43 | 310015 | SP 8 |
| 219800 | SP 65 | 25320020C | SP 43 | 310016 | SP 8, SP 9 |
| 219801 | SP 65 | 25320080 | SP 43 | 310020 | SP 9 |
| 219802 | SP 65 | 25320081 | SP 43 | 310025 | SP 9 |
| 219803 | SP 65 | 25320082 | SP 43 | 310060 | SP 18 |
| 219804 | SP 65 | 25320083 | SP 43 | 310061 | SP 18 |
| 219805 | SP 65 | 25320084 | SP 43 | 310063 | SP 18, SP 19 |
| 219806 | SP 65 | 25320085 | SP 43 | 310065 | SP 19 |

Numerical Index

COMPONENTS / SPARE PARTS



| Product | Page | Product | Page | Product | Page |
|-----------|--|------------|-------|----------|--|
| 310070 | SP 18, SP 19 | 404040 | SP 25 | 460001 E | SP 35 |
| 310073 | SP 7, SP 9, SP 14, SP 17, SP 19 | 404055 | SP 25 | 460501 | SP 35 |
| 310075 | SP 8 | 404075 | SP 25 | 461000 | SP 72 |
| 310076 | SP 9 | 404090 | SP 25 | 462010 | SP 69 |
| 3430890 | SP 46, SP 47, SP 52 | 40701401 | SP 83 | 462011 | SP 69 |
| 39219 XF | SP 68 | 40701420 | SP 83 | 462020 | SP 69 |
| 39219 XFB | SP 68 | 40701601-1 | SP 83 | 462021 | SP 69 |
| 39219 XFS | SP 68 | 40701620-1 | SP 83 | 462022 | SP 69 |
| 39219 XFV | SP 68 | 40800001 | SP 89 | 462023 | SP 69 |
| 39299 SF | SP 68 | 40800020 | SP 89 | 469600 | SP 25 |
| 400 A | SP 39, SP 43, SP 56, SP 83, SP 87, SP 89, SP 90, SP 91, SP 92, SP 93 | 40800028 | SP 89 | 469602 | SP 25 |
| 400 B | SP 41 | 40800030 | SP 89 | 474001 | SP 29 |
| 400 F | SP 41 | 40800040 | SP 89 | 474001 E | SP 29 |
| 400500 | SP 24 | 40800050 | SP 89 | 479800 | SP 29 |
| 400502 | SP 24 | 40800060 | SP 89 | 479800 E | SP 29 |
| 40150001 | SP 39 | 40800072 | SP 89 | 488038 | SP 25 |
| 40150020 | SP 39 | 40800074 | SP 89 | 488084 | SP 30 |
| 40160021 | SP 39 | 40800076 | SP 89 | 488084 E | SP 30 |
| 40160030 | SP 39 | 40800080 | SP 89 | 488085 | SP 30 |
| 40160032 | SP 39 | 40800087 | SP 89 | 488085 E | SP 30 |
| 40160101 | SP 39 | 40800090 | SP 89 | 488086 | SP 30 |
| 40160120 | SP 39 | 40800110 | SP 89 | 488086 E | SP 30 |
| 403340 | SP 24 | 40924 | SP 80 | 495 F | SP 22, SP 23, SP 25, SP 26, SP 27, SP 33, SP 34, SP 40, SP 41, SP 42, SP 45, SP 47, SP 50, SP 51, SP 55, SP 73 |
| 40334101 | SP 90 | 40924 B | SP 80 | 495 G | SP 22, SP 23, SP 25, SP 26, SP 27, SP 33, SP 34, SP 40, SP 41, SP 42, SP 45, SP 47, SP 50, SP 51, SP 55, SP 73 |
| 40334120 | SP 90 | 40924 S | SP 80 | 495 NAS | SP 6 |
| 40334140 | SP 90 | 41201 GN | SP 84 | 495 NWMS | SP 6 |
| 40334180 | SP 90 | 41201 KK | SP 84 | 495 NY | SP 18 |
| 403355 | SP 24 | 41201 KKSA | SP 84 | 495 NYW | SP 18 |
| 403375 | SP 24 | 41201 KKSB | SP 84 | 496500 | SP 74 |
| 403390 | SP 24 | 41201 KN | SP 84 | 496501 | SP 74 |
| 403440 | SP 24 | 41201 KSA | SP 84 | 506496 | SP 73 |
| 403441 | SP 24 | 41201 LN | SP 84 | 506497 | SP 73 |
| 403455 | SP 24 | 41201 LSA | SP 84 | 523900 | SP 73 |
| 403475 | SP 24 | 41201 SN | SP 84 | 523901 | SP 73 |
| 403490 | SP 24 | 436610 | SP 70 | 523950 | SP 86 |
| 403540 | SP 24 | 437000 | SP 56 | 523951 | SP 86 |
| 403555 | SP 24 | 437520 | SP 70 | 523952 | SP 86 |
| 403565 | SP 24 | 437600 | SP 70 | 523954 | SP 86 |
| 403575 | SP 24 | 437601 | SP 70 | 523956 | SP 86 |
| 403590 | SP 24 | 440000 | SP 71 | 523958 | SP 86 |
| 403835 | SP 24 | 440001 | SP 71 | 525520 | SP 74 |
| 403855 | SP 24 | 440002 | SP 71 | 525523 | SP 74 |
| 403865 | SP 24 | 440003 | SP 71 | 525525 | SP 74 |
| 403875 | SP 24 | 440004 | SP 71 | 529205 | SP 30 |
| 403890 | SP 24 | 441510 | SP 71 | | |
| 403950 | SP 24 | 441511 | SP 71 | | |
| 403975 | SP 24 | 441512 | SP 71 | | |
| 404037 | SP 25 | 443500 | SP 71 | | |
| | | 443504 | SP 71 | | |
| | | 460001 | SP 35 | | |

Numerical Index

COMPONENTS / SPARE PARTS

| Product | Page | Product | Page | Product | Page |
|-----------|--------------|-----------|-------|-----------|-------|
| 529207 | SP 30 | 660074 SK | SP 86 | 7235 AWA | SP 27 |
| 529207 E | SP 30 | 6867791 | SP 72 | 723620 | SP 32 |
| 529209 | SP 30 | 6871191 | SP 51 | 723620 DV | SP 32 |
| 529209 E | SP 30 | 6901790 | SP 53 | 723620 H | SP 32 |
| 529305 | SP 30 | 6901890 | SP 53 | 723621 | SP 32 |
| 529307 | SP 30 | 6927691 | SP 40 | 723621 SV | SP 32 |
| 529309 | SP 30 | 6988190 | SP 52 | 723622 | SP 32 |
| 5501135 | SP 38 | 7207 AA | SP 27 | 723622 H | SP 32 |
| 5501435 | SP 37 | 7207 BA | SP 27 | 723623 | SP 32 |
| 5904998 | SP 35 | 7209 BA | SP 27 | 7249291 | SP 32 |
| 5915702 | SP 7 | 7220 AA | SP 27 | 725000 | SP 76 |
| 5920820 | SP 84 | 7220 BA | SP 27 | 725001 | SP 76 |
| 5922410 | SP 36 | 7220 CA | SP 27 | 7322990 | SP 51 |
| 5932200 | SP 78 | 7220 FA | SP 27 | 7362691 | SP 37 |
| 5934602 | SP 75 | 7220 FVA | SP 27 | 740116 | SP 57 |
| 5963402 | SP 35 | 7229 AA | SP 27 | 743500 | SP 37 |
| 5970502 | SP 31 | 7229 BA | SP 27 | 743501 | SP 37 |
| 5984302 | SP 80, SP 81 | 7229 CA | SP 27 | 743502 | SP 37 |
| 600005 | SP 58 | 7229 FA | SP 27 | 743503 | SP 37 |
| 6011590 | SP 69 | 7230 AA | SP 27 | 743504 | SP 37 |
| 6127390 | SP 49, SP 58 | 7230 AE | SP 26 | 743504 V | SP 37 |
| 6127490 | SP 45, SP 46 | 7230 AP | SP 26 | 743505 | SP 37 |
| 6127590 | SP 45, SP 46 | 7230 AWA | SP 27 | 743506 | SP 37 |
| 6299991 | SP 75 | 7230 BA | SP 27 | 743910 | SP 37 |
| 63 | SP 59 | 7230 BP | SP 26 | 743915 | SP 37 |
| 63 A | SP 59 | 7230 BVA | SP 27 | 743920 | SP 37 |
| 634840 | SP 86 | 7230 BWA | SP 27 | 743925 | SP 37 |
| 6376990 | SP 40 | 7230 CA | SP 27 | 743930 | SP 37 |
| 6377091 | SP 40, SP 51 | 7230 CVA | SP 27 | 743935 | SP 37 |
| 6407991 | SP 75 | 7230 CWA | SP 27 | 743940 | SP 37 |
| 6408091 | SP 75 | 7230 DA | SP 27 | 744500 | SP 38 |
| 648500 | SP 36 | 7230 EA | SP 27 | 744501 | SP 38 |
| 648502 | SP 36 | 7230 FA | SP 27 | 744510 | SP 38 |
| 648503 | SP 36 | 7230 FLA | SP 27 | 744600 | SP 38 |
| 649182 | SP 31 | 7230 FP | SP 26 | 744601 | SP 38 |
| 649182 E | SP 31 | 7230 FVA | SP 27 | 744602 | SP 38 |
| 649183 | SP 31 | 7230 FWA | SP 27 | 744603 | SP 38 |
| 649183 E | SP 31 | 723017 | SP 75 | 744605 | SP 38 |
| 649184 | SP 31 | 723018 | SP 75 | 744800 | SP 76 |
| 649184 E | SP 31 | 723018 Z | SP 75 | 744801 | SP 76 |
| 649185 | SP 31 | 723128 | SP 86 | 744805 | SP 76 |
| 649185 E | SP 31 | 723128 A | SP 86 | 745200 | SP 39 |
| 651503 | SP 36 | 723128 B | SP 86 | 745201 | SP 39 |
| 651504 | SP 36 | 723128 C | SP 86 | 745202 | SP 39 |
| 6573890 | SP 52 | 723128 D | SP 86 | 745800 | SP 86 |
| 660000 | SP 86 | 723128 E | SP 86 | 745802 | SP 86 |
| 660000 A | SP 86 | 723128 F | SP 86 | 745830 | SP 86 |
| 660000 T | SP 86 | 723128 G | SP 86 | 749000 | SP 76 |
| 660074 SF | SP 86 | 723128 H | SP 86 | 749001 | SP 76 |
| 660074 SG | SP 86 | 723128 K | SP 86 | 753500 | SP 77 |

Numerical Index

COMPONENTS / SPARE PARTS

| Product | Page | Product | Page | Product | Page |
|---------|--------------|----------|--------------|-----------|-------|
| 753501 | SP 77 | 826201 | SP 57 | 8575 KW | SP 81 |
| 753502 | SP 77 | 826210 | SP 57 | 8575 L | SP 82 |
| 753503 | SP 77 | 826300 | SP 39 | 8575 LA | SP 82 |
| 753504 | SP 77 | 8565 B | SP 79 | 8575 LB | SP 82 |
| 753700 | SP 77 | 8565 BB | SP 79 | 8575 LC | SP 82 |
| 753701 | SP 77 | 8565 BC | SP 79 | 8585 S | SP 82 |
| 754200 | SP 76, SP 77 | 8565 BCE | SP 79 | 8585 S-11 | SP 82 |
| 754300 | SP 76 | 8565 BG | SP 79 | 8585 S-12 | SP 82 |
| 755500 | SP 31 | 8565 BL | SP 79 | 8585 S-13 | SP 82 |
| 755501 | SP 31 | 8565 C | SP 79 | 8585 S-14 | SP 82 |
| 755505 | SP 31 | 8565 CL | SP 79 | 8585 S-15 | SP 82 |
| 755506 | SP 31 | 8565 E | SP 79 | 8585 SP | SP 82 |
| 770500 | SP 31 | 8574 KT | SP 81 | 8700 CKA | SP 42 |
| 771400 | SP 78 | 8574 KU | SP 81 | 8700 DKA | SP 42 |
| 771410 | SP 78 | 8574 KW | SP 81 | 8705 CKA | SP 42 |
| 771412 | SP 78 | 8575 AV | SP 42 | 8706 CA | SP 42 |
| 771413 | SP 78 | 8575 GN | SP 81 | 8707 DA | SP 42 |
| 771415 | SP 78 | 8575 K | SP 80 | 955 S | SP 16 |
| 771420 | SP 78 | 8575 KA | SP 80 | 955 U | SP 16 |
| 7909890 | SP 54 | 8575 KB | SP 80, SP 81 | 955 V | SP 16 |
| 7944790 | SP 54 | 8575 KC | SP 80 | 955 W | SP 16 |
| 7976090 | SP 75 | 8575 KD | SP 80, SP 81 | 955 Z | SP 16 |
| 826200 | SP 57 | 8575 KT | SP 81 | | |

Headmirrors

Reflectors, Headbands

Components / Spare Parts

Catalog page

074090 **Headmirror Standard**

3

074091 **Headmirror, diameter 90 mm**
074095 **Headband, narrow**

075090 **Headmirror Standard**

074091 **Headmirror, diameter 90 mm**
075095 **Headband, wide**

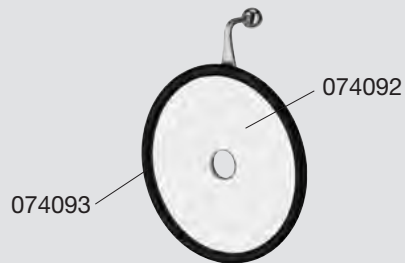


Components / Spare Parts

Catalog page

074091 **Headmirror, diameter 90 mm**

3



Spare Parts



074092
Mirror Glass,
diameter 90 mm



074093
Rubber Ring,
diameter 90 mm



074094
Back Wall,
diameter 90 mm

Components / Spare Parts

Catalog page

074095 **Headband, narrow, for 074090**

3

075095 **Headband, wide, for 075090**

3



Spare Parts



075096
Knurled Cap,
for ball joint



075097
Brake Cylinder, 3-part,
for ball joint

Headmirrors


Reflectors, Headbands

Components / Spare Parts

Catalog page

- 076090** ZIEGLER **Headmirror**
- 076091 **Headmirror**, diameter 90 mm
- 076095 **Headband**, narrow

- 077090** ZIEGLER **Headmirror**
- 076091 **Headmirror**, diameter 90 mm
- 077095 **Headband**, wide

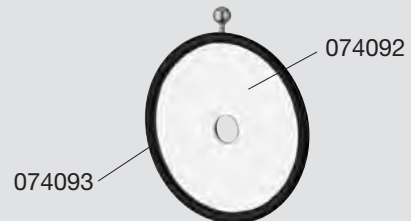


Components / Spare Parts

Catalog page

- 076091** **Headmirror**, diameter 90 mm

3



Spare Parts



074092
Mirror Glass,
diameter 90 mm



074093
Rubber Ring,
diameter 90 mm



074094
Back Wall,
diameter 90 mm

Components / Spare Parts

Catalog page

- 076095** ZIEGLER **Headband**, narrow, for 076090
- 077095** ZIEGLER **Headband**, wide, for 077090

3

3



Spare Part



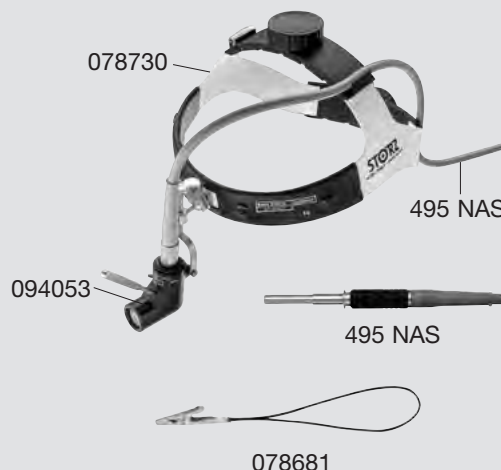
077096
Double Joint

Headlights

Components / Spare Parts

Catalog page

- 094051 Headlight** 7
- 094053 **Headlight**, with U-shaped suspension and ball joint
- 078730 **Headband**, fully adjustable, with Forehead Cushion 078511, with cross band, including ball joint holder for Headlights 094051, 094055, 095501 and 095505
- 495 NAS **Fiber Optic Light Cable**, straight plug, diameter 3.5 mm, length 230 cm
- 078681 **Clip with Band**, for attaching the fiber optic light cable to OR clothing



- 094055 Headlight**
- 094053 **Headlight**, with U-shaped suspension and ball joint
- 078730 **Headband**, fully adjustable, with Forehead Cushion 078511, with cross band, including ball joint holder for Headlights 094051, 094055, 095501 and 095505
- 495 NWMS **Fiber Optic Light Cable**, with 90° deflection to the cold light source, diameter 3.5 mm, length 230 cm
- 078681 **Clip with Band**, for attaching the fiber optic light cable to OR clothing



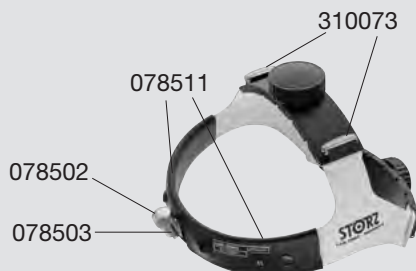
Headlights

Components / Spare Parts

Catalog page

078730 Headband, for 094051 and 094055

7, 12



Spare Parts



078502
Screw Cap



078511
Forehead Cushion,
with push-button lock



078503
Brake Cylinder, 3-part,
for ball joint



310073
Protection Clip, for cold
light cable, for fixing the
light cable to the
headband, 2 pcs

Components / Spare Parts

Catalog page

094053 Headlight, for 094051 and 094055

7



Spare Parts



084508
Suspension,
with cross connection,
for 084500 – 084503



094005
Handle, sterilizable,
with sleeve



5915702
Thread Pin, for lamp head


Headlights

Components / Spare Parts

Catalog page

- 310010** **Headlight**, with straight plug
- 310011 **Headlight**, with thin, 230 cm long integral fiber optic light cable, diameter 2.5 mm, with straight plug to the light source
- 310075 **Headband**, extra light, fully adjustable, with Forehead Cushion 078511, without cross band, including clamp mounting for Headlight 310010/310015
- 078681 **Clip with Band**, for attaching fiber optic light cable to OR clothing

8



- 310015** **Headlight**, with 90° deflection
- 310016 **Headlight**, with thin, 230 cm long integral fiber optic light cable, diameter 2.5 mm, with 90° deflection to the light source
- 310075 **Headband**, extra light, fully adjustable, with Forehead Cushion 078511, without cross band, including clamp mounting for Headlight 310010/310015
- 078681 **Clip with Band**, for attaching fiber optic light cable to OR clothing



Components / Spare Parts

Catalog page

- 310075** **Headband**, for 310010 and 310015

8, 12

Spare Part



078511
Forehead Cushion, with push-button lock



Headlights

Components / Spare Parts


Catalog page

- 310020 **Headlight**, with straight plug
- 310011 **Headlight**, with thin, 230 cm long integral fiber optic light cable, diameter 2.5 mm, with straight plug to the light source
- 310076 **Headband**, fully adjustable, with Forehead Cushion 078511, with cross band, including clamp mounting for Headlight 310020/310025
- 078681 **Clip with Band**, for attaching fiber optic light cable to OR clothing



8

- 310025 **Headlight**, with 90° deflection
- 310016 **Headlight**, with thin, 230 cm long integral fiber optic light cable, diameter 2.5 mm, with 90° deflection to the light source
- 310076 **Headband**, fully adjustable, with Forehead Cushion 078511, with cross band, including clamp mounting for Headlight 310020/310025
- 078681 **Clip with Band**, for attaching fiber optic light cable to OR clothing



Components / Spare Parts

Catalog page

- 310076 **Headband**, for 310020 and 310025

8, 12



Spare Parts



078511 **Forehead Cushion**, with push-button lock



310073 **Protection Clip**, for cold light cable, for fixing the light cable to the headband, 2 pcs

Headlights

Components / Spare Parts

Catalog page

- 094301** **Headlight**, with straight plug
- 094302 **Headlight**, lightweight model, with thin, 230 cm long integral fiber optic light cable, diameter 2.5 mm, with straight plug to the light source
- 078740 **Headband**, extra light, fully adjustable, with Forehead Cushion 078511, without cross band, with clamp mounting, for Headlights 094301 – 094330
- 078681 **Clip with Band**, for attaching fiber optic light cable to OR clothing



- 094305** **Headlight**, with 90° deflection
- 094306 **Headlight**, with thin, 230 cm long integral fiber optic light cable, diameter 2.5 mm, with 90° deflection to the light source
- 078740 **Headband**, extra light, fully adjustable, with Forehead Cushion 078511, without cross band, with clamp mounting, for Headlights 094301 – 094330
- 078681 **Clip with Band**, for attaching fiber optic light cable to OR clothing



- 094320** **Headlight**, with straight plug
- 094322 **Headlight**, with thin, 230 cm long integral fiber optic light cable, diameter 2.5 mm, with straight plug to the light source
- 078740 **Headband**, extra light, fully adjustable, with Forehead Cushion 078511, without cross band, with clamp mounting, for Headlights 094301 – 094330
- 078681 **Clip with Band**, for attaching fiber optic light cable to OR clothing



Headlights

Components / Spare Parts

Catalog page

- 094325** **Headlight**, with 90° deflection
- 094326 **Headlight**, with thin, 230 cm long integral fiber optic light cable, diameter 2.5 mm, with 90° deflection to the light source
- 078740 **Headband**, extra light, fully adjustable, with Forehead Cushion 078511, without cross band, with clamp mounting, for Headlights 094301 – 094330
- 078681 **Clip with Band**, for attaching fiber optic light cable to OR clothing



- 094330** **Headlight**
- 094332 **Headlight**, with connection for use with thin, 230 cm long fiber optic light cable 495 NTAS with straight plug or 495 NTXS with 90° deflection to the light source
- 078740 **Headband**, extra light, fully adjustable, with Forehead Cushion 078511, without cross band, with clamp mounting, for Headlights 094301 – 094330
- 078681 **Clip with Band**, for attaching fiber optic light cable to OR clothing



Components / Spare Parts

Catalog page

- 078740** **Headband**, for 094301, 094305, 094320, 094325 and 094330

9, 10, 12



Spare Part



078511
Forehead Cushion,
with push-button lock

Headlights

LED Headlights

Components / Spare Parts

Catalog page

- 094100 LED Headlight**, with white light
- 094103 **Headlight**, LED technology, **white light**, including connecting cable for battery box
- 094108 **Battery Box**, for use with 2 Photo Batteries 121306 P, CR 123 A
- 121306 P **Photo Batteries**, lithium, 3 V, CR 123 A
- 078760 **Headband**, for LED headlight, fully adjustable, with Forehead Cushion 078511, with cross band, including holder for Headlight 094103/094104 and Holding Band 094109 for Battery Box 094108 or Rechargeable Battery Box 094124
-
- 094110 LED Headlight**, with yellowish light
- 094104 **Headlight**, LED technology, **yellowish light**, including connecting cable for battery box
- 094108 **Battery Box**, for use with 2 Photo Batteries 121306 P, CR 123 A
- 121306 P **Photo Batteries**, lithium, 3 V, CR 123 A
- 078760 **Headband**, for LED headlight, fully adjustable, with Forehead Cushion 078511, with cross band, including holder for Headlight 094103/094104 and Holding Band 094109 for Battery Box 094108 or Rechargeable Battery Box 094124



Components / Spare Parts

Catalog page

- 094108 Battery Box**, for 094100 and 094110

5



Spare Parts



094108 B
Cover, for Battery Box 094108



121306 P
Photo Battery, lithium, 3 V, CR 123 A

Spare parts for headband see SP 14

Headlights

LED Headlights

Components / Spare Parts

Catalog page

- 094120** **LED Headlight**, with white light
- 094103 **Headlight**, LED technology, **white light**, including connecting cable for rechargeable battery box
- 094124 **Rechargeable Battery Box**, with 1 Li-Ion rechargeable battery
- 094129 **Battery Charger Li-Ion**, for charging the rechargeable battery box, power supply 100 – 240 VAC, 50/60 Hz
- 094127 **Mains Cord**, for Battery Charger 094129, length 150 cm
- 078760 **Headband**, for LED headlight, fully adjustable, with Forehead Cushion 078511, with cross band, including holder for Headlight 094103/094104 and Holding Band 094109 for Battery Box 094108 or Rechargeable Battery Box 094124

- 094130** **LED Headlight**, with yellowish light
- 094104 **Headlight**, LED technology, **yellowish light**, including connecting cable for rechargeable battery box
- 094124 **Rechargeable Battery Box**, with 1 Li-Ion rechargeable battery
- 094129 **Battery Charger Li-Ion**, for charging the rechargeable battery box, power supply 100 – 240 VAC, 50/60 Hz
- 094127 **Mains Cord**, for Battery Charger 094129, length 150 cm
- 078760 **Headband**, for LED headlight, fully adjustable, with Forehead Cushion 078511, with cross band, including holder for Headlight 094103/094104 and Holding Band 094109 for Battery Box 094108 or Rechargeable Battery Box 094124



Components / Spare Parts

Catalog page

- 094124** **Rechargeable Battery Box**, for 094120 and 094130

5



Spare Parts



094125 A
Li-Ion Rechargeable Battery Cell, with key



094127
Mains Cord, for Battery Charger 094129, length 150 cm



094129
Battery Charger Li-Ion, for charging the rechargeable battery box, power supply 100 – 240 VAC, 50/60 Hz



094105
Extension Cable, for LED Headlights 094100 – 094130, for carrying the battery box or rechargeable battery box in OR clothing

Spare parts for headband see SP 14

Headlights

LED Headlights

Components / Spare Parts

Catalog page

078760 **Headband**, for 094100, 094110, 094120 and 094130

5, 12



Spare Parts



078511
Forehead Cushion,
with push-button lock



310073
Protection Clip, for cold
light cable, for fixing the
light cable to the
headband, 2 pcs



094109
Holding Band,
for Battery Box 094108 or
Rechargeable Battery Box
094124, leather, with snap
closure

Headlights


Headlights "CLAR 73"

Components / Spare Parts

Catalog page

11

- 095501 **Headlight "CLAR 73"**, with straight plug
- 095502 **Headlight "CLAR 73"**, with 230 cm long integral fiber optic light cable, diameter 3.5 mm, with straight plug to the light source
- 078730 **Headband**, fully adjustable, with Forehead Cushion 078511, with cross band, including ball joint holder, for Headlights 094051, 094055, 095501 and 095505
- 078681 **Clip with Band**, for attaching fiber optic light cable to OR clothing



078681

- 095505 **Headlight "CLAR 73"**, with 90° deflection
- 095506 **Headlight "CLAR 73"**, with 230 cm long integral fiber optic light cable, diameter 3.5 mm, with 90° deflection to the light source
- 078730 **Headband**, fully adjustable, with Forehead Cushion 078511, with cross band, including ball joint holder, for Headlights 094051, 094055, 095501 and 095505
- 078681 **Clip with Band**, for attaching fiber optic light cable to OR clothing



095506



078681

Spare parts for headlights and headband see following pages

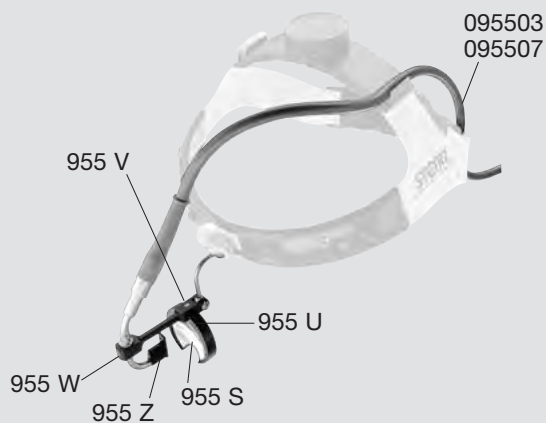
Headlights

Headlights "CLAR 73"

Components / Spare Parts

Catalog page

| | | |
|--------|--|----|
| 095502 | Headlight "CLAR 73", with straight plug | 11 |
| 095506 | Headlight "CLAR 73", with 90° deflection | 11 |



Spare Parts



955 S
Mirror



955 U
Metal Holder,
for mirror



955 V
Fixation Screw,
for metal holder (mirror)



955 W
Fixation Screw,
for fiber optic light cable



955 Z
Fixation Screw, set of 2

Spare Part for 095502



095503
Integral Fiber Optic Light
Cable, with straight plug

Spare Part for 095506



095507
Integral Fiber Optic Light
Cable, with 90° deflection

Headlights

Headlights "CLAR 73"

Components / Spare Parts

Catalog page

078730 **Headband**, for 095501 and 095505

11, 12



Spare Parts



078502
Screw Cap



078511
Forehead Cushion,
with push-button lock



078503
Brake Cylinder, 3-part,
for ball joint



310073
Protection Clip, for cold
light cable, for fixing the
light cable to the
headband, 2 pcs

Headlights

Headlights KS60


Components / Spare Parts

Catalog page

310060 Headlight KS60

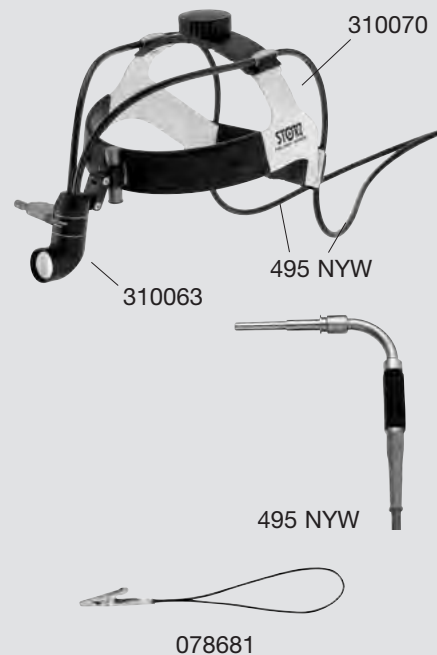
6

- 310063 **Headlight KS60**, with removable and sterilizable Focus Handle 310065
- 310070 **Headband**, fully adjustable, with Forehead Cushion 078511, with cross band, including holder for Headlight 310063
- 495 NY **Y-Fiber Optic Light Cable**, with special protective casing for Headlight 310063, length 290 cm
- 078681 **Clip with Band**, for attaching the fiber optic light cable to OR clothing



310061 Headlight KS60

- 310063 **Headlight KS60**, with removable and sterilizable Focus Handle 310065
- 310070 **Headband**, fully adjustable, with Forehead Cushion 078511, with cross band, including holder for Headlight 310063
- 495 NYW **Y-Fiber Optic Light Cable**, with special protective casing for Headlight 310063, with 90° deflection to the cold light source, length 290 cm
- 078681 **Clip with Band**, for attaching the fiber optic light cable to OR clothing



Headlights

Headlights KS60

Components / Spare Parts

Catalog page

310070 **Headband**, for 310060 and 310061

6, 12



Spare Parts



078511
Forehead Cushion,
with push-button lock



310073
Protection Clip, for cold
light cable, for fixing the
light cable to the
headband, 2 pcs

Components / Spare Parts

Catalog page

310063 **Headlight KS60**, for 310060 and 310061

6



Spare Part



310065
Handle, with focusing
screw, sterilizable

Headlights

Headlight "CLAR 55"

Components / Spare Parts

Catalog page

- 087200 **Headlight "CLAR 55"** -
- 087201 **Headlight "CLAR 55"**
- 108210 **Headlight Cable**, complete, length 240 cm
- 087290 **Headband**, wide
- 087284 **Spare Lamp**, 6 V



Components / Spare Parts

Catalog page

- 087290 **Headband**, wide, for "CLAR 55" -



Spare Parts



087294
Velcro Strips, for fastening
inside Headband 087290,
length 11.5 cm



087296
Knurled Cap, for ball joint,
for 087290



087295
Cushion, for Velcro
fastener



087297
Brake Cylinder, 3-part,
for ball joint, for 087290

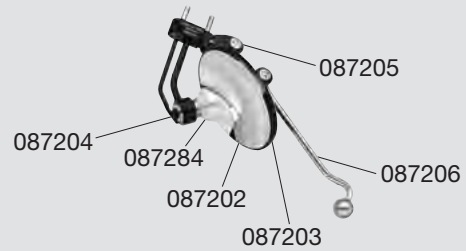
Headlights

Headlight "CLAR 55"

Components / Spare Parts

Catalog page

087201 Headlight "CLAR 55" —



Spare Parts



087202
Mirror



087205
Adaptor, between mirror tray and lamp holder



087203
Mirror Tray



087206
Suspension Device



087204
Lamp Holder, with plug connector



087284
Spare Lamp, spherical, diameter 17.5 mm, 6 V, 1 A

Components / Spare Parts

Catalog page

108210 Headlight Cable, complete —



Spare Parts



108211
Upper Headlight Cable, length 120 cm, with Mignon adaptor for connection to Headlights 084400, 084900, 087200 and Mignon plug



108214
Mignon Plug, male



108213
Mignon Coupling, female



108222
Lower Headlight Cable, with 25 mm flat plug, length 120 cm

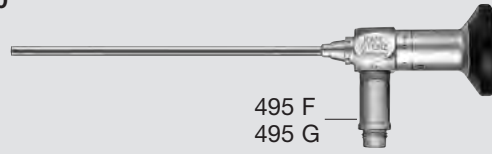
Otoscopies

HOPKINS® Telescopes, Tele-Otoscopies

Components / Spare Parts

Catalog page

| | | |
|---------|---|----|
| 1232 AA | HOPKINS® Straight Forward Telescope 0° | 15 |
| 1232 BA | HOPKINS® Forward-Oblique Telescope 30° | 15 |



Spare Parts



495 F
Receptacle,
diameter 9 mm, for
Wolf fiber optic light cable




495 G
Screw Base,
for KARL STORZ fiber
optic light cable and
Olympus/Winter & Ibe

Components / Spare Parts

Catalog page

| | | |
|---------|---|----|
| 1218 AA | Tele-Otoscope, with HOPKINS® Straight Forward Telescope 0° | 16 |
| 1218 BA | Tele-Otoscope, with HOPKINS® Forward-Oblique Telescope 30° | 16 |
| 1215 AA | Tele-Otoscope, with HOPKINS® Straight Forward Telescope 0° | 16 |



Spare Parts



495 F
Receptacle,
diameter 9 mm, for
Wolf fiber optic light cable



495 G
Screw Base,
for KARL STORZ fiber
optic light cable and
Olympus/Winter & Ibe

Otoscopes

HOPKINS® Telescopes

Components / Spare Parts

Catalog page

- 1230 AA HOPKINS® Straight Forward Telescope 0°
- 1230 BA HOPKINS® Forward-Oblique Telescope 30°

17
17



Spare Parts



495 F
Receptacle,
diameter 9 mm, for
Wolf fiber optic light cable



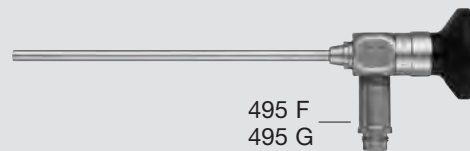
495 G
Screw Base,
for KARL STORZ fiber
optic light cable and
Olympus/Winter & Ibe

Components / Spare Parts

Catalog page

- 1216 AA HOPKINS® Straight Forward Telescope 0°

388-389



Spare Parts



495 F
Receptacle,
diameter 9 mm, for
Wolf fiber optic light cable



495 G
Screw Base,
for KARL STORZ fiber
optic light cable and
Olympus/Winter & Ibe

Nasal Specula

Components / Spare Parts

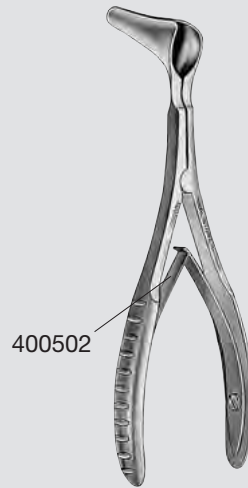
Catalog page

| | | |
|--------|---|----------|
| 400500 | HARTMANN Nasal Speculum | 100 |
| 403540 | KILLIAN-STRUYCKEN Nasal Speculum | 101 |
| 403555 | KILLIAN-STRUYCKEN Nasal Speculum | 101 |
| 403565 | KILLIAN-STRUYCKEN Nasal Speculum | 101 |
| 403575 | KILLIAN-STRUYCKEN Nasal Speculum | 101, 354 |
| 403590 | KILLIAN-STRUYCKEN Nasal Speculum | 101 |

Spare Part



400502
Spring, for nasal speculum



Components / Spare Parts

Catalog page

| | | |
|--------|---|-----|
| 403340 | KILLIAN-STRUYCKEN Nasal Speculum | 101 |
| 403355 | KILLIAN-STRUYCKEN Nasal Speculum | 101 |
| 403375 | KILLIAN-STRUYCKEN Nasal Speculum | 101 |
| 403390 | KILLIAN-STRUYCKEN Nasal Speculum | 101 |
| 403440 | KILLIAN-STRUYCKEN Nasal Speculum | - |
| 403455 | KILLIAN-STRUYCKEN Nasal Speculum | - |
| 403475 | KILLIAN-STRUYCKEN Nasal Speculum | - |
| 403490 | KILLIAN-STRUYCKEN Nasal Speculum | - |
| 403835 | COTTLE Nasal Speculum | 102 |
| 403855 | COTTLE Nasal Speculum | 102 |
| 403865 | COTTLE Nasal Speculum | 102 |
| 403875 | COTTLE Nasal Speculum | 102 |
| 403890 | COTTLE Nasal Speculum | 102 |
| 403950 | COTTLE Nasal Speculum | - |
| 403975 | COTTLE Nasal Speculum | - |

Spare Parts



400502
Spring, for nasal speculum



403441
Set Screw



Nasal Specula, Septum Morcelizers

Components / Spare Parts

Catalog page

| | | |
|--------|----------------|----------|
| 404040 | Nasal Speculum | 102, 306 |
| 404055 | Nasal Speculum | 102, 306 |
| 404075 | Nasal Speculum | 354 |
| 404090 | Nasal Speculum | 354 |

Spare Parts



404037
Fiber Optic Light Carrier



495 F
Receptacle,
diameter 9 mm, for
Wolf fiber optic light cable



495 G
Screw Base,
for KARL STORZ fiber
optic light cable and
Olympus/Winter & Ibe



Components / Spare Parts

Catalog page

| | | |
|--------|-------------------------|-----|
| 469600 | RUBIN Septum Morcelizer | 119 |
| 488038 | RUBIN Septum Morcelizer | 152 |

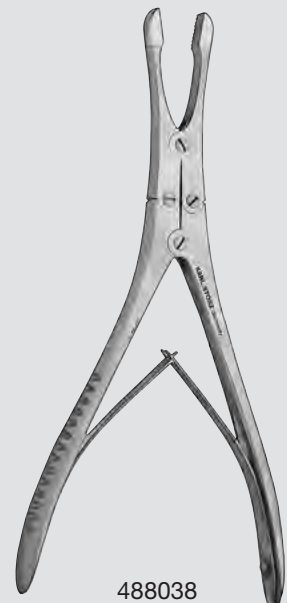
Spare Part



469602
Protective Cap, for
RUBIN Septum Morcelizer
469600 and 488038



469600



488038

Sinoscopes


ENDOCAMELEON® ENT HOPKINS® Telescope, HOPKINS® II Telescopes

Components / Spare Parts

Catalog page

7230 AE **ENDOCAMELEON® ENT HOPKINS® Telescope**

238



Spare Parts



495 F
Receptacle,
diameter 9 mm, for
Wolf fiber optic light cable



495 G
Screw Base,
for KARL STORZ fiber
optic light cable and
Olympus/Winter & Ibe

Components / Spare Parts

Catalog page

7230 AP **HOPKINS® II Straight Forward Telescope 0°, enlarged view**

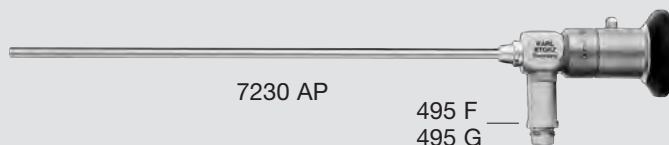
240

7230 BP **HOPKINS® II Forward-Oblique Telescope 30°, enlarged view**

240

7230 FP **HOPKINS® II Forward-Oblique Telescope 45°, enlarged view**

240



Spare Parts

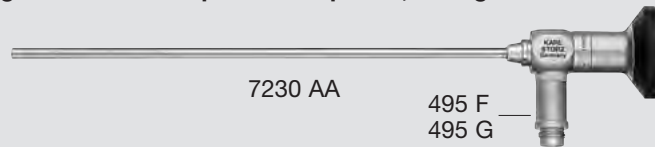


495 F
Receptacle,
diameter 9 mm, for
Wolf fiber optic light cable



495 G
Screw Base,
for KARL STORZ fiber
optic light cable and
Olympus/Winter & Ibe

| Components / Spare Parts | | Catalog page |
|--------------------------|---|--------------|
| 7230 AA | HOPKINS® II Straight Forward Telescope 0°, enlarged view | 242, 303 |
| 7230 AWA | HOPKINS® II Wide Angle Straight Forward Telescope 0°, enlarged view | 241 |
| 7230 BA | HOPKINS® II Forward-Oblique Telescope 30°, enlarged view | 242, 303 |
| 7230 BWA | HOPKINS® II Wide Angle Forward-Oblique Telescope 30°, enlarged view | 241 |
| 7230 CA | HOPKINS® II Lateral Telescope 70°, enlarged view | 242 |
| 7230 CWA | HOPKINS® II Wide Angle Lateral Telescope 70°, enlarged view | 241 |
| 7230 DA | HOPKINS® II Lateral Telescope 90°, enlarged view | 242 |
| 7230 EA | HOPKINS® II Retrograde Telescope 120°, enlarged view | 242 |
| 7230 FA | HOPKINS® II Forward-Oblique Telescope 45°, enlarged view | 242 |
| 7230 FWA | HOPKINS® II Wide Angle Forward-Oblique Telescope 45°, enlarged view | 241 |



Spare Parts

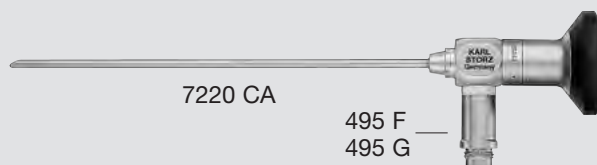


495 F
Receptacle,
diameter 9 mm, for
Wolf fiber optic light cable



495 G
Screw Base,
for KARL STORZ fiber
optic light cable and
Olympus/Winter & Ibe

| Components / Spare Parts | | Catalog page |
|--------------------------|---|--------------|
| 7230 FLA | HOPKINS® II Forward-Oblique Telescope 45°, enlarged view | 243 |
| 7230 BVA | HOPKINS® II Forward-Oblique Telescope 30°, enlarged view | 243 |
| 7230 FVA | HOPKINS® II Forward-Oblique Telescope 45°, enlarged view | 243 |
| 7230 CVA | HOPKINS® II Lateral Telescope 70°, enlarged view | 243 |
| 7235 AWA | HOPKINS® II Wide Angle Straight Forward Telescope 0°, enlarged view | 243 |
| 7220 AA | HOPKINS® II Straight Forward Telescope 0°, enlarged view | 244 |
| 7220 BA | HOPKINS® II Forward-Oblique Telescope 30°, enlarged view | 244 |
| 7220 CA | HOPKINS® II Lateral Telescope 70°, enlarged view | 244 |
| 7220 FA | HOPKINS® II Forward-Oblique Telescope 45°, enlarged view | 244 |
| 7220 FVA | HOPKINS® II Forward-Oblique Telescope 45°, enlarged view | 244 |
| 7229 AA | HOPKINS® II Straight Forward Telescope 0°, enlarged view | 245 |
| 7229 BA | HOPKINS® II Forward-Oblique Telescope 30°, enlarged view | 245, 272 |
| 7229 FA | HOPKINS® II Forward-Oblique Telescope 45°, enlarged view | 245 |
| 7229 CA | HOPKINS® II Lateral Telescope 70°, enlarged view | 245 |
| 7207 AA | HOPKINS® II Straight Forward Telescope 0° | 246 |
| 7207 BA | HOPKINS® II Forward-Oblique Telescope 30° | 246 |
| 7209 BA | HOPKINS® Forward-Oblique Telescope 30° | 246, 306 |



Spare Parts



495 F
Receptacle,
diameter 9 mm, for
Wolf fiber optic light cable




495 G
Screw Base,
for KARL STORZ fiber
optic light cable and
Olympus/Winter & Ibe

Suction and Irrigation Tubes

Suction Tubes

| Components / Spare Parts | | Catalog page |
|--------------------------|--------------|--------------|
| 10381 A | Suction Tube | 651 |
| 10381 AL | Suction Tube | 599 |
| 10381 B | Suction Tube | 599, 651 |




Spare Parts

Spare Part for 10381 A and 10381 AL

Spare Part for 10381 B





| Components / Spare Parts | | Catalog page |
|--------------------------|--------------|--------------|
| 10382 A | Suction Tube | 651 |
| 10382 AM | Suction Tube | 599 |
| 10382 B | Suction Tube | 599, 651 |




Spare Parts

Spare Part for 10382 A and 10382 AM

Spare Part for 10382 B



| Components / Spare Parts | | Catalog page |
|--------------------------|----------------------|--------------|
| 204405 | PLESTER Suction Tube | 37 |
| 204407 | PLESTER Suction Tube | 37 |
| 204409 | PLESTER Suction Tube | 37 |



Spare Parts

for 204405 204405 E
Stylet

for 204407 204407 E
Stylet

for 204409 204409 E
Stylet

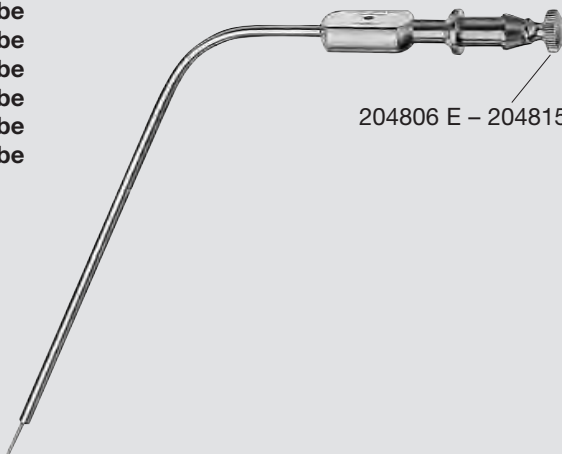
Suction and Irrigation Tubes

Suction Tubes, Suction Elevator, Suction Raspatory

Components / Spare Parts

Catalog page

- 204806 FERGUSON Suction Tube
- 204808 FERGUSON Suction Tube
- 204809 FERGUSON Suction Tube
- 204810 FERGUSON Suction Tube
- 204812 FERGUSON Suction Tube
- 204815 FERGUSON Suction Tube

| | | |
|--|----------------------------|--|
|  | <p>204806 E - 204815 E</p> | <p>37</p> <p>37</p> <p>37</p> <p>37, 168</p> <p>37, 168</p> <p>37, 168</p> |
|--|----------------------------|--|

Spare Parts

for 204806

204806 E
Stylet

for 204810

204810 E
Stylet

for 204808

204808 E
Stylet

for 204812

204812 E
Stylet

for 204809

204809 E
Stylet

for 204815

204815 E
Stylet

Components / Spare Parts

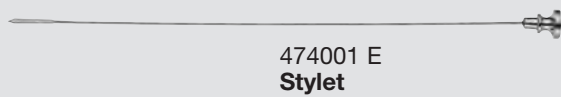
Catalog page

- 474001 FREER Suction Elevator

120, 291



Spare Part



474001 E
Stylet

Components / Spare Parts

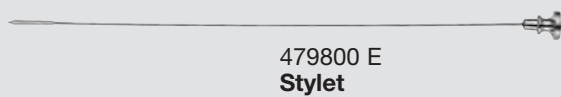
Catalog page

- 479800 Suction Raspatory

123



Spare Part



479800 E
Stylet

Suction and Irrigation Tubes

Suction Tubes


Components / Spare Parts

Catalog page

| | | |
|---------------|------------------------------|-----|
| 488084 | FERGUSON Suction Tube | 153 |
| 488085 | FERGUSON Suction Tube | 153 |
| 488086 | FERGUSON Suction Tube | 153 |

Spare Parts

| | |
|------------|----------------------------------|
| for 488084 | 488084 E Stylet |
| for 488085 | 488085 E Stylet |
| for 488086 | 488086 E Stylet |



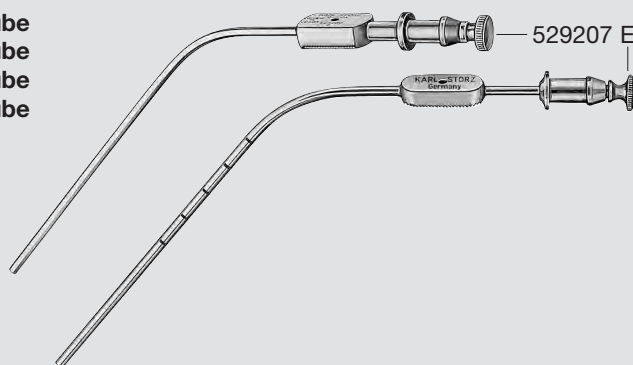
Components / Spare Parts

Catalog page

| | | |
|---------------|-----------------------------|----------|
| 529205 | FRAZIER Suction Tube | 148 |
| 529207 | FRAZIER Suction Tube | 148 |
| 529305 | FRAZIER Suction Tube | 296 |
| 529307 | FRAZIER Suction Tube | 296, 305 |

Spare Part

529207 E
Stylet



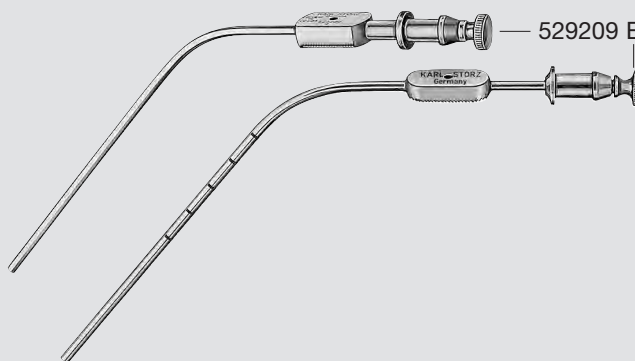
Components / Spare Parts

Catalog page

| | | |
|---------------|-----------------------------|-----|
| 529209 | FRAZIER Suction Tube | 148 |
| 529309 | FRAZIER Suction Tube | 296 |

Spare Part

529209 E
Stylet



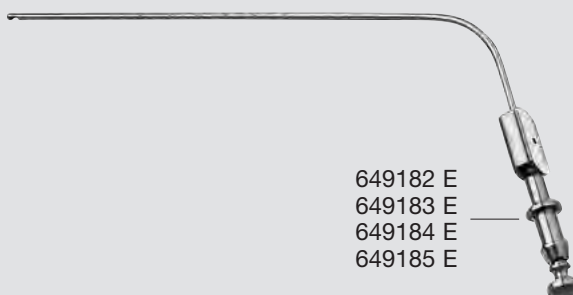
Suction and Irrigation Tubes, Larynx Instruments

Components / Spare Parts

Catalog page


- 649182** FERGUSON Suction Tube
- 649183** FERGUSON Suction Tube
- 649184** FERGUSON Suction Tube
- 649185** FERGUSON Suction Tube

- 192
- 192
- 192
- 192



649182 E
649183 E
649184 E
649185 E

Spare Parts



for 649182

649182 E
Stylet

Spare Part for 649184

649184 E
Stylet

for 649183

649183 E
Stylet

Spare Part for 649185

649185 E
Stylet

Components / Spare Parts

Catalog page

- 755500** YANKAUER Suction Tube
- 755505** YANKAUER Suction Tube

- 347
- 347



755501
755506

Spare Parts

Spare Part for 755500



755501
Suction Knob, hole
diameter 4 mm

Spare Part for 755505



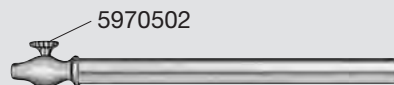
755506
Suction Knob, hole
diameter 2 mm

Components / Spare Parts

Catalog page

- 770500** **Handle**, for Laryngeal Mirror

349-350



5970502

Spare Part



5970502
Spare Screw,
for Handle 770500

Suction and Irrigation Tube

Irrigation and Suction Handles

Components / Spare Parts

Catalog page

- 723620** THUMFART **Irrigation and Suction Handle** 195
- 723620 H THUMFART **Handle**, with ergonomic ring handle, for use with Irrigation and Suction Sheaths 723527 A – F and 723540 A – F
- 723620 DV **Press Button Valve**, with lock function
- 723621** THUMFART **Irrigation and Suction Handle**
- 723620 H THUMFART **Handle**, with ergonomic ring handle, for use with Irrigation and Suction Sheaths 723527 A – F and 723540 A – F
- 723621 SV **Push Button Valve** (irrigation only active when pressure valve is depressed)



723620 DV



723621 SV

Spare Part



7249291
O-Ring Set, 2 sizes,
package of 5

Components / Spare Parts

Catalog page

- 723622** IRO **Irrigation and Suction Handle** 196
- 723622 H IRO **Handle**, pistol-shaped, for use with Irrigation and Suction Sheaths 723527 A – F and 723540 A – F
- 723620 DV **Press Button Valve**, with lock function
- 723623** IRO **Irrigation and Suction Handle**
- 723622 H IRO **Handle**, pistol-shaped, for use with Irrigation and Suction Sheaths 723527 A – F and 723540 A – F
- 723621 SV **Push Button Valve** (irrigation only active when pressure valve is depressed)



723620 DV



723621 SV

Spare Part




7249291
O-Ring Set, 2 sizes,
package of 5

Sialendoscopes

Miniature Straight Forward Telescopes

| Components / Spare Parts | | Catalog page |
|--------------------------|---|--------------|
| 11572 A | Miniature Straight Forward Telescope 0° | 310 |
| 11573 A | Miniature Straight Forward Telescope 0° | 310 |
| 11574 A | Miniature Straight Forward Telescope 0° | 310 |



Spare Parts

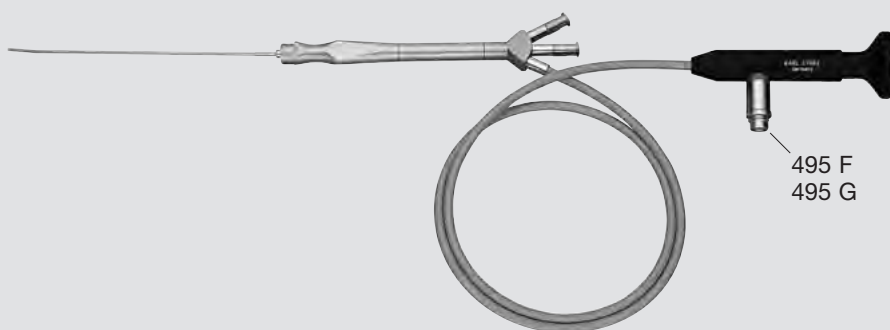


495 F
Receptacle,
diameter 9 mm, for
Wolf fiber optic light cable



495 G
Screw Base,
for KARL STORZ fiber
optic light cable and
Olympus/Winter & Ibe

| Components / Spare Parts | | Catalog page |
|--------------------------|---|--------------|
| 11575 A | Miniature Straight Forward Telescope 0° | 311 |
| 11581 A | Miniature Straight Forward Telescope 0° | 311 |
| 11582 A | Miniature Straight Forward Telescope 0° | 311 |
| 11583 A | Miniature Straight Forward Telescope 0° | 311 |



Spare Parts



495 F
Receptacle,
diameter 9 mm, for
Wolf fiber optic light cable



495 G
Screw Base,
for KARL STORZ fiber
optic light cable and
Olympus/Winter & Ibe


Sialendoscopes

Miniature Straight Forward Telescopes

Components / Spare Parts

Catalog page

| | | |
|---------|---|-----|
| 11576 | Miniature Straight Forward Telescope 0° | 312 |
| 11576 A | Miniature Straight Forward Telescope 0° | 312 |
| 11577 | Miniature Straight Forward Telescope 0° | 314 |
| 11577 A | Miniature Straight Forward Telescope 0° | 314 |



Spare Parts



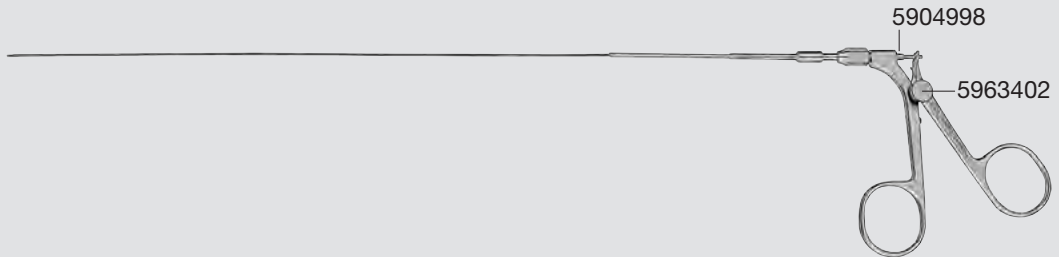
495 F
Receptacle,
diameter 9 mm, for
Wolf fiber optic light cable



495 G
Screw Base,
for KARL STORZ fiber
optic light cable and
Olympus/Winter & Ibe

Forceps and Punches

| Components / Spare Parts | | Catalog page |
|--------------------------|----------------------|--------------|
| 11576 TJ | Foreign Body Forceps | 316 |
| 11576 ZJ | Biopsy Forceps | 316 |
| 11583 TJ | Foreign Body Forceps | 316 |
| 11583 ZJ | Biopsy Forceps | 316 |



Spare Parts

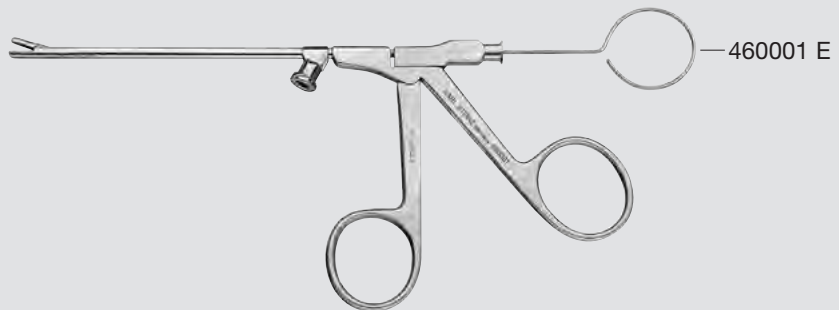


5904998
Seal, diameter 0.8 mm




5963402
Knurled Screw

| Components / Spare Parts | | Catalog page |
|--------------------------|--|--------------|
| 460001 | STAMMBERGER Suction Punch, for biopsy and grasping | 274 |
| 460501 | STAMMBERGER Suction Punch, for biopsy and grasping | 274 |



Spare Part



460001 E
Cleaning Stylet,
diameter 1.6 mm,
working length 18 cm

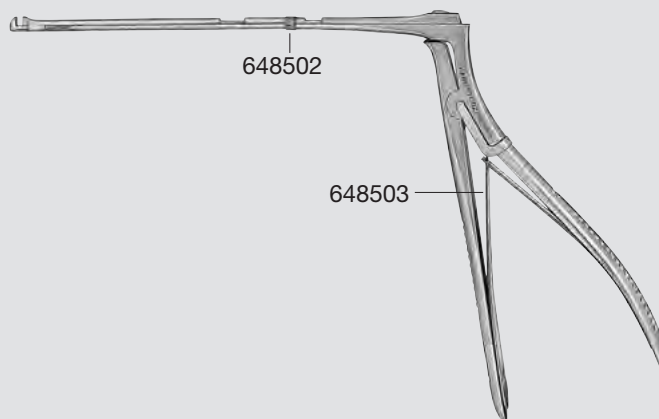
Forceps and Punches

Components / Spare Parts

Catalog page

648500 HAJEK-KOFLER Sphenoid Punch

171



Spare Parts



648502
Knurled Nut, for
reversible Sphenoid
Punch 648500 – 648523



648503
Spring, for bone punches

Components / Spare Parts

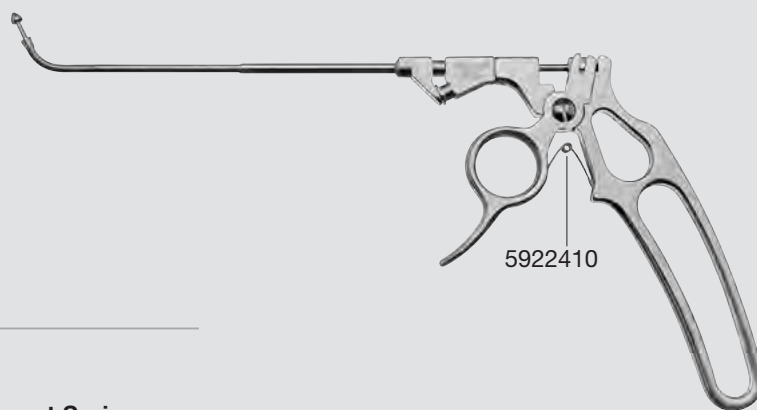
Catalog page

651503 HOSEMANN Frontal Sinus/Recess Punch

282

651504 HOSEMANN Sphenoid Punch

282



Spare Part



5922410
Replacement Spring

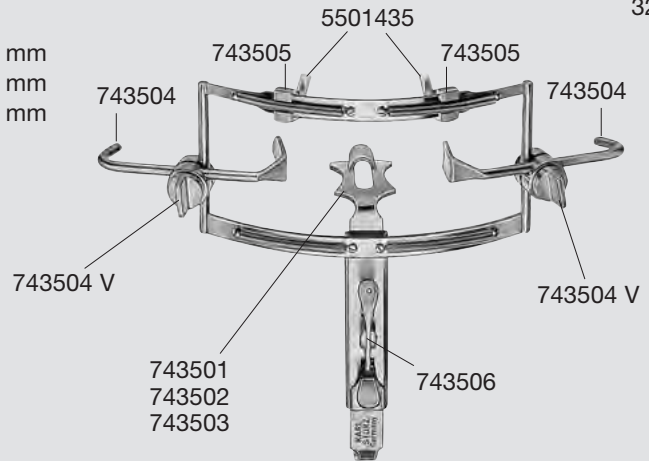
Tongue Blades and Mouth Gags

Components / Spare Parts

Catalog page

- 743500** DINGMANN **Mouth Gag**
- 743501 **Tongue Depressor**, size 1, 55 x 25 mm
- 743502 **Tongue Depressor**, size 2, 60 x 27 mm
- 743503 **Tongue Depressor**, size 3, 70 x 30 mm
- 743504 **Cheek Retractor**, adjustable
- 743504 V **Screw Connection**, complete
- 743505 **Tooth Hook**, movable
- 743506 **Mouth Gag**

329



Spare Part



5501435
Silicone Tubing

Components / Spare Parts

Catalog page

- 743910** DAVIS-MEYER **Tongue Blade**
- 743915** DAVIS-MEYER **Tongue Blade**
- 743920** DAVIS-MEYER **Tongue Blade**
- 743925** DAVIS-MEYER **Tongue Blade**
- 743930** DAVIS-MEYER **Tongue Blade**
- 743935** DAVIS-MEYER **Tongue Blade**
- 743940** DAVIS-MEYER **Tongue Blade**

330
330
330
330
330
330
330



Spare Part



7362691
Y-Tube, for tongue blade,
length 190 mm

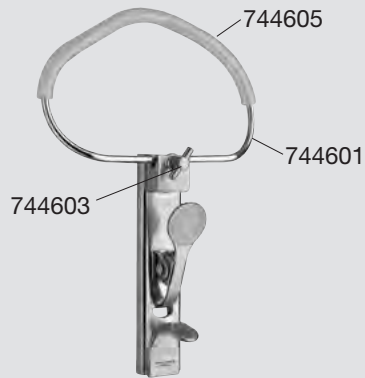
Tongue Blades and Mouth Gags

Components / Spare Parts

Catalog page

744600 McIVOR Mouth Gag

336



Spare Parts



744601
Frame



744603
Screw, for fixation
of frame



744602
Silicone Tube,
diameter 5.5 mm,
length 1 m



744605
Silicone Protection,
package of 10

Components / Spare Parts

Catalog page

744500 DAVIS-MEYER Mouth Gag

335

744510 DAVIS-MEYER Mouth Gag

335



Spare Parts



5501135
Rubber Cap,
length 1 m



744501
Tooth Hook,
movable

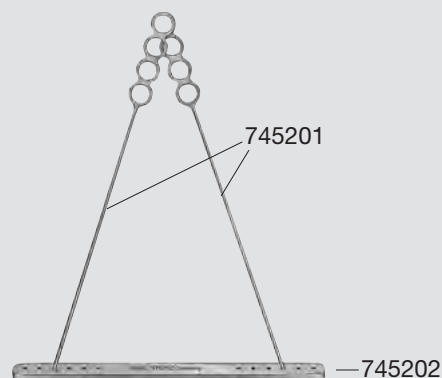
Tongue Blades and Mouth Gags, Stroboscope

Components / Spare Parts

Catalog page

- 745200** **DRAFFIN Suspension Apparatus Bipod**
- 745201 **Rod, with 4 rings (2 pieces)**
- 745202 **Base Plate**

336



Components / Spare Parts

Catalog page

- 40160101** **PULSAR II Stroboscope Set**
- 40160120 **PULSAR II Stroboscope,**
power supply 100 – 240 V, 50/60 Hz
- 400 A **Mains Cord, length 300 cm**
- 40160021 **LED Stroboscopy Light Source**
- 40160032 **Footswitch**
- 40160030 **Contact Sound Microphone, with clip**

503



Components / Spare Parts

Catalog page

- 40150001** **KARL STORZ μ-PULSAR, for laryngeal stroboscopy**
- 40150020 **KARL STORZ μ-PULSAR, basic unit for**
use with Battery Charger 40 1500 30
- 826300 **Leather Bag for μ-PULSAR**

505



40150020

Flexible Endoscopes

Rhino-Pharyngo-Laryngo-Fiberscope, Adaptor for Two-Way Stopcock

Components / Spare Parts

Catalog page

| | | |
|-----------------|--|----------|
| 11001 RD | Rhino-Laryngo-Fiberscope, 3.5 x 340 mm | 234, 498 |
| 11001 UD | Rhino-Pharyngo-Laryngo-Fiberscope, 2.3 x 230 mm | 498 |
| 11101 RP | Rhino-Pharyngo-Laryngo-Fiberscope, 3.5 x 300 mm | 234, 498 |
| 11101 SK | Rhino-Laryngo-Fiberscope, 2.5 x 270 mm | 234, 498 |
| 11101 SP | Rhino-Laryngo-Tracheo-Fiberscope, 2.5 x 370 mm | 234, 498 |



Spare Parts



495 F
Receptacle,
diameter 9 mm, for
Wolf fiber optic light cable




495 G
Screw Base,
for KARL STORZ fiber
optic light cable and
Olympus/Winter & Ibe

Components / Spare Parts

Catalog page

| | | |
|----------------|---|---|
| 6927691 | Adaptor for Two-Way Stopcock, for 11001 RD | — |
|----------------|---|---|



Spare Parts



6376990
Stopcock, for
irrigation connector



6377091
Spring Cap

Flexible Endoscopes

Broncho-Fiberscope, TELE PACK X

Components / Spare Parts

Catalog page

| | | |
|-----------------|---------------------------|-----|
| 11001 BN | Broncho-Fiberscope | 616 |
| 11002 BD | Broncho-Fiberscope | 616 |
| 11003 BC | Broncho-Fiberscope | 616 |
| 11004 BC | Broncho-Fiberscope | 616 |
| 11005 BC | Broncho-Fiberscope | 616 |
| 11009 BC | Broncho-Fiberscope | 616 |



Spare Parts



495 F
Receptacle,
diameter 9 mm, for
Wolf fiber optic light cable



495 G
Screw Base,
for KARL STORZ fiber
optic light cable and
Olympus/Winter & Ibe

Components / Spare Parts

Catalog page

| | | |
|--------------------|--|---------------|
| 20045001-EN | TELE PACK X | 232, 496, 614 |
| 20040240US | USB Silicone Keyboard, with touchpad, US character set | |
| 20040280 | KARL STORZ USB Flash Drive, 4 GB | |
| 400 F | Mains Cord, length 300 cm | |
| 400 B | Mains Cord, US version | |



Laryngoscopes

HOPKINS® and HOPKINS® II Telescopes

| Components / Spare Parts | | Catalog page |
|--------------------------|---|--------------|
| 8700 DKA | Tele-Laryngo-Pharyngoscope , with integrated HOPKINS® lateral telescope 90° | 506 |
| 8707 DA | Tele-Laryngo-Pharyngoscope , with integrated HOPKINS® lateral telescope 90° | 506 |
| 8700 CKA | BENJAMIN Tele-Laryngoscope , with integrated HOPKINS® lateral telescope 70° | 507 |
| 8705 CKA | BENJAMIN Slimline Tele-Laryngoscope , with integrated HOPKINS® lateral telescope 70° | 507 |
| 8706 CA | Strobo-Laryngoscope , with integrated HOPKINS® lateral telescope 70° | 507 |



Spare Parts

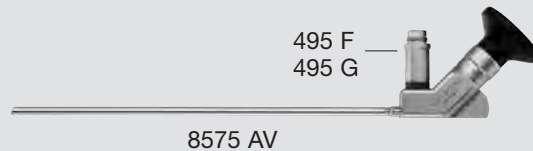


495 F
Receptacle,
diameter 9 mm, for
Wolf fiber optic light cable



495 G
Screw Base,
for KARL STORZ fiber
optic light cable and
Olympus/Winter & Ibe

| Components / Spare Parts | | Catalog page |
|--------------------------|---|--------------------|
| 8575 AV | HOPKINS® Straight Forward Telescope 15° | 517, 528 |
| 10005 AA | HOPKINS® II Straight Forward Telescope 0°, enlarged view | 579, 605, 630, 641 |
| 10005 BA | HOPKINS® II Forward-Oblique Telescope 30°, enlarged view | 579, 630 |



Spare Parts



495 F
Receptacle,
diameter 9 mm, for
Wolf fiber optic light cable



495 G
Screw Base,
for KARL STORZ fiber
optic light cable and
Olympus/Winter & Ibe

Components / Spare Parts

Catalog page

25320001 UNIMAT® 30, Suction Pump Set, 230 VAC

624

25320020 **UNIMAT® 30, suction pump,**
power supply 230 VAC,
50/60 Hz

25320080 **Bacterial Filter**

25320081 **Secretion Bottle, 2 l**

25320082 **Bottle Cap, with grip**

25320083 **Connecting Tube, short**

25320084 **Patient Tube**

25320085 **Overflow Case**

400 A **Mains Cord, length 300 cm**

mtp* **VACUsafe Promotion Pack
Suction**



25320020
25320020C

25320001C UNIMAT® 30, Suction Pump Set, 115 VAC

25320020C **UNIMAT® 30, suction pump,**
power supply 115 VAC,
50/60 Hz

25320080 **Bacterial Filter**

25320081 **Secretion Bottle, 2 l**

25320082 **Bottle Cap, with grip**

25320083 **Connecting Tube, short**

25320084 **Patient Tube**

25320085 **Overflow Case**

400 A **Mains Cord, length 300 cm**

mtp* **VACUsafe Promotion Pack
Suction**

Spare Parts

Spare Part for 25320020



1069400
Mains Fuse,
T 0.63 A, L 250 V

Spare Part for 25320020C



1069500
Mains Fuse,
T 1.6 A, L 250 V

* mtp medical technical promotion gmbh,
Take-Off GewerbePark 46, 78579 Neuhausen ob Eck, Germany

UNIMAT® 30

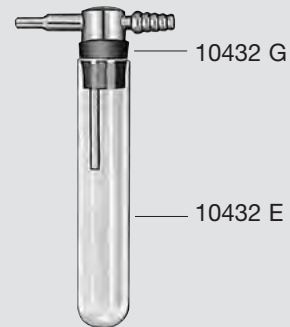
Aspirators

Components / Spare Parts

Catalog page

10432 N Aspirator
10432 T Aspirator

625, 652
625, 652



Spare Parts



10432 G
Rubber Seal



10432 E
Spare Glass

Bronchoscopes for Adults

Universal Bronchoscopes for Adults

| Components / Spare Parts | | Catalog page |
|--------------------------|-------------------------------|--------------|
| 10318 B | Universal Bronchoscope | 626 |
| 10318 C | Universal Bronchoscope | 626 |
| 10318 D | Universal Bronchoscope | 626 |



Spare Parts



495 F
Receptacle,
diameter 9 mm, for
Wolf fiber optic light cable



10318 L
Fiber Optic Light Carrier,
for bronchoscopes



495 G
Screw Base,
for KARL STORZ fiber
optic light cable and
Olympus/Winter & Ibe

| Components / Spare Parts | | Catalog page |
|--------------------------|-----------------------|--------------|
| 10315 P | FLUVOG Adaptor | 626 |



Spare Part



6127490
Sealing Cap, (50/3.6)

| Components / Spare Parts | | Catalog page |
|--------------------------|-------------------------------|--------------|
| 10315 N | Rubber Telescope Guide | 626 |



Spare Part



6127590
Sealing Cap, (50/4)

| Components / Spare Parts | | Catalog page |
|--------------------------|-------------------------|--------------|
| 10318 S | Instrument Guide | 577, 626-629 |



Spare Part



27550 C
Sealing Cap, drill hole
diameter 1.2 mm

Bronchoscopes for Adults

Components / Spare Parts

Catalog page

10101 FA Prismatic Light Deflector

532, 534, 577, 579, 587,
590, 627-630, 639-640



Spare Part



3430890
Knurled Cap

Components / Spare Parts

Catalog page

10314 P FLUVOG Adaptor

577, 579, 627-629



Spare Part



6127490
Sealing Cap, (50/3.6)

Components / Spare Parts

Catalog page

10314 BN Rubber Telescope Guide

577, 627-630



Spare Part



6127590
Sealing Cap, (50/4)

Bronchoscopes for Adults

Components / Spare Parts

Catalog page

10101 HA Prismatic Light Deflector



—

Spare Part



3430890
Knurled Cap

Components / Spare Parts

Catalog page

10317 EF Insert Sheath



—

Spare Parts



27021 Y
Sealing Cap




27550 A
Sealing Cap, drill hole diameter 0.8 mm

Components / Spare Parts

Catalog page

10317 EL Insert Sheath



—

Spare Parts



27021 Y
Sealing Cap




27550 A
Sealing Cap, drill hole diameter 0.8 mm

Components / Spare Parts

Catalog page

| | | |
|------------------|--|-----|
| 10320 AA | HOPKINS® Straight Forward Telescope 0° | 631 |
| 10320 BA | HOPKINS® Forward-Oblique Telescope 30° | 631 |
| 10320 DA | HOPKINS® Lateral Telescope 90° | 631 |
| 10328 AA | HOPKINS® Straight Forward Telescope 0° | 633 |
| 10017 AA | HOPKINS® II Straight Forward Telescope 0° | 640 |
| 10018 AA | HOPKINS® Straight Forward Telescope 0° | 641 |
| 10324 BA | HOPKINS® Forward-Oblique Telescope 30° | 641 |
| 10023 ABA | HOPKINS® Straight Forward Telescope 0° | 641 |



Spare Parts



495 F
Receptacle, diameter 9 mm, for Wolf fiber optic light cable



495 G
Screw Base, for KARL STORZ fiber optic light cable and Olympus/Winter & Ibe

Optical Intubation Tracheoscope, TONN Stent Applicator

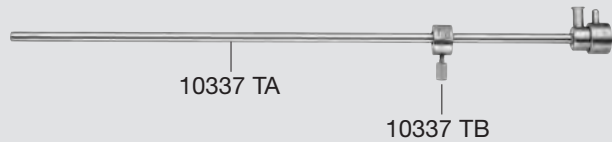
Components / Spare Parts

Catalog page

10337 T Optical Intubation Tracheoscope, GRONINGEN model

579, 630

10337 TA Sheath, for insertion of endotracheal tubes under optical control, proximal with LUER-Lock and distal with lateral holes for anesthetic gases, outer diameter 5.5 mm, length 30 cm, for use with HOPKINS® II Telescopes 10005 AA and BA



10337 TB Distance Ring, with fixation screw for length adjustment of the endotracheal tubes

Components / Spare Parts

Catalog page

TONN Stent Applicator


637



10521/10522/10523
10531/10532/10533



10524/10534/10544/10554



10525/10535/10545/10555

10526
10536
10546
10556

TONN Stent Applicator,
color code:

10520
blue

10530
red

10540
green

10550
white

Basic Block

10521

10531

10521

10521

Folding System

10522

10532

10542

10552

Clamping Rod

10523

10533

10523

10523

Loading Rod

10524

10534

10544

10554

Introducer Tube, with 2-ring handle

10525

10535

10545

10555

Pusher

10526

10536

10546

10556

Bronchoscopes for Children

Components / Spare Parts

Catalog page

10338 P FLUVOG Adaptor

639



Spare Part



6127390
Sealing Cap, (50/2.6)

Components / Spare Parts

Catalog page

10338 N Rubber Telescope Guide

590, 639



Spare Part




6127390
Sealing Cap, (50/2.6)

Components / Spare Parts

Catalog page

10338 S Guide Piece

639-640



Spare Part



27550 C
Sealing Cap, drill hole diameter 1.2 mm

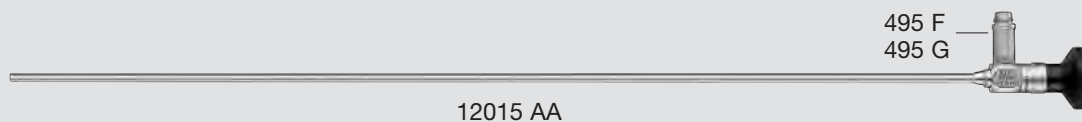
Esophagoscopes

HOPKINS® Telescopes and Miniature Straight Forward Telescope

Components / Spare Parts

Catalog page

| | | |
|-----------|---|----------|
| 12015 AA | HOPKINS® Straight Forward Telescope 0° | 588 |
| 10324 AA | HOPKINS® Straight Forward Telescope 0° | 591, 641 |
| 10020 ATA | HOPKINS® Straight Forward Telescope 0° | 592, 641 |
| 10030 AA | Miniature Straight Forward Telescope 0° | 593, 645 |



Spare Parts



495 F
Receptacle,
diameter 9 mm, for
Wolf fiber optic light cable



495 G
Screw Base,
for KARL STORZ fiber
optic light cable and
Olympus/Winter & Ibe


Esophoscopes

Esophoscope Tubes

Components / Spare Parts

Catalog page

- 12016 E** **Esophoscope Tube** 588
- 12016 F** **Esophoscope Tube** —



Spare Parts



495 F
Receptacle,
diameter 9 mm, for
Wolf fiber optic light cable



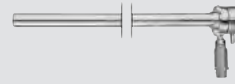
495 G
Screw Base,
for KARL STORZ fiber
optic light cable and
Olympus/Winter & Ibe

Spare Part for 12016 E



12016 EM
Fiber Optic Light Carrier

Spare Part for 12016 F



12016 FM
Fiber Optic Light Carrier

Spare Part for 12016 E



12016 EF
Esophoscope Tube,
size 11

Spare Part for 12016 F




12016 FF
Esophoscope Tube,
size 12

Components / Spare Parts

Catalog page

- 12016 EH** **Stopcock, with tube,** for Esophoscope Tube 12016 E —



Spare Parts



6871191
Stopcock



7322990
Tube




6377091
Spring Cap

Esophagoscopes

Esophagoscope Tubes, Handle

| Components / Spare Parts | | Catalog page |
|--------------------------|--------------------|--------------|
| 12030 A | Esophagoscope Tube | 590 |
| 12030 AL | Esophagoscope Tube | — |
| 12030 B | Esophagoscope Tube | 590 |
| 12030 C | Esophagoscope Tube | 590 |
| 12030 F | Esophagoscope Tube | 590 |
| 12030 G | Esophagoscope Tube | 590 |



Spare Part



6573890
Sealing Cap

| Components / Spare Parts | | Catalog page |
|--------------------------|---------------------------|---|
| 10101 FA | Prismatic Light Deflector | 532, 534, 577, 579, 587, 590, 627-630, 639-640 |



Spare Part



3430890
Knurled Cap

| Components / Spare Parts | | Catalog page |
|--------------------------|---|--------------|
| 12070 | Handle, for esophagoscopes 12060 AX – T | 587 |



Spare Part



6988190
Knurled Screw


Foreign Body Baskets

Components / Spare Parts

Catalog page

10386 AL Foreign Body Basket


600, 653



Spare Parts



10386 AE
Foreign Body Basket,
without handle,
length 55 cm



6901790
Guide Tube




10386 VH
Three-ring Handle

Components / Spare Parts

Catalog page

10386 B Foreign Body Basket


600, 653



Spare Parts



10386 BE
Foreign Body Basket,
without handle,
length 35 cm



6901890
Tube



10386 VH
Three-ring Handle

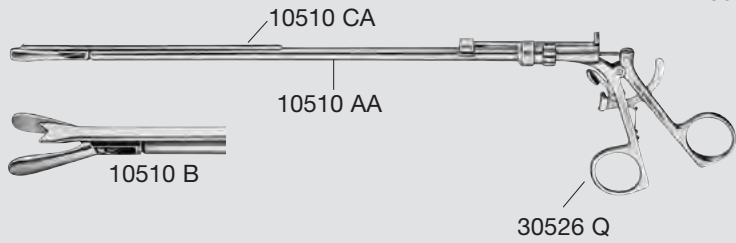
FREITAG Stent Forceps

Components / Spare Parts

Catalog page

- 10510 N** **FREITAG Stent Forceps**
- 30526 Q **Handle, with ratchet**
- 10510 AA **Outer Sheath**
- 10510 B **Forceps Insert**
- 10510 CA **Pusher**

638




Components / Spare Parts

Catalog page

- 10510 AA** **Outer Sheath**

638



Spare Parts



7909890
Halfround Plate



7944790
Silicone Ring

Miscellaneous

VITOM® 25 Telescope


Components / Spare Parts

Catalog page

20916020 VITOM® 25 Telescope 0°

683

495 F
495 G



Spare Parts



495 F
Receptacle,
diameter 9 mm, for
Wolf fiber optic light cable



495 G
Screw Base,
for KARL STORZ fiber
optic light cable and
Olympus/Winter & Ibe

Miscellaneous

Transformers, Aspirator and Bronchus Irrigator

Components / Spare Parts

Catalog page

- 102201 B Transformer —
- 102201 C Transformer —



Spare Parts



2027290
Fuse, for secondary circuit



Spare Parts for 102201 B

2026890
Mains Fuse



400 A
Mains Cord,
length 300 cm

Spare Parts for 102201 C



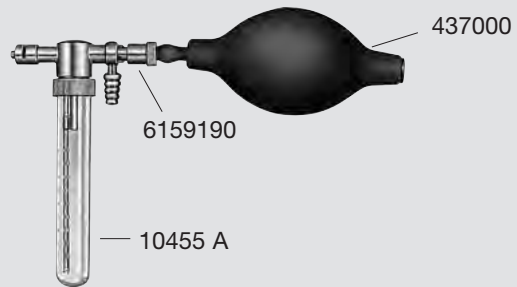
2054090
Mains Fuse

Components / Spare Parts

Catalog page

- 10434 HUZLY Aspirator and Bronchus Irrigator

652



Spare Parts



10455 A
Graduated Container,
autoclavable



437000
Rubber Bulb

Miscellaneous

ENT Diagnosis Set

Components / Spare Parts

Catalog page

826201 **ENT Diagnosis Set**, for outpatient basic ENT examinations

388



- 826200 **Leather Bag for ENT Diagnosis Set**, with divided main compartment and 2 detachable side pockets
- 138700 **Nystagmus Spectacles**, small model without illumination
- 826210 **LED Penlight**, burning time approx. 50 hours in continuous operation with 2 Micro-AAA batteries (included)
- 126100 **Tuning Fork**, A¹-440, with stand, small model
- 740116 **Tongue Depressor**, wooden, width 19 mm, length 16 cm, package of 100

Miscellaneous

Pneumatic Adaptor, Rubber Bulb

Components / Spare Parts

Catalog page

119500

HAWKE Pneumatic Adaptor

16



Spare Parts



119501
Cone



6127390
Sealing Cap, (50/2.6)



119651
Rubber Bulb,
without cone

Components / Spare Parts

Catalog page

119650

Rubber Bulb

20



Spare Parts



119651
Rubber Bulb,
without cone






600005
Record Outer Cone

Miscellaneous

Otoscope, Tuning Forks, Noise Apparatus

Components / Spare Parts Catalog page

| | | | |
|---------------|--|---|---------|
| 121300 | HEINE Otoscope | | 19, 388 |
| 121310 | Otoscope Head , fiber optic light transmission incorporated | | |
| 121302 | Ear Speculum , outer diameter 2.5 mm |  | |
| 121303 | Ear Speculum , outer diameter 3 mm | | |
| 121304 | Ear Speculum , outer diameter 4 mm | | |
| 121305 | Ear Speculum , outer diameter 5 mm | | |
| 121311 | Battery Handle | | |
| 121306 | 1.5 Volt Battery , type R 14 S | | |
| 63 | Spare Lamp , no. 63, 2.5 V | | |
| | |  | |
| 121320 | HEINE Otoscope Head | | |
| 121302 | Ear Speculum , outer diameter 2.5 mm | | |
| 121303 | Ear Speculum , outer diameter 3 mm | | |
| 121304 | Ear Speculum , outer diameter 4 mm | | |
| 121305 | Ear Speculum , outer diameter 5 mm | | |
| 63 A | Spare Lamp , no. 63 A, 3.5 Volt | | |
| | |  | |

Components / Spare Parts Catalog page

| | | |
|---------------|---|----|
| 125501 | Tuning Fork , C ² -512 | 23 |
| 125601 | Tuning Fork , C ³ -1024 | 23 |
| 126000 | Tuning Fork , A ¹ -440 | 23 |
| 126100 | Tuning Fork , A ¹ -440, small model | 23 |



Spare Part



126001
Stand

Components / Spare Parts Catalog page

| | | |
|---------------|-------------------------------|----|
| 130000 | BARANY Noise Apparatus | 23 |
|---------------|-------------------------------|----|



Spare Part



130001
Ear Olive

Miscellaneous

Battery Light Source LED for Endoscopes, Nystagmus Spectacles

Components / Spare Parts

Catalog page

11301 D4 Battery Light Source LED for Endoscopes

17, 247, 388-389, 623



094108 B

Spare Parts



094108 B
Cover, for Battery Box
094108



121306 P
Photo Battery, lithium,
3 V, CR 123 A

Components / Spare Parts

Catalog page

138805 FRENZEL Nystagmus Spectacles

24



Spare Parts



138806
Rubber Band, black,
with 2 fasteners



138964
Spare Lamp, 4 V



138807
Glare Shield, black

Components / Spare Parts

Catalog page

138905 FRENZEL Nystagmus Spectacles, battery version

24



Spare Parts



121306
1.5 Volt Battery,
Type R 14 S



138807
Glare Shield, black



138806
Rubber Band, black,
with 2 fasteners



138964
Spare Lamp, 4 V

Miscellaneous


Diagnostic Tube, Powder Blower

Components / Spare Parts








Catalog page

148500 JANSSEN Diagnostic Tube

25



Spare Parts

| | | | |
|---|---|--|--|
|  | 148608 Ear Tip, diameter 8 mm |  | 148720 Angle |
|  | 148609 Ear Tip, diameter 9 mm |  | 148722 Tube, length 100 cm |
|  | 148610 Ear Tip, diameter 10 mm |  | 148725 Stand, for 148500 |
|  | 148710 Ear Tip, black, diameter 10 mm | | |

Components / Spare Parts


Catalog page

149320 KABIERSKE Powder Blower

25



Spare Parts

| | | | |
|---|--|---|---|
|  | 149307 Valve Ball, only |  | 149324 Replacement Glass, brown, autoclavable |
|---|--|---|---|

Miscellaneous

Ear Knife

Components / Spare Parts

Catalog page

155000 **Ear Knife, angular**

27



Spare Part



155001
Ear Knife, without handle

Components / Spare Parts

Catalog page

155200 **Ear Knife, bayonet-shaped**

27



Spare Part



155201
Ear Knife, without handle

Components / Spare Parts


Catalog page

155400 **Ear Knife, bayonet-shaped**

—

155600 **Ear Knife, bayonet-shaped**

—



Spare Parts



155401
Ear Knife, without handle



155601
Ear Knife, without handle

Miscellaneous


Ear Snares

Components / Spare Parts


Catalog page

164000 KRAUSE Ear Snare

—




Spare Parts



164001
Pull Wire



164003
Set Screw,
for attachment tube



164002
Attachment Tube,
with pull wire



164004
Set Screw,
for pull wire M 1.9




164800
Ear Snare Wire,
package of 25

Components / Spare Parts

Catalog page

164100 KRAUSE Ear Snare

28



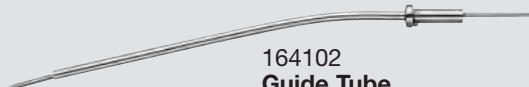
Spare Parts



164101
Traction Wire



164103
Fixation Screw



164102
Guide Tube,
with traction wire



164800
Ear Snare Wire,
package of 25

Miscellaneous

Metal Mallets

Components / Spare Parts

Catalog page

174700 Metal Mallet

31, 124



Spare Part




174701
Plastic Mallet Head

Components / Spare Parts

Catalog page

174800 Metal Mallet

31, 124



Spare Part



174801
Plastic Replacement

Miscellaneous

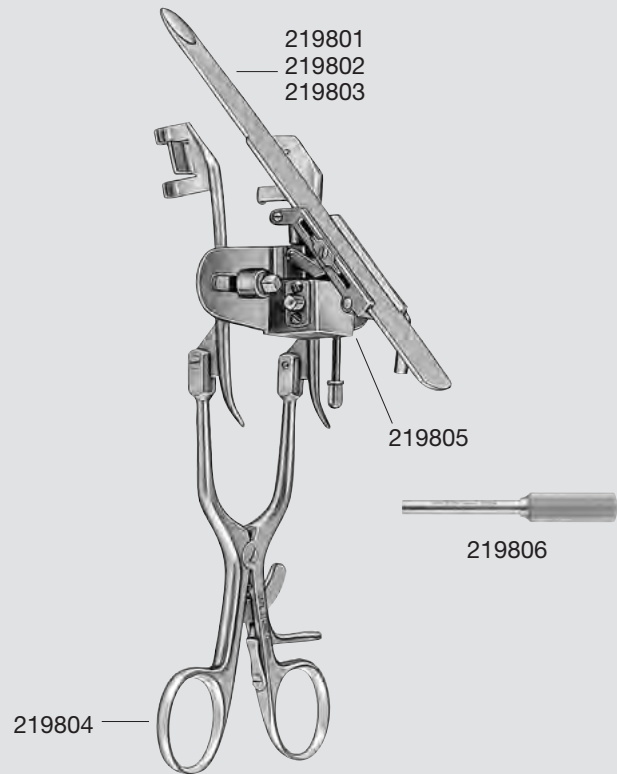
Dura Retractor, Glomus Retractor

Components / Spare Parts

Catalog page

- 219800** FISCH **Dura Retractor**, length 18 cm
- 219801 **Spatula**, straight, length 12 cm
- 219802 **Spatula**, straight, length 15 cm
- 219803 **Spatula**, curved, length 15 cm
- 219804 **Retractor**, length 18 cm
- 219805 **Spatula Attachment**,
for adjustment of spatulas
- 219806 **Wrench**, for spatula attachment

44, 193

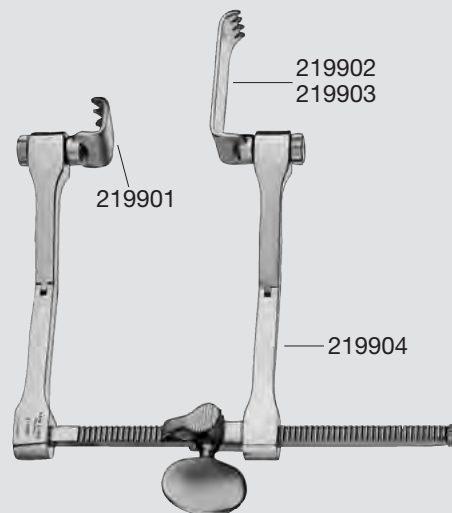


Components / Spare Parts

Catalog page

- 219900** FISCH **Glomus Retractor** (infratemporal fossa retractor)
- 219901 **Retractor Blade**, short
- 219902 **Retractor Blade**, long
- 219903 **Retractor Blade**, long and slim,
with drill hole
- 219904 **Retractor Frame**, without blades

44



Miscellaneous

Wire Bending Die, Ventilation Drainage Tube Inserter,
Cartilage Cutting Block

Components / Spare Parts

Catalog page

227800 SCHUKNECHT **Wire Bending Die**

59



Spare Parts



227801
Spare Protective Frame



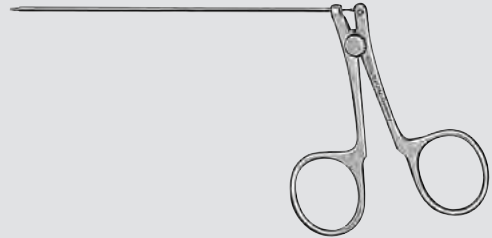
227802
Die, with bending table

Components / Spare Parts


Catalog page

230000 **Ventilation Drainage Tube Inserter**


67



Spare Parts



230001
Spare Stylet,
diameter 1 mm



230002
Spare Stylet,
diameter 1.2 mm

Components / Spare Parts

Catalog page

231020 MILEWSKI **Cartilage Cutting Block**

64

231022 **Cutting Block**, plastic, white,
autoclavable, size 120 x 45 x 15 mm

231024 **Frame**, metal, U-shaped, with 2 pins
to hold the templates

231026 **Template for Ear Cartilage**, with
5 round holes 5, 7, 8, 9 and 10 mm
diameter and 2 oval holes 9 x 11 mm
and 12 x 14 mm, thickness 0.5 mm

231028 **Same**, thickness 1 mm

231030 **Template for Nasal Cartilage**, with
3 rectangular holes 5.5 x 30 mm,
15 x 15 mm and 10 x 30 mm,
thickness 1 mm

231032 **Same**, thickness 0.5 mm

231035 **Stamp**, cylindrical, with handle, to
press the cartilage on the cutting block



231022

231024




231026

231028



231030

231032



231035

Miscellaneous

Metal Tray

Components / Spare Parts

Catalog page


239728 F **Metal Tray**

66, 96

239728 FA **Base with Lid**, with holders and silicone bridges

239728 FE **Silicone Mat**

239728 FE



Additional accessories for cleaning and sterilization see catalog HYGIENE

Miscellaneous

Metal Tray, Instrument Racks


Components / Spare Parts

Catalog page

239728

Metal Tray

70



Spare Parts



239728-1
Spare Part Set, consisting of 2 short bridges, silicone leaflet valves and assembly materials



239728-2
Spare Part Set, consisting of 2 long bridges, silicone leaflet valves and assembly materials

Components / Spare Parts

Catalog page

39219 XF

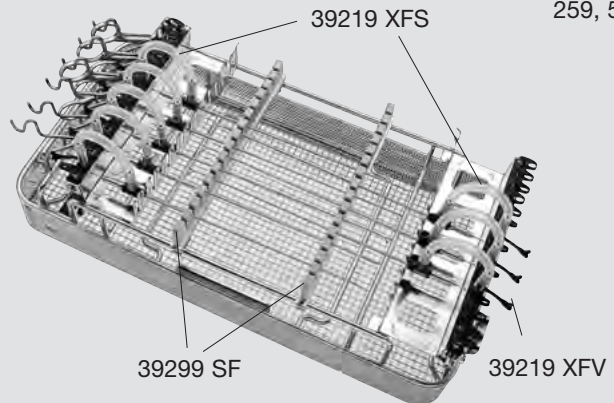
Instrument Rack

259, 542


39219 XFB

Instrument Rack

259, 542




Spare Parts



39219 XFS
Irrigation Tube, with two LUER-Lock tube connectors, length 140 mm



39299 SF
Aluminium Silicone Holder, for ENT-Instruments, **SinuFIT®** and **LaryngoFIT®**, 15 positions



39219 XFV
Sealing Cap, package of 15, for multi-port bridge

Miscellaneous

TAKE-APART® Bipolar Forceps

Components / Spare Parts

Catalog page

462020 TAKE-APART® CASTELNUOVO Bipolar Forceps

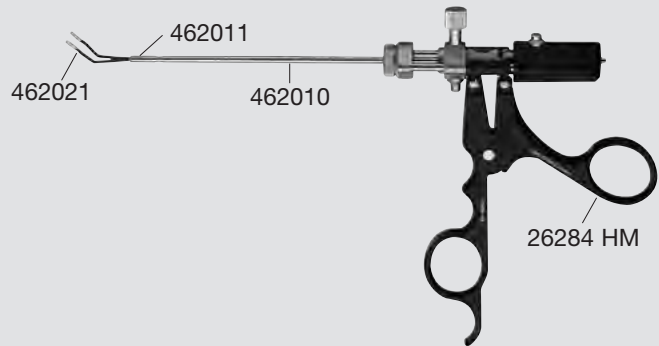
278, 393

26284 HM **Bipolar Ring Handle**

462010 **Outer Sheath**

462011 **Inner Sheath**

462021 **Forceps Insert**



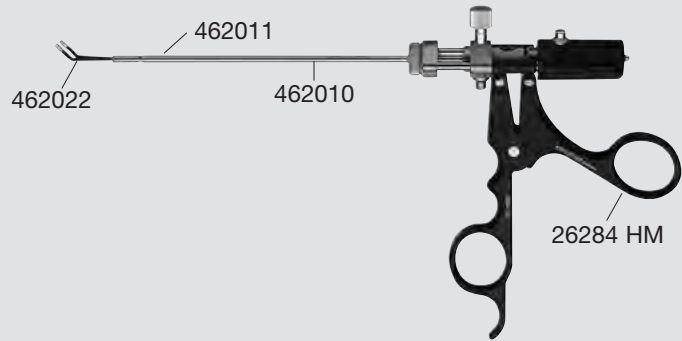
462023 TAKE-APART® Bipolar Forceps

26284 HM **Bipolar Ring Handle**

462010 **Outer Sheath**

462011 **Inner Sheath**

462022 **Forceps Insert**



Components / Spare Parts

Catalog page

26284 HM TAKE-APART® Bipolar Ring Handle, for 462020 and 462023

278, 393



Spare Part



6011590
Plug, for LUER-Lock
connector

Miscellaneous

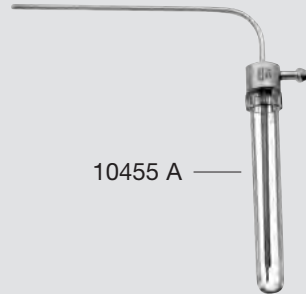
Nasal Atomizers

Components / Spare Parts

Catalog page

436610 **Nasal Atomizer**

107



10455 A

Spare Part



10455 A
Graduated Container,
autoclavable

Components / Spare Parts

Catalog page

437520 **DE VILBIS Nasal Atomizer**

107



149324

Spare Part



149324
Replacement Glass,
brown, autoclavable

Components / Spare Parts

Catalog page

437600 **DE VILBIS Nasal Atomizer**

107



437601

Spare Part



437601
Replacement Glass

Miscellaneous


Nasal Snares

Components / Spare Parts


Catalog page

440000 KRAUSE Nasal Snare

108




Spare Parts



440001
Traction Wire



443500
Nasal Snare Wire,
standard size,
diameter 0.3 mm,
length 10 cm,
package of 25



440002
Guide Tube,
with traction wire



443504
Nasal Snare Wire,
standard size,
diameter 0.4 mm,
length 10 cm,
package of 25



440003
Fixation Screw,
for Tube M 2.3



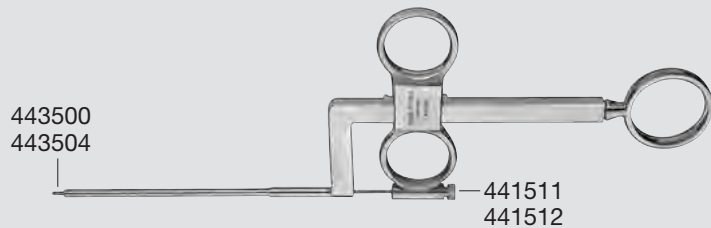
440004
Fixation Screw,
for Traction Wire M 2.5

Components / Spare Parts


Catalog page

441510 LANGE Nasal Snare

108




Spare Parts



441511
Traction Wire, with pin for
bayonet lock mechanism,
previous model



443500
Nasal Snare Wire,
standard size,
diameter 0.3 mm,
length 10 cm,
package of 25



441512
Traction Wire, with thread,
for use with Nasal Snare
441510, current model



443504
Nasal Snare Wire,
standard size,
diameter 0.4 mm,
length 10 cm,
package of 25

Miscellaneous

Retractor, LASER Application Instrument

Components / Spare Parts

Catalog page

- 233250** DALCHOW-O'DONOGHUE **Retractor**,
for cochlea implant operations
- 233250 A **Retractor**, with ergonomic handle, cold light
illumination, suction channel with cut-off hole,
LUER, concave blade, 20 x 30 mm,
length 19.5 cm
- 233250 B **Fiber Optic Light Carrier**, with suction tube,
length 18.5 cm

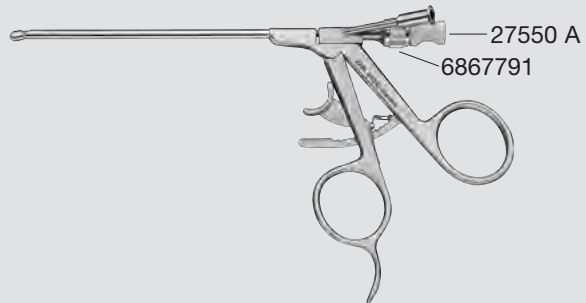


Components / Spare Parts

Catalog page

- 461000** LEUNIG-GREVERS **LASER Application Instrument**

248



Spare Parts



27550 A
Sealing Cap, drill hole
diameter 0.8 mm



6867791
Knurled Screw Cap

Miscellaneous

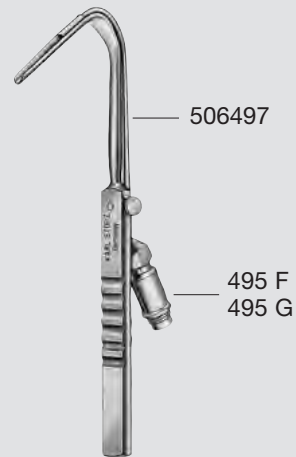
Nasal Retractor, Bone Crusher

Components / Spare Parts

Catalog page

506496 AUFRICHT **Nasal Retractor**

133



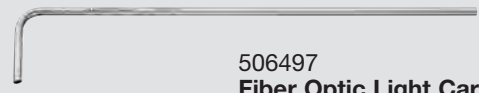
Spare Parts



495 F
Receptacle,
diameter 9 mm, for
Wolf fiber optic light cable



495 G
Screw Base,
for KARL STORZ fiber
optic light cable and
Olympus/Winter & Ibe



506497
Fiber Optic Light Carrier

Components / Spare Parts

Catalog page

523900 COTTLE **Bone Crusher**

143

Spare Part



523901
Metal Clamp



Miscellaneous

Caliper, Surgical Handle

Components / Spare Parts

Catalog page

525520

BEHRBOHM Caliper

146



Spare Parts



525523
Tip, with atraumatic pin,
autoclavable, length 5 cm



525525
Holder, for sterile skin
marker, autoclavable,
length 5 cm

Components / Spare Parts

Catalog page

496500

Surgical Handle, for miniature blades

433, 439

496501 — 

Spare Part



496501
Clamping Insert

Miscellaneous

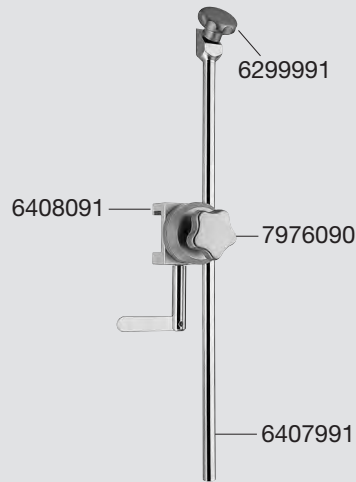
Rotating Clamp and Flexible Tension Arm

Components / Spare Parts

Catalog page

723017 Rotating Clamp

104, 298



Spare Parts



6299991
Star Grip, small



6408091
Rotating Clamp, without rod



6407991
Holding Rod, without clamp



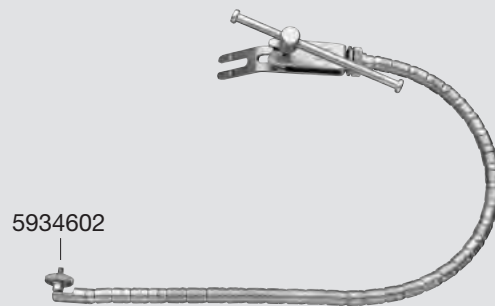
7976090
Star Grip, large

Components / Spare Parts

Catalog page

723018 Flexible Tension Arm


104, 298



Spare Parts



5934602
Knurled Nut



723018 Z
Bowden Wire

Miscellaneous


Uvula Retractor, Chest Supports, Tonsil Snare

Components / Spare Parts

Catalog page

725000 HOPMANN **Uvula Retractor**

325



Spare Part



725001
Tube, with spherical metal ends

Components / Spare Parts

Catalog page

744800 NEGUS **Chest Support**

336

744801 NEGUS **Chest Support**

—



Spare Part



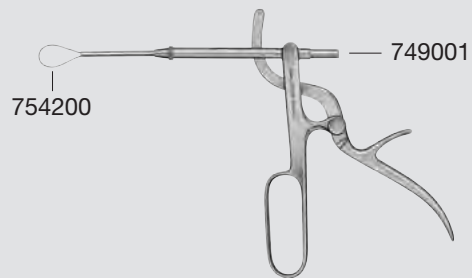
744805
Band, for fixation of chest supports

Components / Spare Parts

Catalog page

749000 TYDING **Tonsil Snare**

342



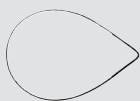
Spare Parts



749001
Traction Rod



754300
Snare Wire, diameter 0.4 mm, 10 m roll



754200
Wire Snare Loop, stainless steel, package of 100

Miscellaneous

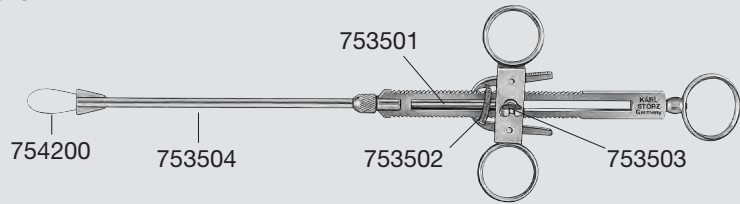
Tonsil Snares

Components / Spare Parts

Catalog page

753500 BRÜNINGS Tonsil Snare

346



Spare Parts



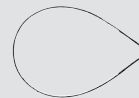
753501
Traction Rod



753504
Guide Tube, without traction rod, with central screw



753502
Spiral Spring, for ratchet lever



754200
Wire Snare Loop, stainless steel, package of 100



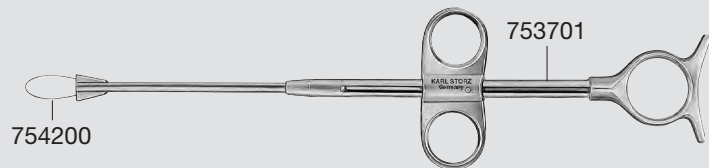
753503
Screw, for fixation of traction rod

Components / Spare Parts

Catalog page

753700 EVES Tonsil Snare

346



Spare Parts



753701
Traction Rod



754200
Wire Snare Loop, stainless steel, package of 100

Miscellaneous

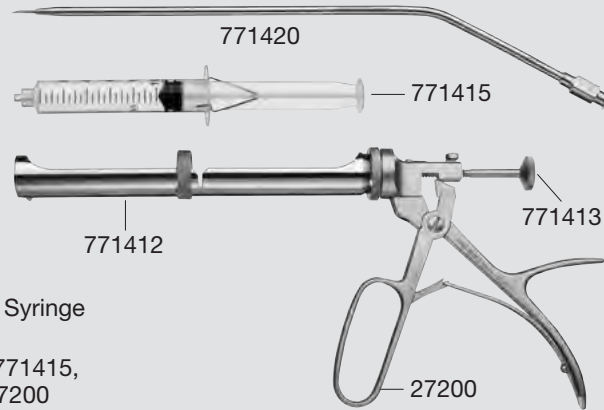
High Pressure Syringes

Components / Spare Parts

Catalog page

771410 PERETTI High Pressure Syringe, for fat injection

572



27200 **High Pressure Handle**, for use with Syringe Holder 771412

771412 **Syringe Holder**, for Plastic Syringe 771415, for use with High Pressure Handle 27200

771413 **Pusher**, for use with High Pressure Handle 27200 with Plastic Syringe 771415

771415 **Plastic Syringe**, spring-action, self-retaining, 10 ml, sterile, for single use, package of 25

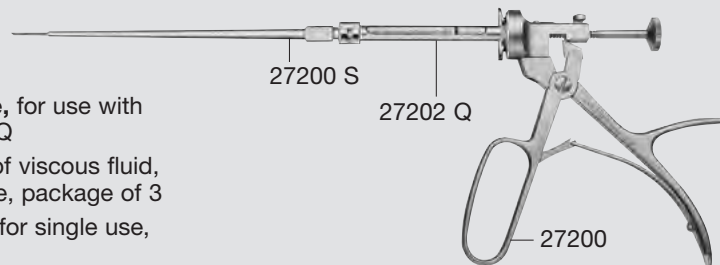
771420 **Injection Cannula**, angular, LUER-Lock, tip outer diameter 1.3 mm, inner diameter 0.8 mm, working length 20 cm, package of 3

Components / Spare Parts

Catalog page

771400 High Pressure Syringe, for viscous fluid injection

573



27200 **High Pressure Handle**, for use with Syringe Holder 27201 Q

27200 B **Adaptor**, for injection of viscous fluid, for filling plastic syringe, package of 3

27200 P **Plastic Syringe**, 1 ml, for single use, package of 100

27202 Q **Syringe Holder**, for plastic syringe, package of 3

27200 S **Injection Cannula**, LUER-Lock, outer diameter of syringe 1.3 mm, inner diameter 0.8 mm, working length 23 cm, package of 3

Components / Spare Parts

Catalog page

27200 High Pressure Handle, for 771400 and 771410

572-573



Spare Part



5932200
Sealing Ring


Miscellaneous

Battery Handles

Components / Spare Parts

Catalog page

- 8565 B** **Battery Handle, 3.5 Volt**
- 8565 BB **Handle**
- 8565 BG **Rack**
- 8565 BL **Charger, power supply 220 – 240 VAC**



19

- 8565 C** **Battery Handle, 3.5 Volt**
- 8565 BB **Handle**
- 8565 BG **Rack**
- 8565 CL **Charger, power supply 115 VAC**

Components / Spare Parts

Catalog page

- 8565 BB** **Battery Handle, 3.5 Volt**



19

Spare Part



8565 E
Battery Cell

Components / Spare Parts

Catalog page

- 8565 BC** **Battery Handle, 3.5 Volt, for 121320**



—

Spare Part



8565 BCE
Battery Cell, 3.5 Volt

Miscellaneous


Rubber Insufflation Bulb, Laryngoscope Holders and Chest Supports

Components / Spare Parts

Catalog page

- 40924** **Rubber Insufflation Bulb**
- 40924 B **Rubber Bulb**
- 40924 S **Rubber Tube**

588



Components / Spare Parts

Catalog page

- 8575 K** **Laryngoscope Holder and Chest Support, GÖTTINGEN model**
- 8575 KA **Laryngoscope Holder, GÖTTINGEN model,**
with adjustment wheel
- 8575 KB **Support Rod, movable, with metal ring,**
diameter 9 cm, length 34 cm

524, 536, 604-605



Spare Part




5984302
Cap Nut

Components / Spare Parts

Catalog page

- 8575 KC** **BENJAMIN-PARSONS Laryngoscope Holder and Chest Support**
- 8575 KA **Laryngoscope Holder, GÖTTINGEN model,**
with adjustment wheel
- 8575 KD **BENJAMIN-PARSONS Support Rod, movable,**
with metal ring, diameter 12 cm and 2 lateral
set screws, length 34 cm

536, 604-605



Spare Part



5984302
Cap Nut

Miscellaneous

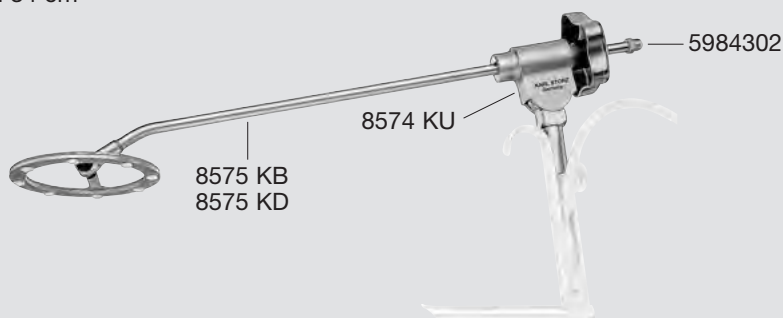
Laryngoscope Holders and Chest Supports

Components / Spare Parts

Catalog page

- 8574 KW** BENJAMIN-PARSONS **Laryngoscope Holder and Chest Support** 532, 534
- 8574 KU **Laryngoscope Holder**, GÖTTINGEN model, with adjustment wheel
- 8575 KD BENJAMIN-PARSONS **Support Rod**, moveable, with metal ring, diameter 12 cm and 2 lateral set screws, length 34 cm

- 8574 KT** **Laryngoscope Holder and Chest Support**, GÖTTINGEN model
- 8574 KU **Laryngoscope Holder**, with adjustment wheel
- 8575 KB **Support Rod**, movable, with metal ring, diameter 9 cm, length 34 cm



Spare Part



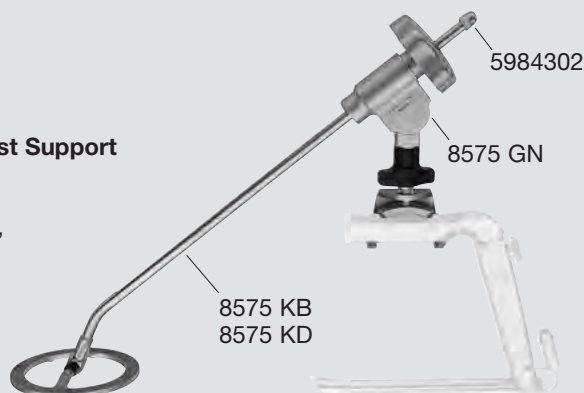
5984302
Cap Nut

Components / Spare Parts

Catalog page

- 8575 KW** LEWY **Laryngoscope Holder and Chest Support** 535
- 8575 GN LEWY **Laryngoscope Holder**
- 8575 KD **Support Rod**, movable, with metal ring, diameter 12 cm, length 34 cm

- 8575 KT** LEWY **Laryngoscope Holder and Chest Support**
- 8575 GN LEWY **Laryngoscope Holder**
- 8575 KB **Support Rod**, movable, with metal ring, diameter 9 cm, length 34 cm



Spare Part



5984302
Cap Nut

Miscellaneous

Support Table, Chest Support

Components / Spare Parts

Catalog page

8575 L **Support Table, GÖTTINGEN model**

537

8575 LC **Swivel Arm**, with movable plate
 8575 LB **Holding Rod**, for height adjustment
 8575 LA **Attachment Blocks**, can be mounted on operation table equipped with standard sliding rail 25 x 10 mm

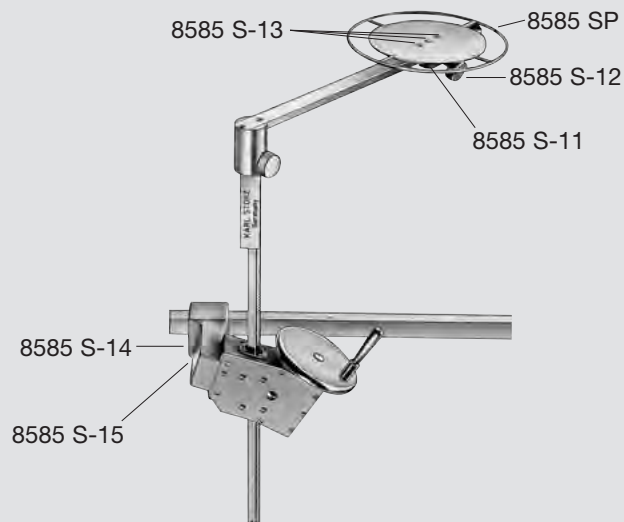


Components / Spare Parts

Catalog page

8585 S **Chest Support, LÜBECK model**

538



Spare Parts



8585 SP
Plate, with ring



8585 S-13
Screw, for fixating Plate 8585 SP to Slide Block 8585 S-11, set of 3



8585 S-11
Slide Block, for Plate 8585 SP and Fixation Screw 8585 S-12



8585 S-14
Clamp, for Chest Support 8585 S, for fixation of the chest support at the OR table



8585 S-12
Fixation Screw, serrated, M8 x 24, for the fixation of the support plate at the swivel arm



8585 S-15
Fixation Screw

Motor Systems

UNIDRIVE® S III ENT SCB, UNIDRIVE® S III ECO,
Pana Spray

Components / Spare Parts

Catalog page

- 40701601-1 UNIDRIVE® S III ENT SCB**
- 40701620-1 **UNIDRIVE® S III ENT with KARL STORZ-SCB**
- 400 A **Mains Cord**
- 20711680 **Irrigator Rod**
- 20016630 **Two-Pedal Footswitch**, two-stage,
with proportional function
- 20711640 **Silicone Tubing Set**, for irrigation, sterilizable
- 20711621 **Clip Set**, for use with silicone tubing set 20711640
- 20090170 **SCB Connecting Cable**, length 100 cm
- 031131-03* **Single Use Tubing Set**, sterile, package of 3



40701620-1

- 40701401 UNIDRIVE® S III ECO**
- 40701420 **UNIDRIVE® S III ECO**, power supply 100 – 120,
230 – 240 VAC, 50/60 Hz
- 400 A **Mains Cord**
- 20016630 **Two-Pedal Footswitch**, two-stage,
with proportional function
- 20711640 **Silicone Tubing Set**, for irrigation, sterilizable
- 20711621 **Clip Set**, for use with silicone tubing set 20711640
- 031131-03* **Single Use Tubing Set**, sterile, package of 3



40701420

Spare Parts



2027590
Mains Fuse,
T 2.0 AL (SB),
package of 10



2107890
Fuse Holder, for
power supply socket

Components / Spare Parts

Catalog page

- 280053 Pana Spray**, 6x 500 ml bottles
- 280053 B **Pana Spray**, 500 ml
- 280053 C **Spray Nozzle**



280053 B



280053 C

Motor Systems

Suction Shaver Blades

Components / Spare Parts

Catalog page

| | | |
|------------|--------------|-----|
| 41201 KN | Shaver Blade | 214 |
| 41201 KK | Shaver Blade | 214 |
| 41201 GN | Shaver Blade | 214 |
| 41201 LN | Shaver Blade | 214 |
| 41201 SN | Shaver Blade | 214 |
| 41201 KSA | Shaver Blade | 214 |
| 41201 KKSA | Shaver Blade | 214 |
| 41201 KKSB | Shaver Blade | 214 |
| 41201 LSA | Shaver Blade | 214 |



Spare Part



5920820
**O-Ring Set for ENT
Shaver Attachments,**
including:
5x O-Ring, 8 x 1 mm
1x O-Ring, 4 x 1 mm


Motor Systems

INTRA Drill Handpieces

Components / Spare Parts

Catalog page

- 252570 INTRA Drill Handpiece
- 252573 INTRA Drill Handpiece
- 252590 INTRA Drill Handpiece



252573

- 85
- 85
- 85

Spare Part

252510
Irrigation Tube

Components / Spare Parts

Catalog page

- 252571 INTRA Drill Handpiece
- 252574 INTRA Drill Handpiece
- 252591 INTRA Drill Handpiece



252574

- 220
- 220
- 220

Spare Part

252511
Irrigation Tube

Components / Spare Parts

Catalog page

- 252572 INTRA Drill Handpiece
- 252575 INTRA Drill Handpiece
- 252592 INTRA Drill Handpiece



252575

- 221
- 221
- 221

Spare Part

252512
Irrigation Tube

Miscellaneous

SCHMÄL CARTCUT® Cartilage Cutter,
 STAMMBERGER-SACHSE Intra-nasal Drill,
 BOWMAN Lachrymal Probe, Training Model

Components / Spare Parts

Catalog page

- 523950** SCHMÄL CARTCUT® Cartilage Cutter
- 523951 **Holding Device**
- 523952 **Cleaning Adaptor**
- 523954 **Holding-down Clamp**
- 523956 **Knife, 1 mm**
- 523958 **Knife, 2 mm**

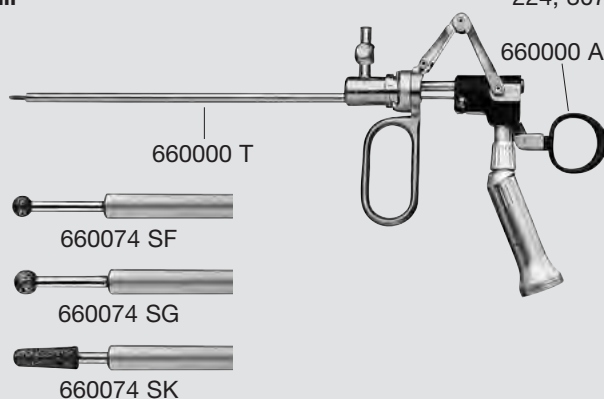


144

Components / Spare Parts

Catalog page

- 660000** STAMMBERGER-SACHSE Intra-nasal Drill
- 660000 A **Double Ring Sliding Handle**,
for moving abrador forwards and
backwards in the guiding sheath,
with fixed INTRA drill handpiece
- 660000 T **Guide Sheath**, outer diameter 5 mm,
with irrigation stopcock
- 660074 SF **Diamond Abrador**, delicate, spherical,
diameter 2.5 mm
- 660074 SG **Diamond Abrador**, delicate, spherical,
diameter 3 mm
- 660074 SK **Diamond Abrador**, delicate, conical,
from diameter 2.5 mm to diameter 3 mm



224, 307

Components / Spare Parts

Catalog page

- 634840** BOWMAN Lachrymal Probe
- 745830 **Probe**, size 0000 – 000
- 745800 **Probe**, size 00 – 0
- 745802 **Probe**, size 1 – 2




301, 305

Components / Spare Parts

Catalog page

- 723128** **Training Model**
- 723128 A **Section Plane 1: Front Plate**
- 723128 B **Section Plane 2: Turbinate/Septum**
- 723128 C **Section Plane 3: Maxillary Sinus**
- 723128 D **Section Plane 4: Ethmoidal Cells**
- 723128 E **Section Plane 5: Sphenoidal Sinus**
- 723128 F **Base Plate**
- 723128 G **Mask**
- 723128 H **Case**
- 723128 K **Documentation Atlas**



308

Miscellaneous

Holding Systems

Components / Spare Parts

Catalog page

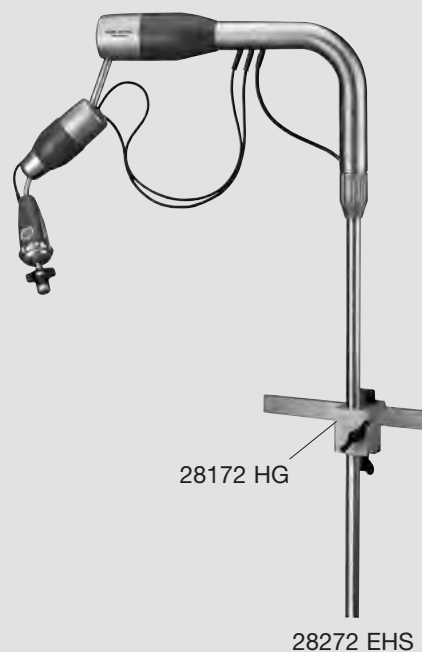
| | | |
|------------------|---|-----|
| 28272 RKB | Holding System, autoclavable , with quick release coupling KSLOCK | 201 |
| 28172 HR | Rotation Socket , to clamp to the OR table, for European and US standard rails, with lateral clamp for height and angle adjustment of the articulated stand | |
| 28272 HB | Articulated Stand , reinforced version, L-shaped, with one central clamp for all five joint functions, height 48 cm, swivel range 52 cm, with quick release coupling KSLOCK (female) | |
| 28272 UKN | Clamping Jaw , metal, clamping range 4.8 up to 12.5 mm, with quick release coupling KSLOCK (male), for use with instrument and telescope sheaths | |



Components / Spare Parts

Catalog page

| | | |
|-----------------|--|-----|
| 28272 EH | ENDOCRANE® , piezoregulated holding arm | 692 |
| 28272 EHS | ENDOCRANE® Arm , including stand | |
| 28172 HG | Socket , to clamp to the OR table | |
| 20780020 | Control Unit | |
| 040146-25* | Cover , sterile, package of 25 | |
| 28272 ECW | Spring Balance | |
| 400 A | Mains Cord , length 300 cm | |
| 27677 BV | Case | |



Miscellaneous

Holding Systems – Accessories

Components / Spare Parts

Catalog page

- 20031002 Air Compressor**, for POINT SETTER®
- 20031020 **Air Compressor**, 0 – 8 bar, power supply 230 VAC, 50/60 Hz, dimensions (w x d x h): approx. 500 x 320 x 340 mm, weight approx. 22 kg
- 27630022 **Fabric Reinforced Tube**, for connecting CALCUSPLIT® SCB 27630020
- 28172 WC **Connecting Tube**, length 600 cm, for use with for POINT SETTER® holding system, required pressure setting min. 6 to max. 8 bar



20031002

698

Components / Spare Parts

Catalog page

- 20031002 C Air Compressor**, for POINT SETTER®
- 20031020 C **Air Compressor**, 0 – 8 bar, power supply 115 VAC, 50/60 Hz, dimensions (w x d x h): approx. 500 x 320 x 340 mm, weight approx. 22 kg
- 27630022 **Fabric Reinforced Tube**, for connecting CALCUSPLIT® SCB 27630020
- 28172 WC **Connecting Tube**, length 600 cm, for use with for POINT SETTER® holding system, required pressure setting min. 6 to max. 8 bar



20031002 C

698

Components / Spare Parts

Catalog page

- 20020059 STOR-E® Transport Cart**, for POINT SETTER®
- 20020053 **Mobile Stand**, for POINT SETTER®
- 20020050 **Attachment Set**, for POINT SETTER®
- 29005 AK **Wire Basket**



699

Miscellaneous

Navigation Panel Unit (NPU)

Components / Spare Parts

Catalog page

| | | |
|----------|--|-----|
| 40800001 | KARL STORZ Navigation System NPU | 661 |
| 40800020 | Panel PC , including installed ENT navigation software and passive touch pen | |
| 40800028 | Optical Mouse | |
| 40800030 | Camera | |
| 40800040 | Electronic Box | |
| 40800050 | Docking Adaptor , for panel PC, with CD-RW/DVD-ROM | |
| 40800060 | Stand , mobile, with locking knob for camera | |
| 40800072 | Data Cable | |
| 40800074 | VGA Cable | |
| 40800076 | Camera Cable | |
| 40800080 | Headband with Plastic Holder | |
| 40800087 | Patient Tracker II , with glass marker spheres, autoclavable | |
| 40800090 | Case , for panel PC, camera, electronic box, mobile stand and connecting cables | |
| 40800110 | Navigation Probe , with glass marker spheres, autoclavable | |
| 400 A | Mains Cord , length 300 cm | |



Suction and Irrigation Systems

CLEARVISION® II

Components / Spare Parts

Catalog page

- 40334101 **CLEARVISION® II**, lens irrigation system for endoscopes
- 40334120 **CLEARVISION® II**, power supply 100 – 240 VAC, 50/60 Hz
- 400 A **Mains Cord**
- 20014230 **One-Pedal Footswitch**
- 40334140 **Silicone Tubing Set**, sterilizable

198



40334120

Spare Part



2027390
Mains Fuse,
T 1.0 A (SB),
package of 10

Components / Spare Parts

Catalog page

- 40334140 **Silicone Tubing Set**, for irrigation

198



Spare Parts



20330088
Puncture Needle,
for irrigation bottle



2724190
LUER-Lock Tube Connector, male,
tube diameter 2 mm



2723091
Connector, large tube
diameter



40334180
Pump Tube,
for CLEARVISION®II,
sterilizable, package of 25



2727291
Connector, small tube
diameter

High Frequency Surgery Units

AUTOCON® II 400 SCB, AUTOCON® 200

Components / Spare Parts

Catalog page

AUTOCON® II 400 SCB

408



20535220-111/20535220-112/20535220-113
20535220-114/20535220-115/20535220-116

| | | | |
|---|---------------------|---------------------|---------------------|
| AUTOCON® II 400 SCB, Set | 20535201-111 | 20535201-112 | 20535201-113 |
| AUTOCON® II 400 SCB, power supply 230 VAC, 50/60 Hz | 20535220-111 | 20535220-112 | 20535220-113 |
| Mains Cord, length 300 cm | 400 A | 400 A | 400 A |
| SCB Connecting Cable, length 100 cm | 20090170 | 20090170 | 20090170 |
| AUTOCON® II 400 SCB, Set | 20535201-114 | 20535201-115 | 20535201-116 |
| AUTOCON® II 400 SCB, power supply 230 VAC, 50/60 Hz | 20535220-114 | 20535220-115 | 20535220-116 |
| Mains Cord, length 300 cm | 400 A | 400 A | 400 A |
| SCB Connecting Cable, length 100 cm | 20090170 | 20090170 | 20090170 |

Spare Part



2027690
Mains Fuse,
T 4.0 AL (SB),
package of 10

Components / Spare Parts

Catalog page

20522501 AUTOCON® 200

410

20522520 **AUTOCON® 200,**
power supply 200 – 240 VAC,
50/60 Hz

400 A **Mains Cord,** length 300 cm

27809 **Adaptor,** for unipolar HF output,
diameter 4/5 mm



20522520

Spare Part



2027690
Mains Fuse,
T 4.0 AL (SB),
package of 10

High Frequency Surgery Units

AUTOCON® 200

Components / Spare Parts

Catalog page

20522501 C AUTOCON® 200

410

20522520 C **AUTOCON® 200**,
power supply 100 – 120 VAC,
50/60 Hz

400 A **Mains Cord**, length 300 cm

27809 **Adaptor**, for unipolar HF output,
diameter 4/5 mm



20522520 C

Spare Part



2028090
Mains Fuse,
T 8.0 AL (SB),
package of 10

Components / Spare Parts

Catalog page

20522501-010 AUTOCON® 200

410

20522520-010 **AUTOCON® 200**, with ENDOCUT
function, power supply 200 – 240 VAC,
50/60 Hz

400 A **Mains Cord**, length 300 cm

27809 **Adaptor**, for unipolar HF output,
diameter 4/5 mm



20522520-010

Spare Part



2027690
Mains Fuse,
T 4.0 AL (SB),
package of 10

Components / Spare Parts

Catalog page

20522501C010 AUTOCON® 200

410

20522520C010 **AUTOCON® 200**, with ENDOCUT function,
power supply 100 – 120 VAC, 50/60 Hz

400 A **Mains Cord**, length 300 cm

27809 **Adaptor**, for unipolar HF output,
diameter 4/5 mm



20522520C010

Spare Part



2028090
Mains Fuse,
T 8.0 AL (SB),
package of 10

High Frequency Surgery Units

AUTOCON® 50

Components / Spare Parts

Catalog page

20520501 **AUTOCON® 50**

412

20520520 **AUTOCON® 50**,
power supply 100/120/230/240 VAC,
50/60 Hz

400 A **Mains Cord**, length 300 cm

27809 **Adaptor**, for unipolar HF output,
diameter 4/5 mm



20520520

Spare Part



2027590
Mains Fuse,
T 2.0 AL (SB),
package of 10

Surgery Electrodes Set


Components / Spare Parts

Catalog page

20530008 Surgery Electrodes Set

415


- 20530031 **Container with Lid and Sterilizing Insert,**
for 16 electrodes with diameter 4 mm
- 26520031 **Wire Snare, 5 mm**
- 26520032 **Wire Snare, 10 mm**
- 26520033 **Ribbon Snare, 10 mm**
- 26520034 **KIRSCHNER Spatula Electrode, straight**
- 26520035 **MAGENAU Knife Electrode, angled**
- 26520036 **MAGENAU Knife Electrode, lancet-shaped**
- 26520037 **Ball Electrode, 2 mm**
- 26520038 **Ball Electrode, 4 mm**
- 26520039 **Ball Electrode, 6 mm**
- 26520040 **Needle Electrode**
- 26520041 **Flat Electrode, 8 x 10 mm**
- 26520042 **Flat Electrode, 10 x 15 mm**



KARL STORZ ORI NEO®
ERGONOMICS, SAFETY AND EFFICIENCY IN THE OR



TELEPRESENCE
IMAGING SYSTEMS - ILLUMINATION



STORZ
KARL STORZ - ENDOSKOPE


PRODUCT CATALOGS

HUMAN MEDICINE
EDITION 1/2012



PROTECTION₁

We've Got
You Covered



STORZ
KARL STORZ - ENDOSKOPE

**KARL STORZ OR1 NEO®
 ERGONOMICS, SAFETY
 AND EFFICIENCY IN THE OR**



The KARL STORZ OR1 NEO® objective is to provide an optimal operating room design for performing minimally invasive and conventional surgeries. Customized to meet disciplinary and interdisciplinary needs, the OR1 NEO® operating room concept offers the optimal solution to each requirement for an integrated OR workstation design. The system's modular design allows all components and functionalities to be integrated in the OR1 NEO® operating room solution and, therefore, become part of the workstation system. Once again, KARL STORZ sets new standards in ergonomics, safety and efficiency in the OR.

- **System integration**
- **Data management and documentation**
- **Telemedicine**

The OR1 NEO® components provide a customized system and compatible applications. Each component offers a reliable solution on its own; the sum of all components forms a complete multifunctional system.

TELEPRESENCE

- **Imaging systems**
- **Illumination**



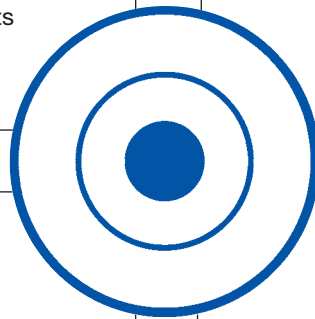
FULL HD – New Vision in Medicine

IMAGE 1 HUB® HD offers the user the highest image quality for the precise display of even the finest tissue and vascular structures.

IMAGE 1 HUB® HD enables the connection of the latest HD camera heads and all standard IMAGE 1® camera heads.

Existing IMAGE 1® can be updated to enable HD images to be displayed and HD camera heads to be utilized.

KARL STORZ WIDEVIEW® monitors deliver **optimal image display**. Using the 16:10 aspect provides a larger display window and improves the viewing ergonomics.



HUMAN MEDICINE DVD

The KARL STORZ Product Line encompasses Endoscopes, Instruments, Accessories, Units and Imaging Systems for the full range of Human Medicine Specialties:

- Neuro-Endoscopy
- Oral and Maxillofacial Surgery
- Endoscopes and Instruments for ENT, Esophagoscopy & Bronchoscopy
- Plastic Surgery
- Endoscopes for Anesthesiology and Emergency Medicine
- Endoscopes and Instruments for Cardiovascular Surgery
- Thorax
- Gastroenterology
- Laparoscopy
- Gynecology
- Urology
- Proctology
- Arthroscopy, Sports Medicine & Spine Surgery
- Pediatric Surgery
- KARL STORZ OR1®
- Telepresence

PROTECTION 1®

- **Field Service Technician Program**
- **On-Site Services Program**
- **No-Fault Service Plans**
- **Custom Service Solutions**
- **Platform for Staff Training – Academy of Clinical Education**

PROTECTION 1® Services delivers comprehensive solutions to assist you in ensuring optimum surgical performance, asset management, and cost savings. Choose KARL STORZ as your Service Partner and focus on what really matters – patient care.